



137
SNO
DANCE

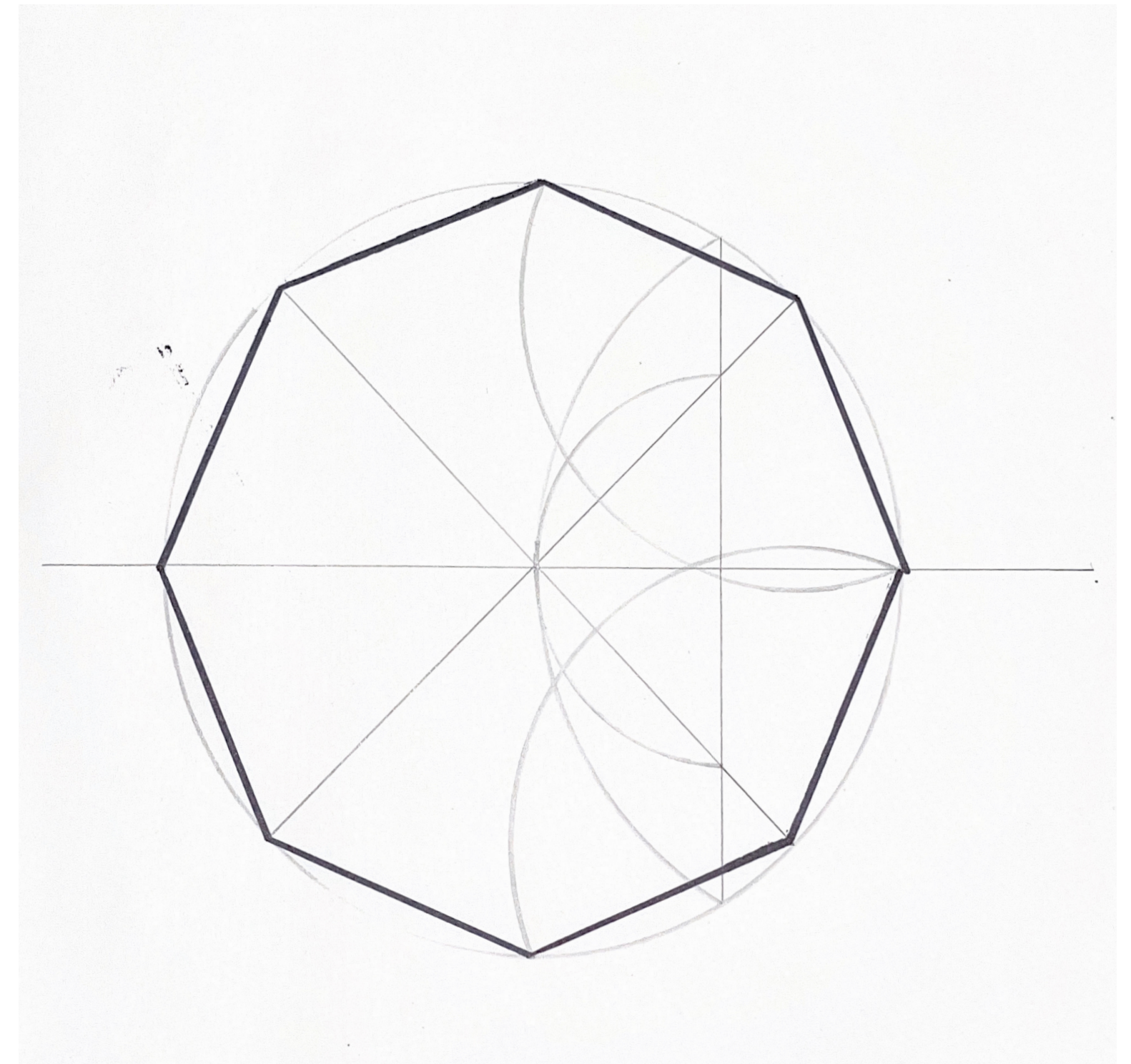
thesis

project brief

During the cold winter months, many envision having a special retreat that embodies the warm and comforting feeling that the concept of home manifests.

137 Sno Dance aims to create a holiday home that binds together the past and the present. The creative process begins by refurbishing an existing frame located on Indianhead Mountain which influenced the character of the cabin. The original structure, built during the late 60s, is now fixed upon a pedestal overlooking the hill. The materials selected are references to the un-groomed ski runs that are visible in the early morning. As snowdrifts carve their way around the established dwelling, the organic slopes direct your attention to each view. Walls that skate around with soft corners use heavy timber that highlights the geometric structure of the exterior. Through the glass window panes, ample sunlight illuminates the natural yellow birch veneer while providing a natural heat source. With only 750 total square feet, it became essential to furnish and customize every aspect of the rooms.

Appliances are provided for a short getaway trip or to last all season long. The vessel is engaged in a symbiotic relationship with the surrounding scenery that allows one to create their own unique and memorable experience.



concept sketch

graphite with sharpie

the first drawing of the octagon frame using a compass and ruler. with only one line segment a complete shape can be made.



exterior

digitally altered render

as anyone staying in this home would expect the sunrise is one of the most beautiful parts. being raised from the ground minimal shadows casting on the ground give it a floating appearance.



entrance

digitally altered render


before heading out to the hill you are able to come around the bedroom to start a meal. taking your ski gear to and from the home is easily available at the kitchen island. hidden in the middle of the cabin small and intimate bathroom is placed for privacy.



bedroom

digitally altered render

a simple set up is formed with a bed, nightstand, and closet all in reaching distance. sliding panels are placed in front of the built in closet for a flush appearance. bright colors are placed in the hands of the textiles placed around the bed. smaller lighting coming placed above the headboard allows for reading in the evening.



framed spaces

digitally altered render

taking a break from full views of the home a selected number of renders are set up to create a certain mood. artwork placed on the walls of the home need to connect with each material that was already present. as you zoom in on a room the space saving design starts to show. as seen under the couch a place is located for firewood and blankets. they are easily accessible during the cold months of winter.



framed spaces

digitally altered render

as each view moves to later times of the day the bedroom is shown with light casting through the immense window frames. the kitchen table is lit at the end of the island specifically designed for dining during the evening. artificial light in general is kept to a minimum during the day because of where each room is fixated.



exterior

digitally altered render

right before dusk the interior is lit up from floor to ceiling even with little light remaining. viewing the holiday home from the outside gives light to the circular path that repeats the octagon shape of the cabin. extending the ends of the frame along with the roof and gutters keeps rain and snow away from the home.

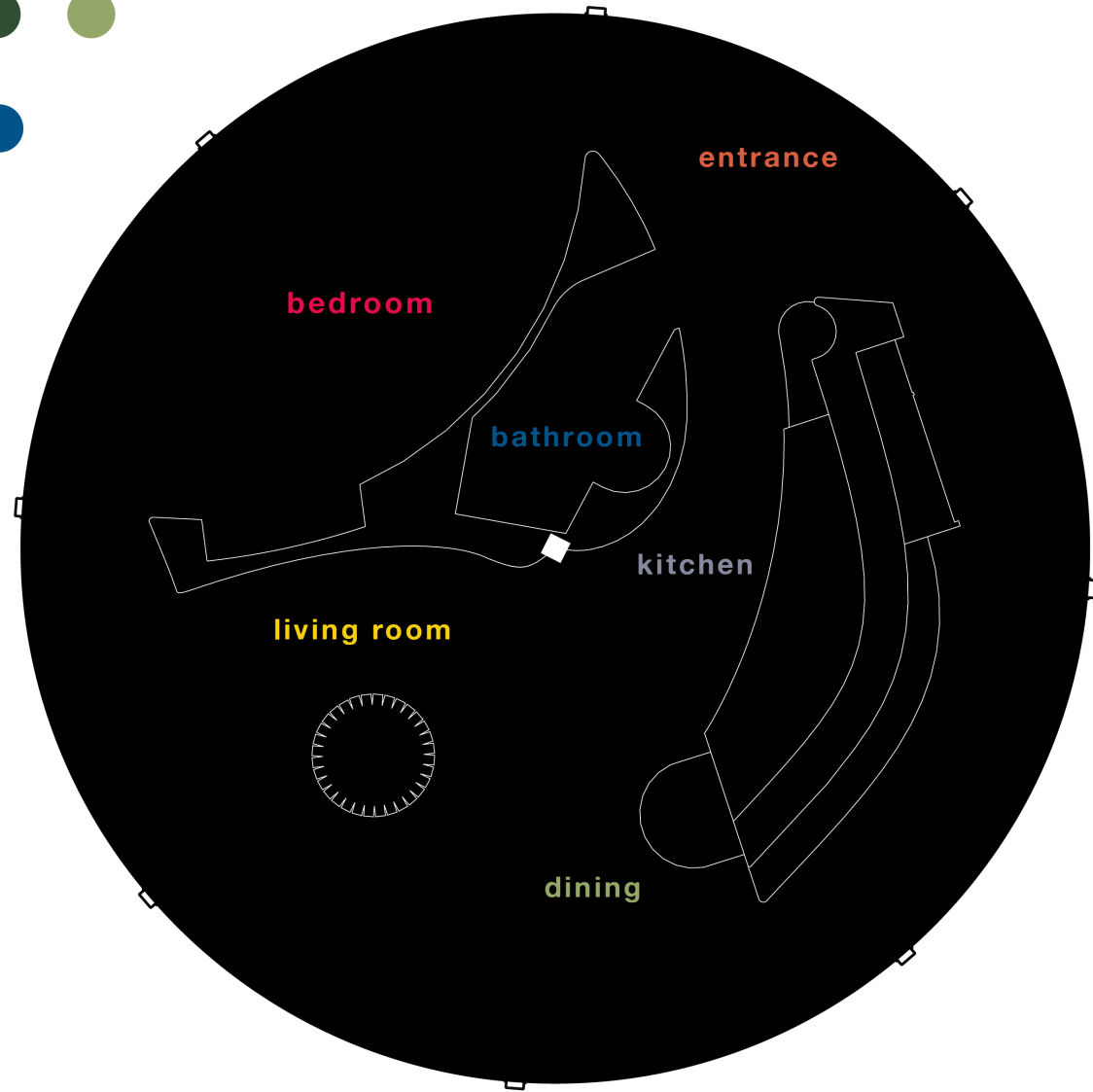

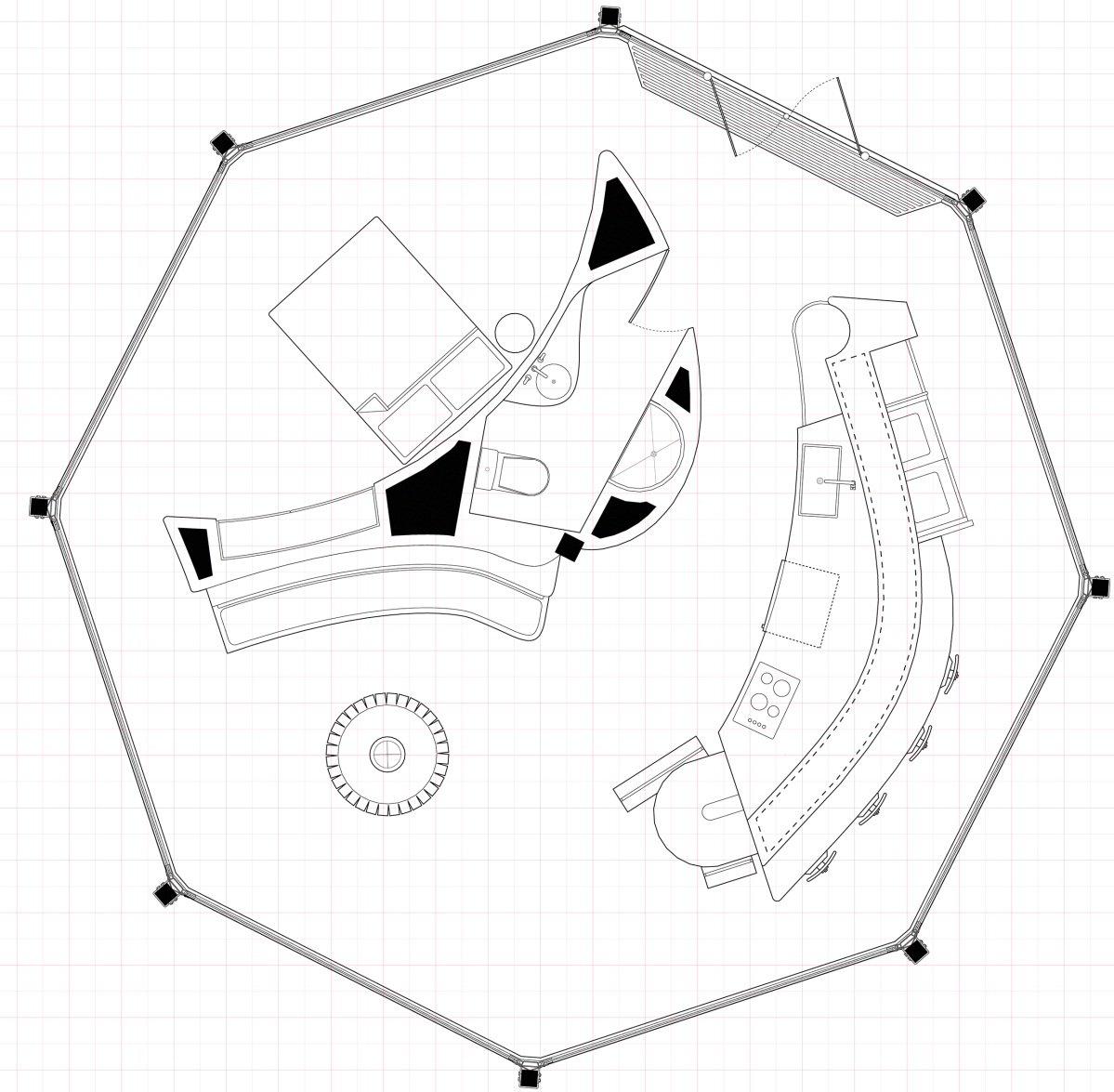


diagram of spaces

digital media

the stark black floor plan is stripped away of all furnishing to its curvilinear walls and fireplace. the poster uses an assortment of flat colored circles to clearly label where each room starts and finishes.



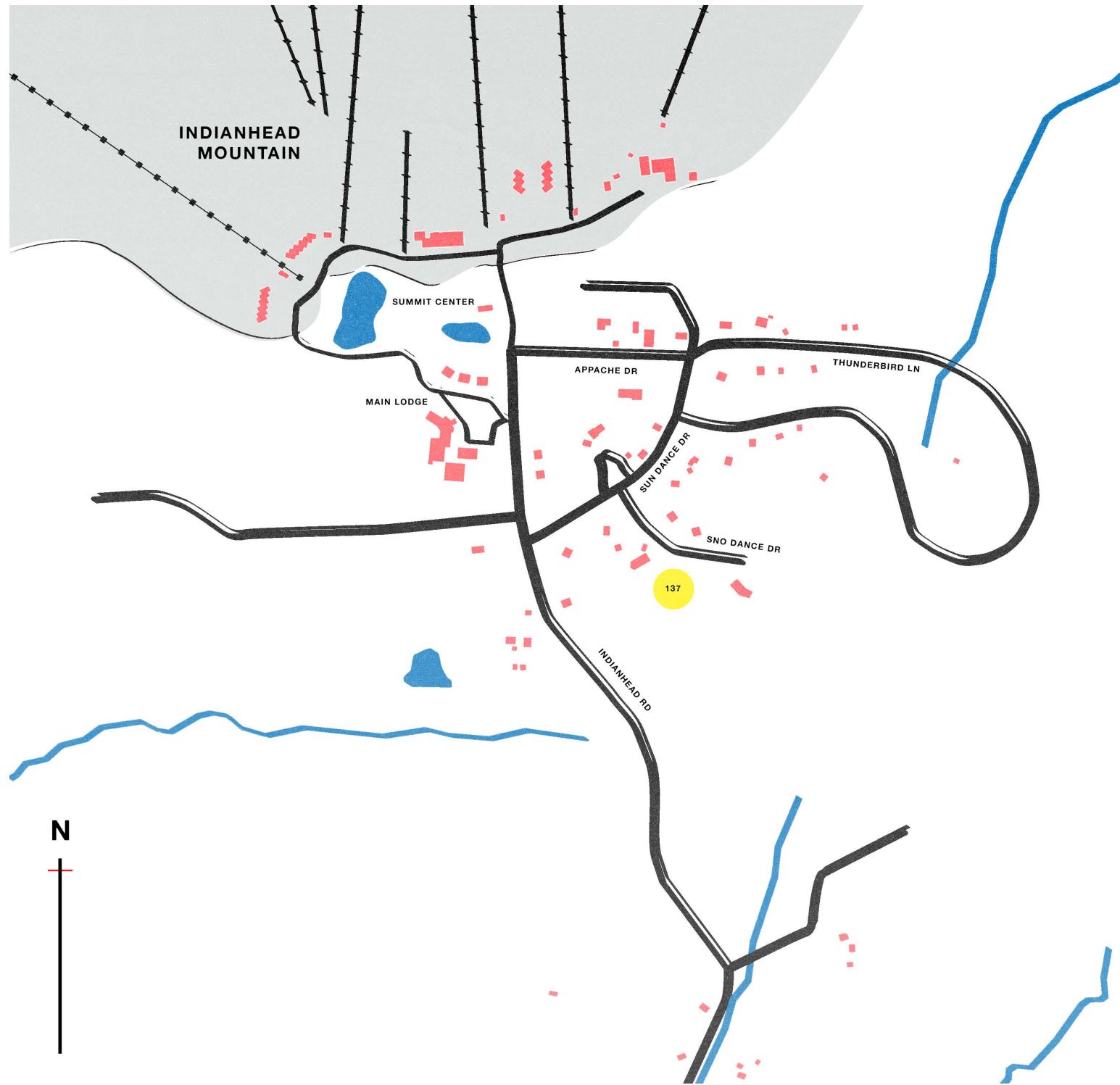
FLOOR PLAN

SCALE: 1/4" = 1' 0"

furnished floor plan

digital media

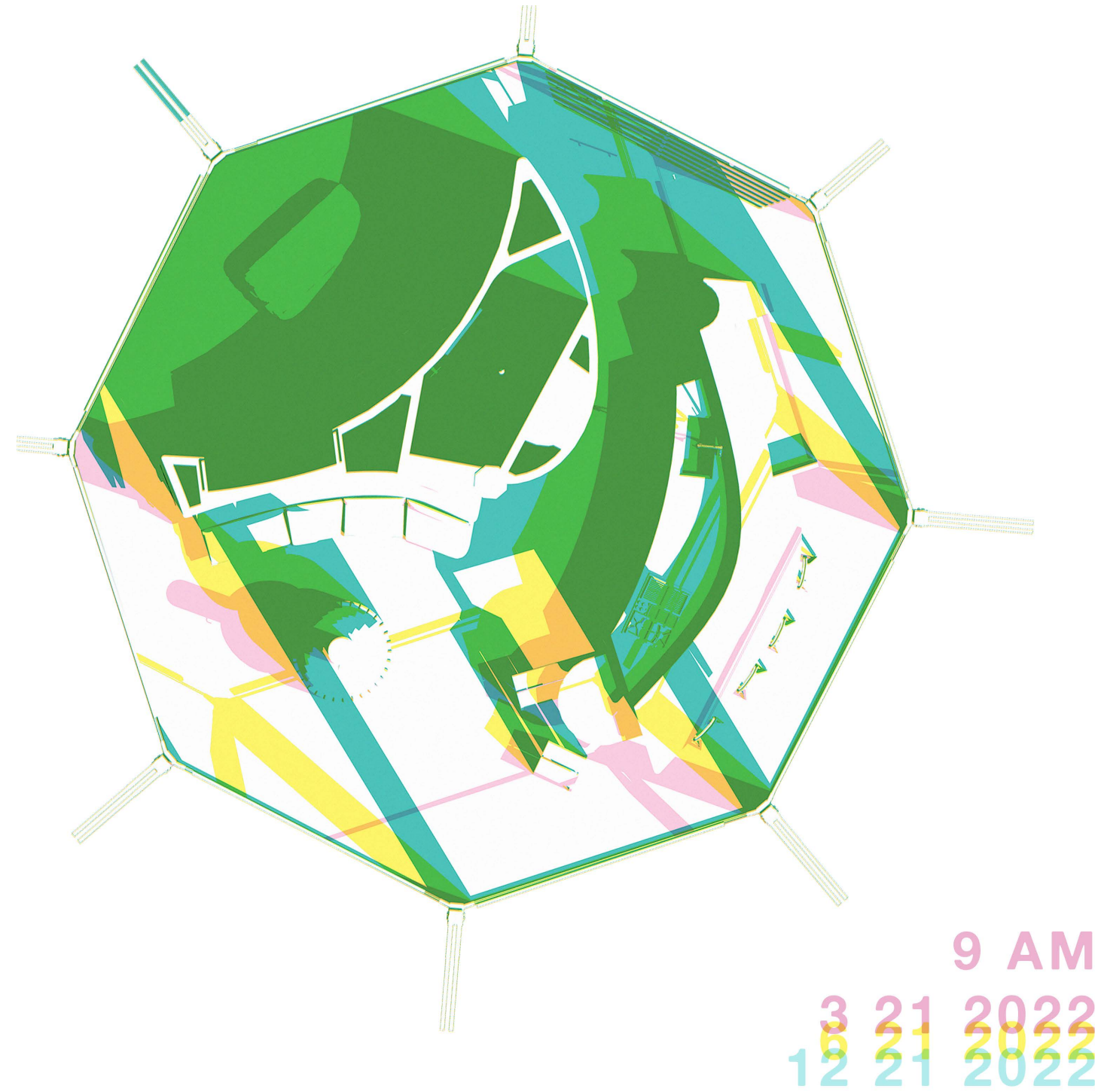
seeing the layout in a clean and detailed manner gives the home a much larger footprint than in reality. there was no space left for extra furniture but enough to customize the floor and walls with personal items.



site map

digital media

located on top of indianhead mountain its important to show how close you are to skiing down to the bottom. the lines of the roads and red blocks of homes are edited as if they were hand drawn in marker on paper.



shadow diagram

digital media

sunlight casting shadows through each window is a frequent occurrence inside 137 sno dance. each layer is taken at nine in the morning during the spring, summer, and winter solstice creating new color as they overlap.



film slide

color positive film scan

an early logo of indianhead lodge created for advertisement in the 1980s.



film negative

color negative film scan

a crowd watching a ski event held at indianhead mountain during the 1970s.



film slide

color positive film scan

detailed image of the untouched hill in early morning light. a clear example of the movement described in project brief.



film slide

color positive film scan

indianhead rental lodge located at summit center during the late 80s.



film transparency

color print on translucent paper

cropping an image of a cabin located on the hill to gather material inspiration.



film transparency

color print on translucent paper


pictured here is another cropped out area highlighting the wood grain and metal stairwell.



personal film

color negative film scan

source image used to replicate the light and color grading in final renders.



personal film

color negative film scan

exploring present images that reflect the past life of the ski hill. previous trips here provided ample material to pull from.

Round trip to Boyne is \$54; to Indianhead, \$62. Otherwise one drives all Friday night to get two hours of Boyne skiing Saturday, then drives all Sunday night to end

and the base was excellent. Every area these days has chair lifts and snow-making equipment, but both Indianhead and Powderhorn showed the

Ski Bums Get Booted from Aspen

ASPEN, Colo. (AP) — The ski bum, long a respected cog in the economic machinery of skiing everywhere, may be about to pass from the scene in this famed mountain town.

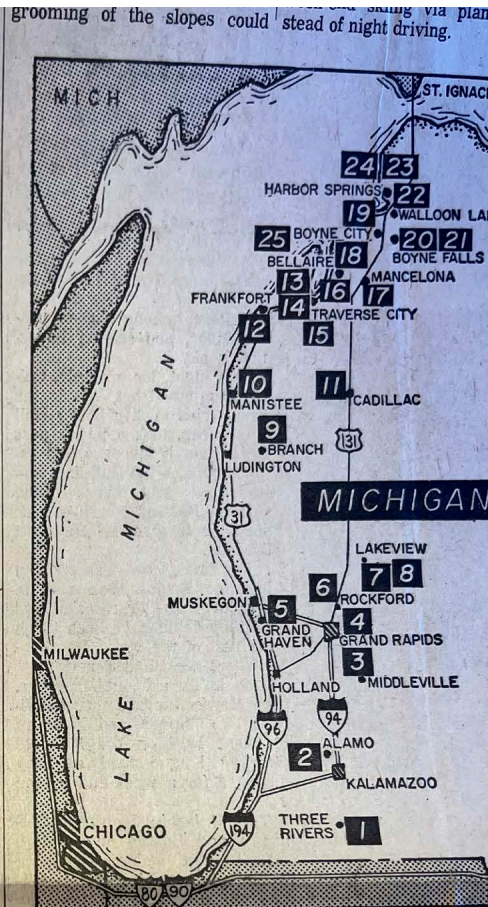
Ski bums, traditionally are young men and women who head for the mountains in winter. They take menial jobs in lodges and restaurants at ski resorts in exchange for bed, board, a few dollars, and the chance to ski for nothing or a fraction of the price of a lift ticket.

But the Aspen association announced yesterday that effective Feb. 3 it would no longer honor the special employes' discount passes at Aspen's three mountains — Buttermilk, Highlands, and Ajax—because of growing misuse of the discount tickets.


The association offered the town's lodges, motels, and restaurants, each of which pays several hundred dollars a year to join the association and get the discount tickets, a 50 per cent rebate.

Some of the owners indicated, however, they may go to court over the rescinding of the ski passes.

And the ski bums announced they would protest in front of the Aspen Ski corporation.



- | | |
|---------------------|---------------------------|
| 1. Swiss Valley | 13. Traverse City Holiday |
| 2. Timber Ridge | 14. Maple Lee |
| 3. Esker Ski Slopes | 15. Sugar Leaf |
| 4. Cannonsburg | 16. Maplehurst |
| 5. Ski Bowl | 17. Mount Mancelona |
| 6. Pando | 18. Shanty Creek |
| 7. Brady's Hills | 19. Barn Mountain |
| 8. Moon Ridge | 20. Boyne Mountain |
| 9. Ward Hills | 21. Thunder Mountain |
| 10. Big M-Manistee | 22. Walloon Hills |
| 11. Caberfee | 23. Boyne Highlands |
| 12. Chimney Corners | 24. Nub's Nob |
| | 25. Crystal Mountain |



NEW FOR '67!
80 BIG SKI PAGES! FREE FROM COLORADO SKI COUNTRY USA! MAIL COUPON NOW

STATE OF COLORADO, DIVISION OF COMMERCE & DEVELOPMENT
339 State Capital Building, Denver, Colorado 80203
Please send your new Colorado Ski Packet, including the brand-new 1966-67 Manual of Colorado Skiing!

Name _____ (please print)
Address _____
City _____ State _____ Zip _____
Zip Code essential. Thank you.

ASPEN SPECIAL
10 DAYS—ALL EXPENSE
Leave Every Friday **\$185.95**
as low as
SKI AMERICA TOURS
8 So. Michigan DE 2-7144

SKIING EXCELLENT!
24" BASE, 6" NEW

Wilmot Mountain

1/2 MILE, WILMOT, WIS.—ON ILL.-WIS. LINE
Wilmot's 17 lifts make the difference, giving you tremendous variety and short lines. Our 3 chair-lifts, 2 T-bars and 12 rope tows serve expert slopes, and easy slopes. We have everything new skiers need, rental equipment and fine instruction.

60 MINUTES FROM CHICAGO

OPEN DAILY 'TIL 11 P.M.

Norway's Ski Tours Gaining in Popularity

"Norway Skiing" is the title of a new attractive color folder, which contains the complete program for three new package tours to Norwegian ski centers this season.

All tours include a stay at Voss or Geilo—or a combination of both—which are the two most popular ski centers in Norway.

at Voss and Geilo. The hotel is situated in the mountain ranges and headlines last winter. Norway's newest mountain hotel opened for the first time.

Bolkesjo is situated in the Cradle of Peace.



article

digital camera

a selected piece found while gathering articles around the après-ski lifestyle.

site exploration

digital camera

taking note of the architecture found in the neighborhood where 137 snow dance resides.



site exploration

digital camera

imagery from sister ski hill blackjack located just two miles west of indianhead.



site visit

digital camera


coming here gave me exact lengths of the home for the digital model. surveying the surrounding land to pin point views over the hill. details in the frame were documented as this was the only part that would be kept original.



destination collage

digital media

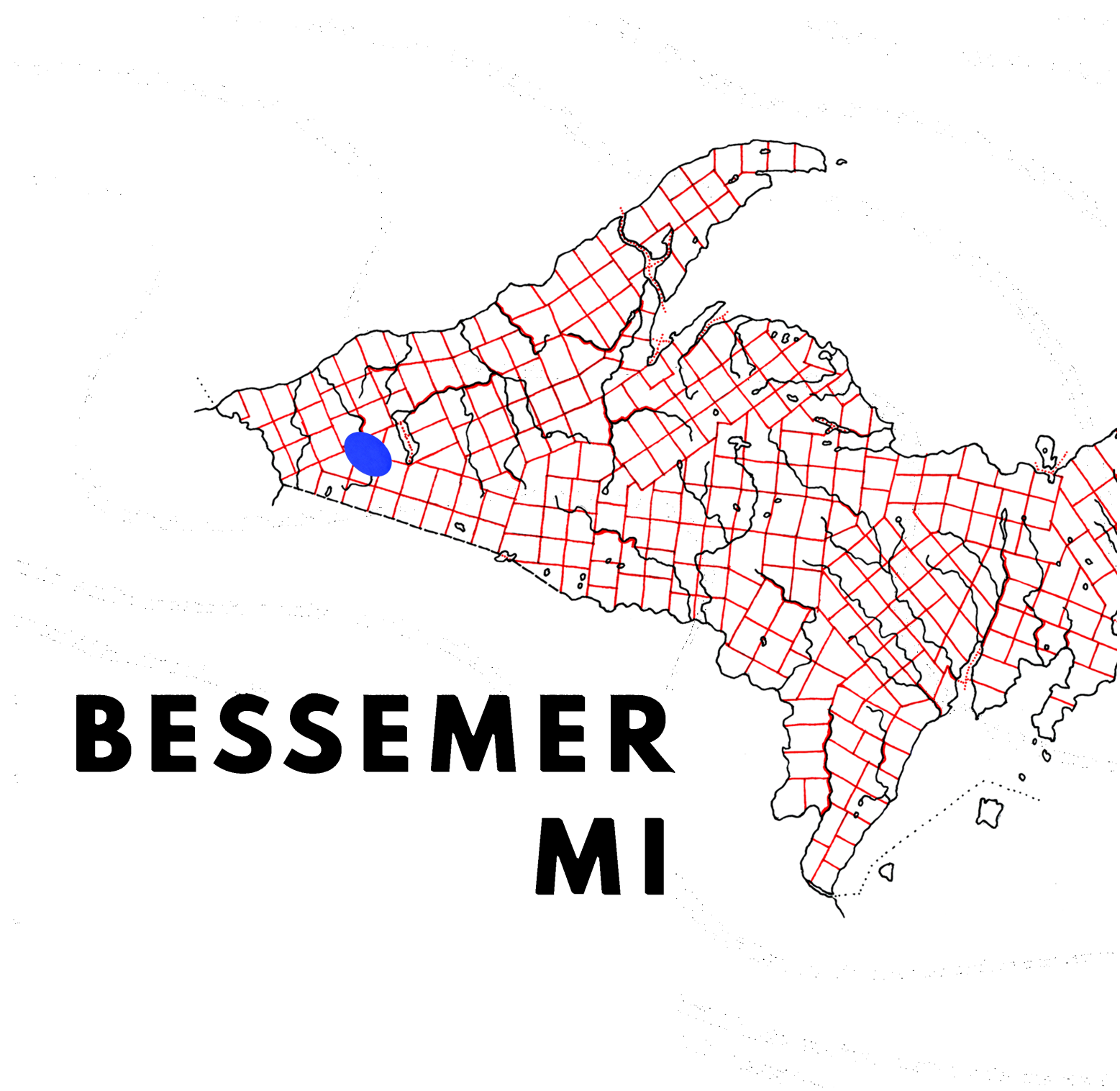
taking recent photos gathered during the design process to create emotions felt during travel. framed windows close in on specific views that you remember while leaving or returning.



topography collage

digitally altered render

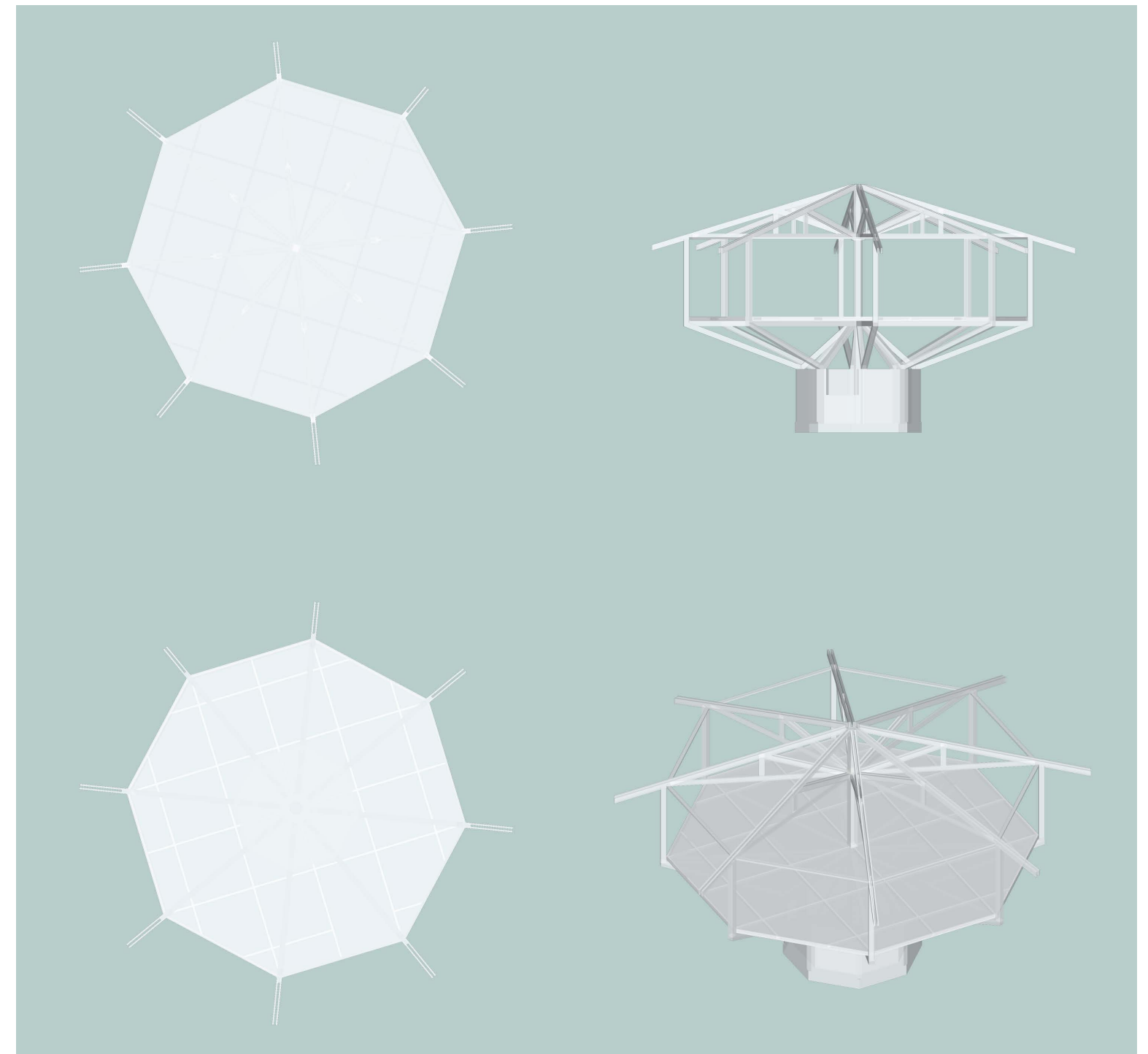
after selecting the site deconstructing the landscape was essential. visualizing changes in elevation across the hill.



map study

digital media

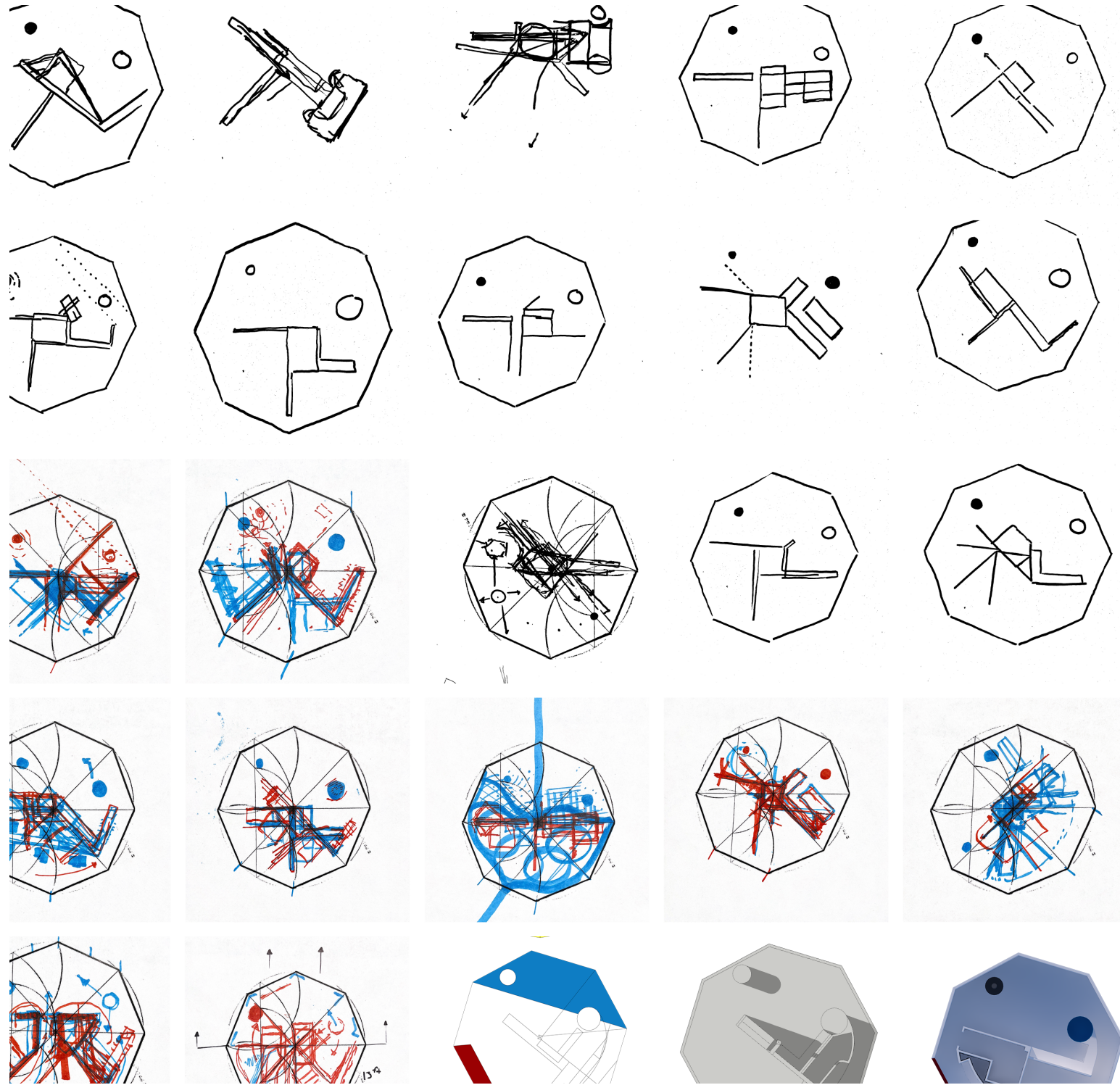
michigan is a neighboring state so creating a map that referenced wisconsin's boarder seemed right. a blue dot is signaling to where the cabin sits on a larger scale.



frame study

digital render

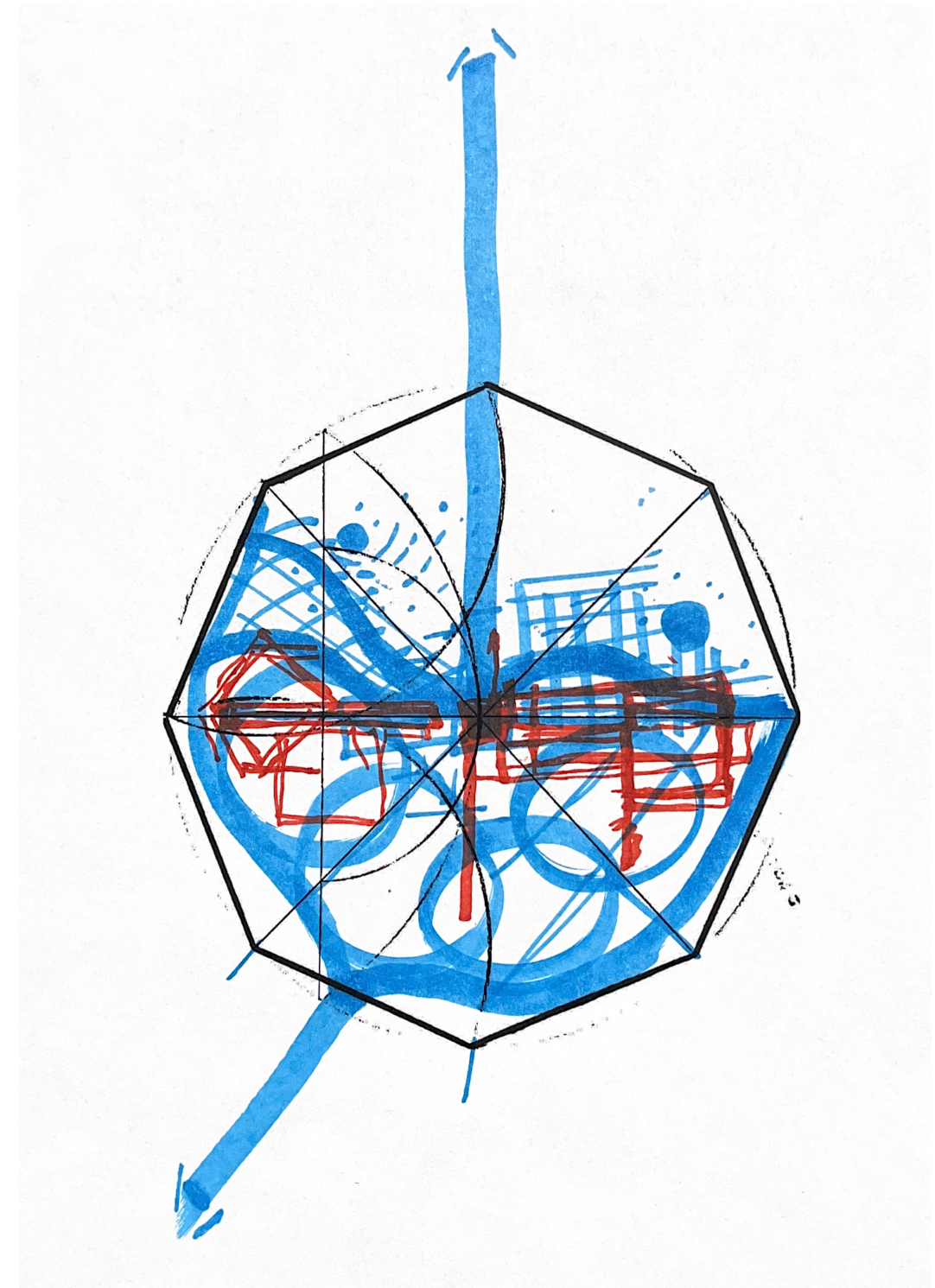
modeling the frame into a three dimensional form helped me see where each beam meets the center. keeping anything above the timber trusses are left open for maximum ceiling space.



preliminary plans

marker on copy paper

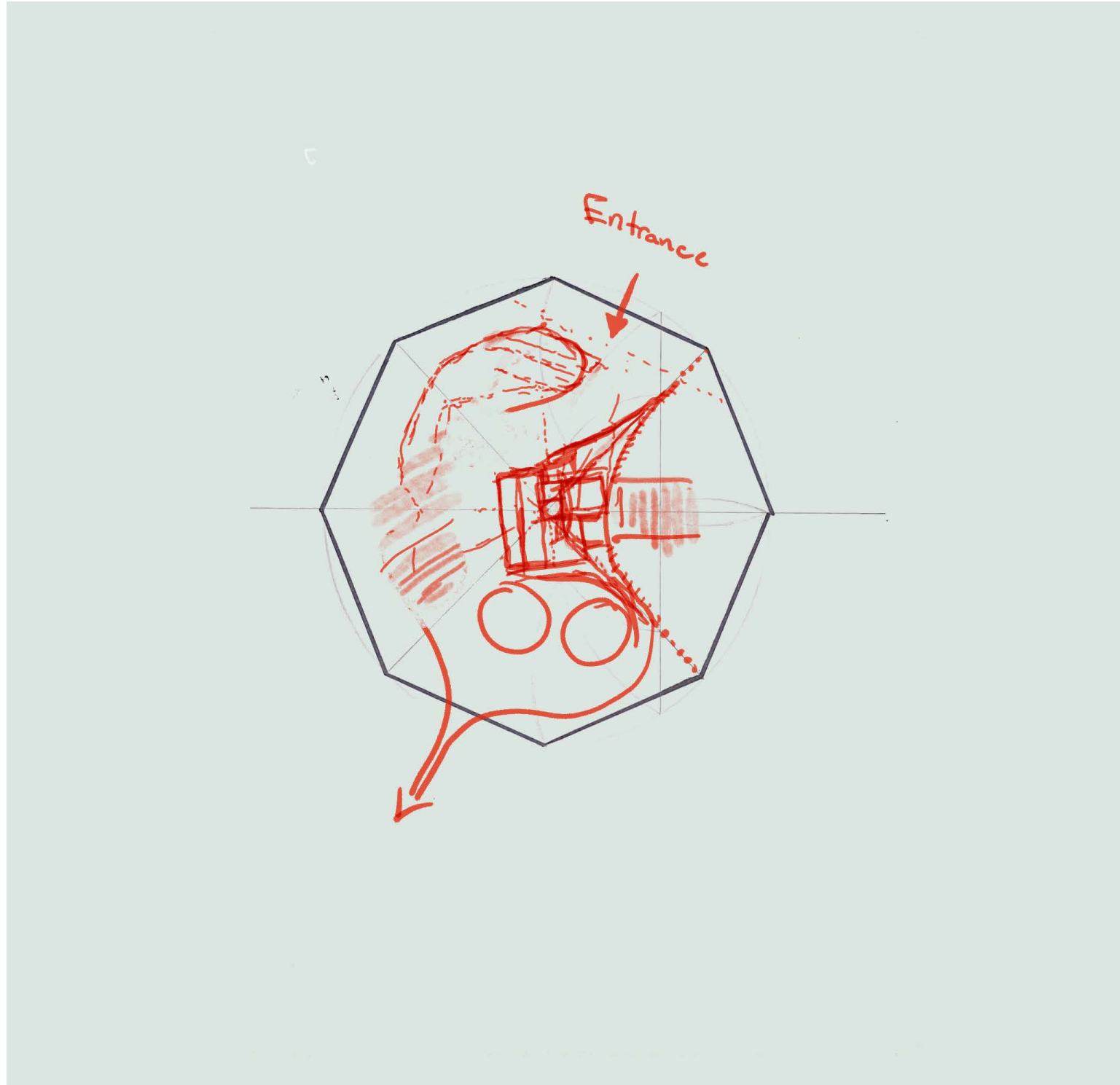
placing multiple sketches next to one another demonstrates the design process over an extended period of time. the image starts with a simple line drawing and ends with a full modeled room.



exterior views

marker on copy paper

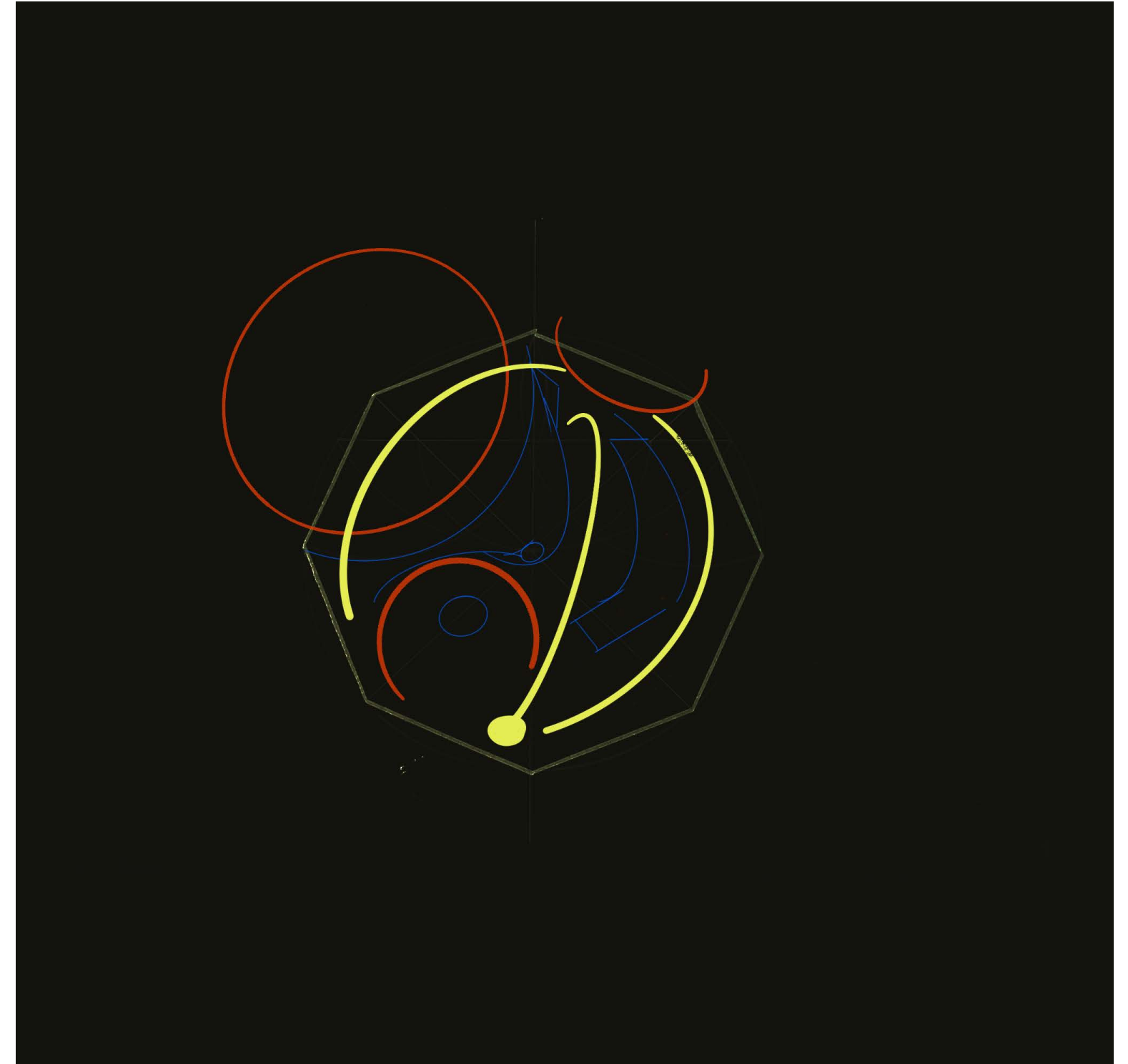
a more coherent drawing has walls lined with red while the blue represents views that need to be included in the final floor plan.



compact plan

digital sketch

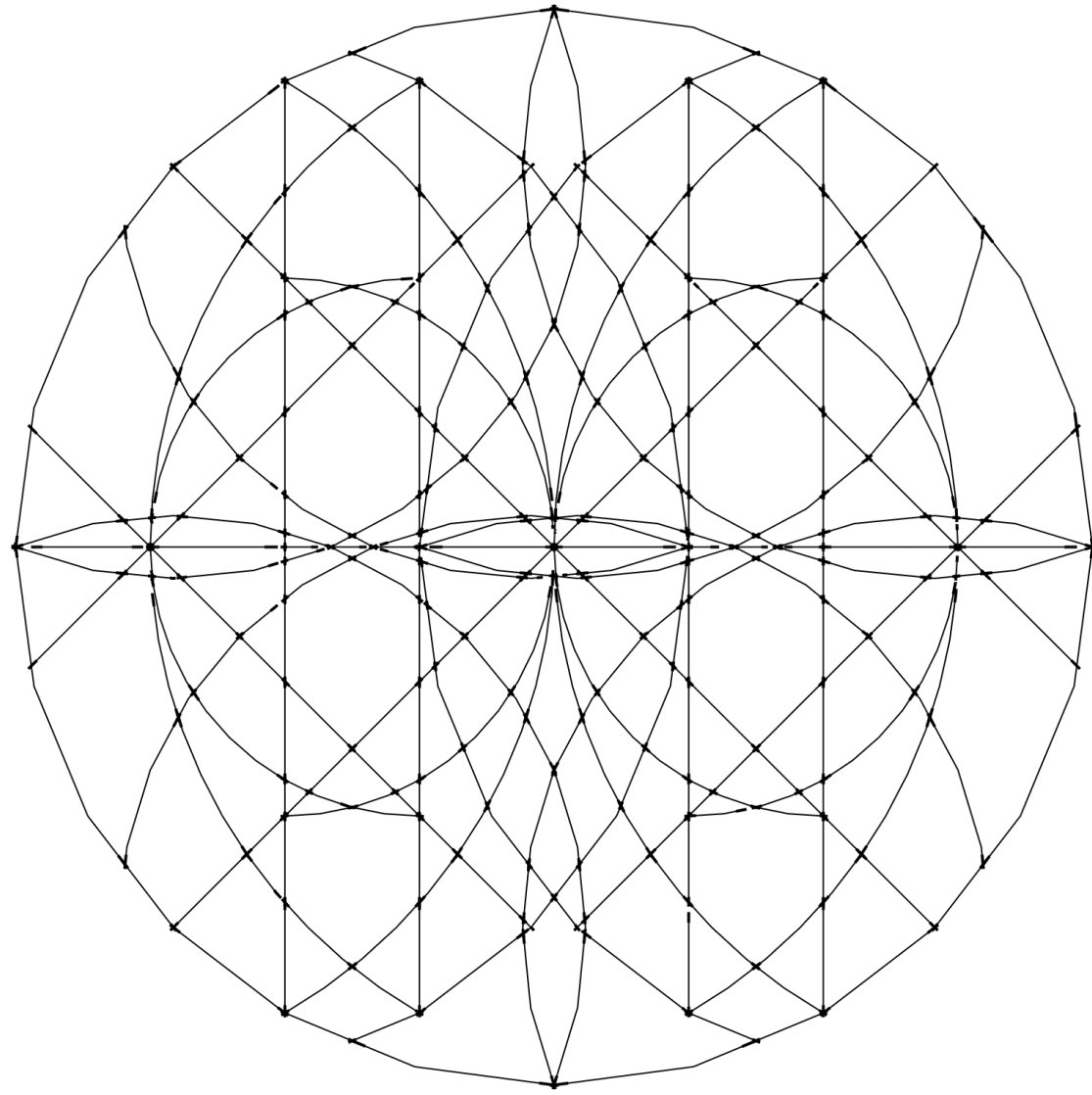
as the design process reaches its final phase moving to a screen helps me keep what works and what doesn't with multiple layers. textures can be put in place for light moving through a space.



movement

digital sketch

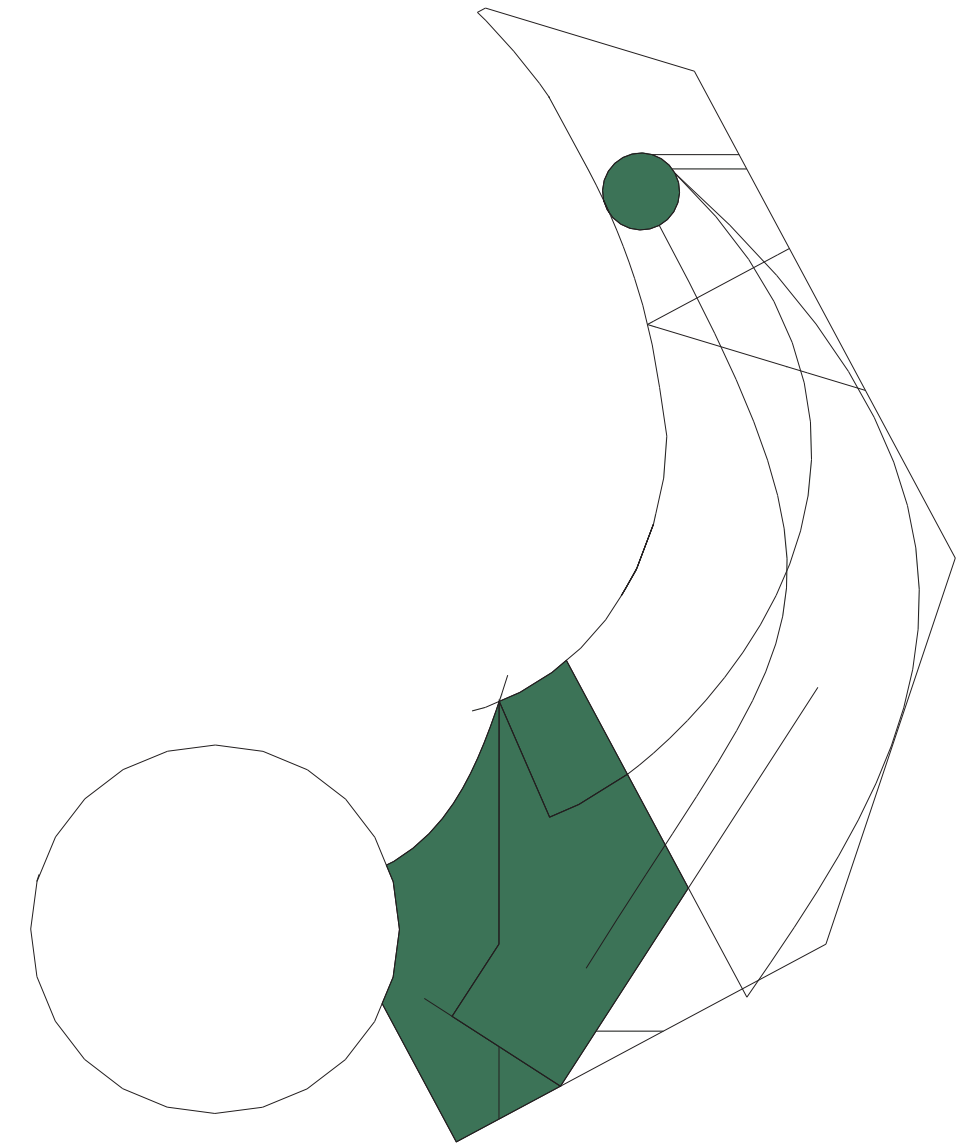
above is the design that was selected in the final floor plan. solid objects inside are shown with a light line weight colored in blue. starting with the entrance red circles surround each of the main gathering spaces. circulation is met with a yellow dot taking you directly to the best view in the home.



geometry

digital line drawing


taking my concept sketch and reflecting it twice creates a stylized map onto the livable space of the home. the arcs now create a symmetrical path to fine tune my floor plan with. some of the curved walls now directly align with the existing frame.



geometry

digital line drawing

in its most abstract form this object is the kitchen island bending around the bathroom and living space. the shapes filled in green helped see where the build needed to start and stop. this made sure any line would have a place to stop in the living space once drawn .



material collage

digital media

as many collages start a new set of photos are selected that are recent to the project. warm yellow tones of gold and light compliment the dark cold aluminum. movement of the skiers is replaced with a woven chain coming off the page.



preliminary render

digitally altered render

the first completed render needed to have people in the space to help me picture the floor to ceiling windows. someone in the home would have the ability to walk in a complete circle from any point. creating a scene during the winter time became important as materials show a different tone in the sunlight.



final color study

plexiglass and digital media

casting light through a piece of acrylic gave way to new textures that may be used in future projects. color was turned into a beautiful soft gradient giving shape to speculative forms.



final color study

plexiglass and digital media

in my final test there was a series of photos that looked like a film slide used during my thesis. dark muddy trees fall back on a blue landscape with an illuminated building placed on the right.

