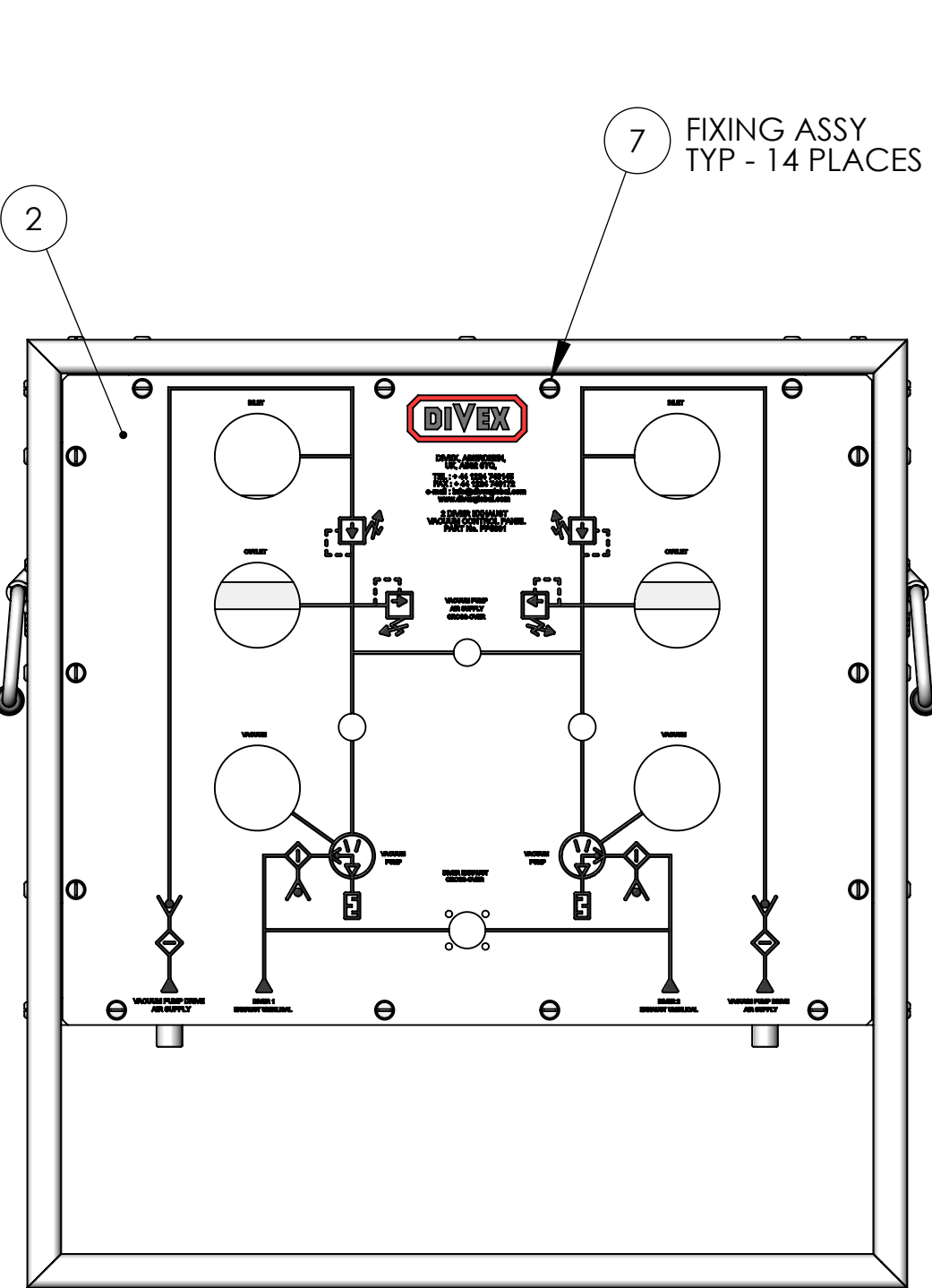
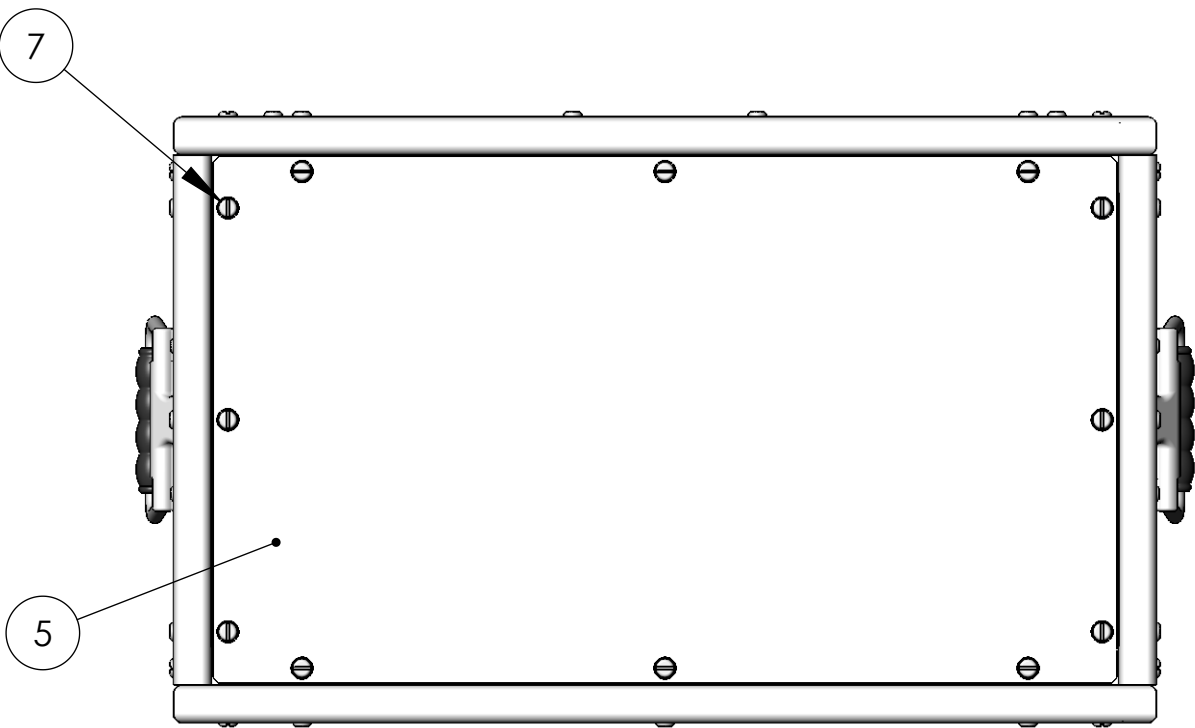


PANEL ENCLOSURE ASSEMBLY ISOMETRIC VIEW

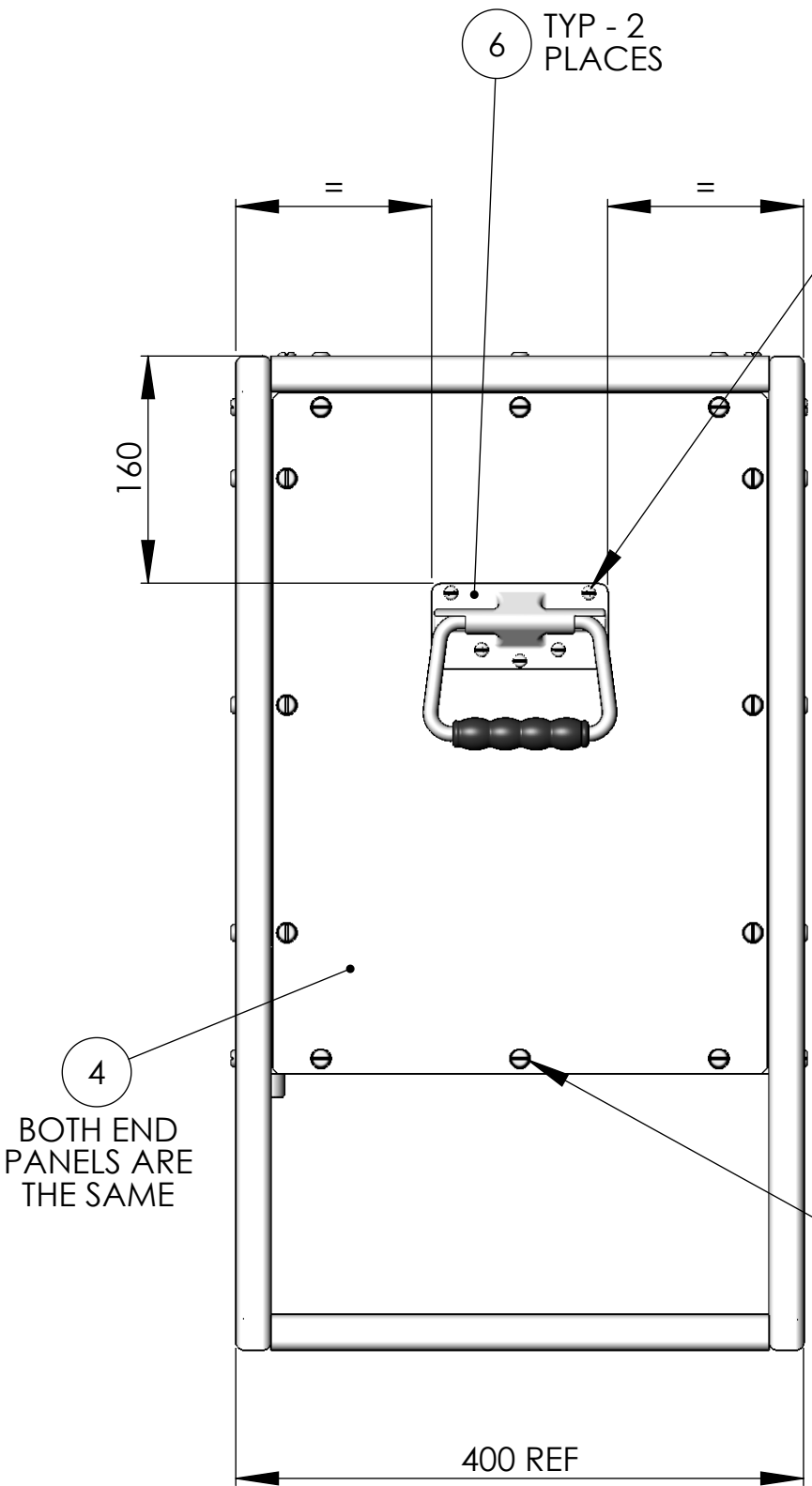
PANEL ENCLOSURE ASSEMBLY MATERIAL LIST (PART No. C10010)

| ITEM NO. | PART NUMBER | DESCRIPTION | QTY. |
|----------|-------------|---|------|
| 1 | E14009 | FRAMEWORK, 2 DIVER E.V.C.P. | 1 |
| 2 | E14010 | FRONT PANEL, 2 DIVER E.V.C.P. | 1 |
| 3 | E14011 | REAR PANEL, 2 DIVER E.V.C.P. | 1 |
| 4 | E14012 | SIDE PANEL, 2 DIVER E.V.C.P. | 2 |
| 5 | E14013 | TOP PANEL, 2 DIVER E.V.C.P. | 1 |
| 6 | E14633 | HANDLE | 2 |
| 7 | - | PANEL FIXINGS ASSY COMPRISING :- | - |
| | E11918 | SCREW, M/C, PAN HD, M6 X 1 X 10, A2-70 | 62 |
| | FW037 | WASHER, PLAIN, 6MM, SS | 62 |
| | FW019 | WASHER, PLAIN, NYLON, 9/16" OD x 1/4" ID x 1/6" THK | - |
| 8 | - | HANDLE FIXINGS ASSY COMPRISING :- | - |
| | FB231 | SCREW, M/C, PAN HD, SLOTTED, M5 X 12 LONG | 10 |
| | FW075 | WASHER, SPRING, M5 | 10 |
| | FN080 | NUT, HEX, M5 | 10 |

FIXING ASSY
TYP - 12 PLACES



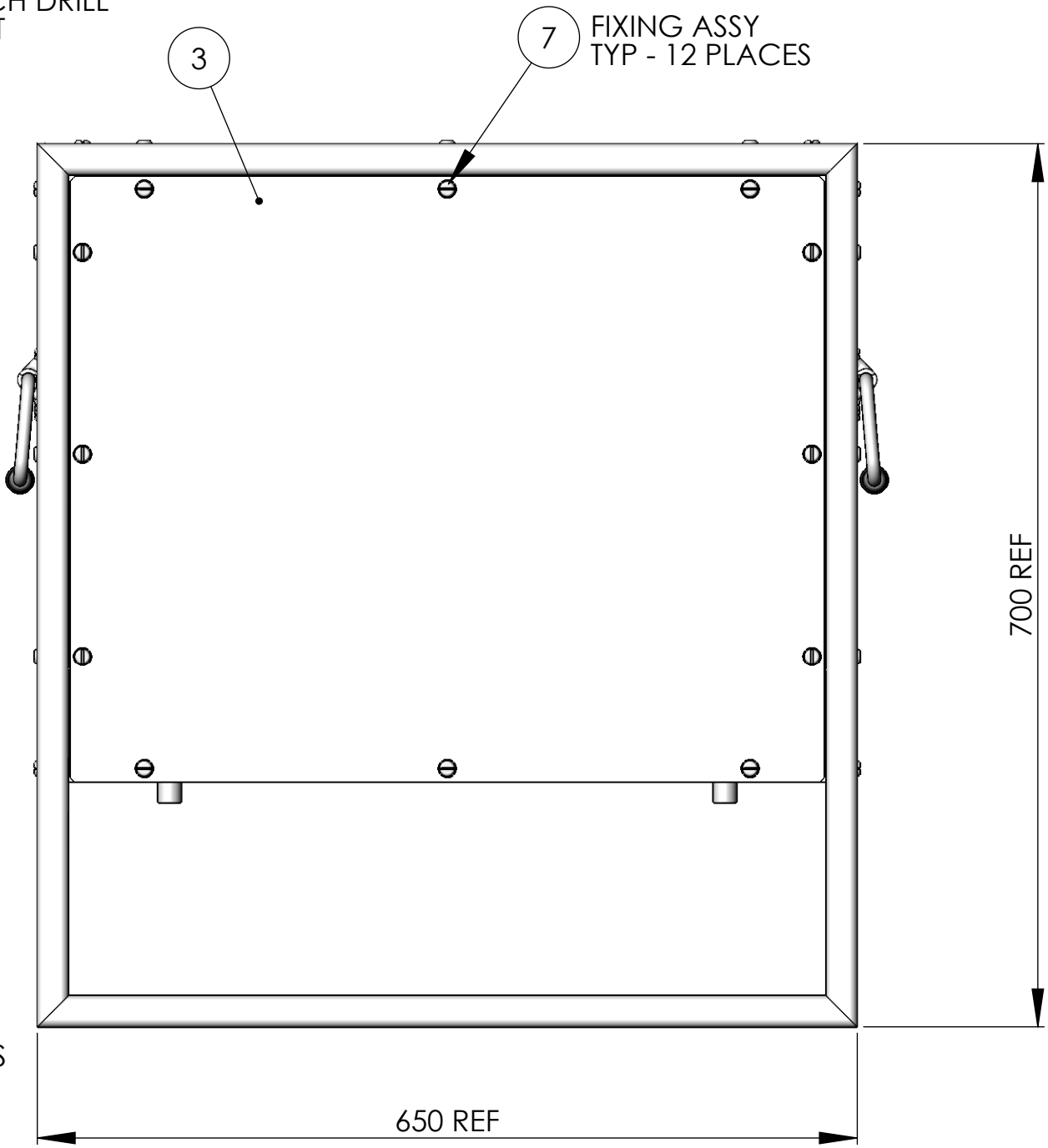
FIXING ASSY
TYP - 14 PLACES



BOTH END
PANELS ARE
THE SAME

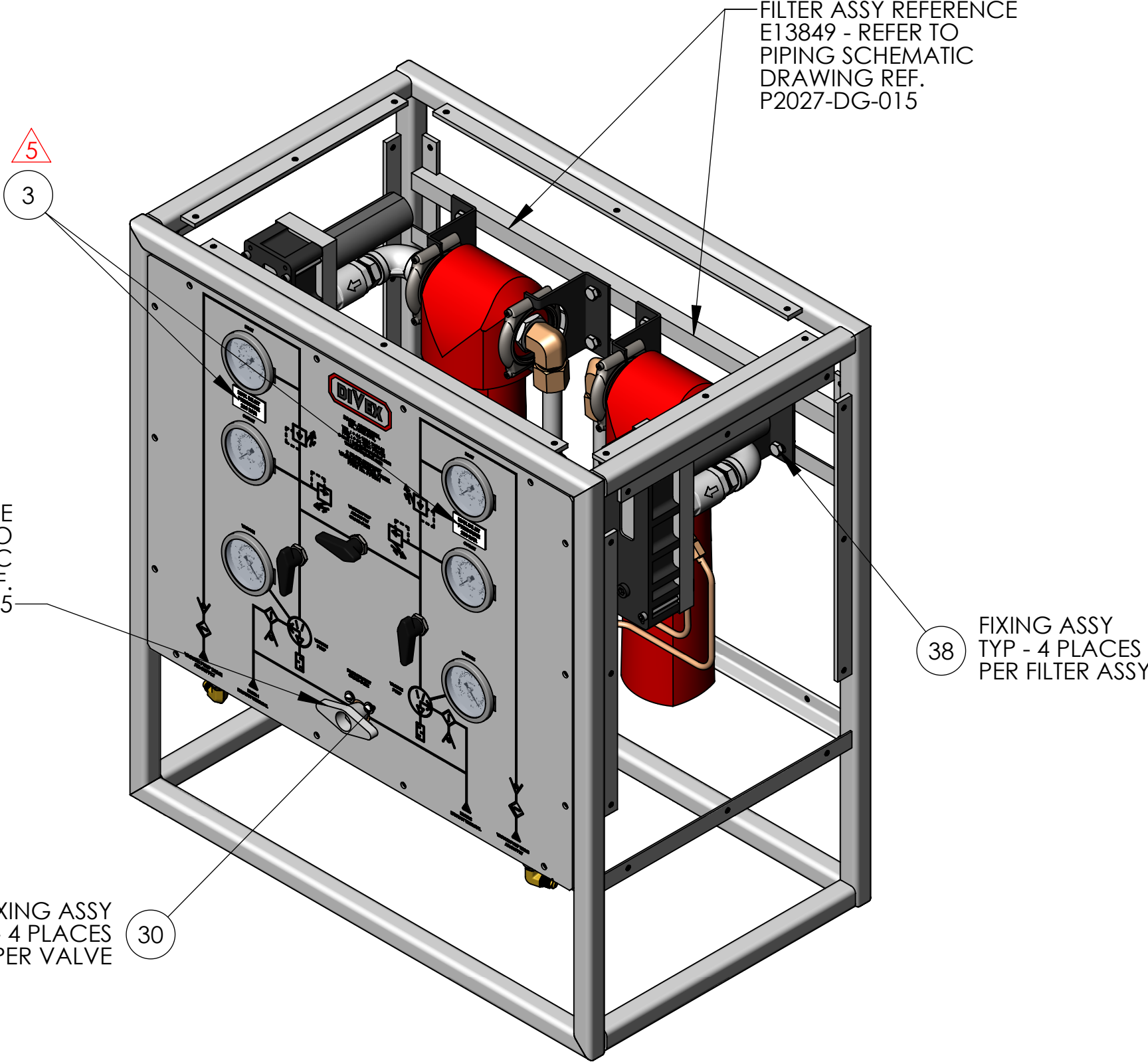
FIXING ASSY
TYP - 5 PLACES
PER HANDLE
POSITION HANDLE
AND MATCH DRILL
Ø 6 TO SUIT

FIXING ASSY
TYP - 12 PLACES



VALVE REFERENCE
E14603 - REFER TO
PIPING SCHEMATIC
DRAWING REF.
P2027-DG-015

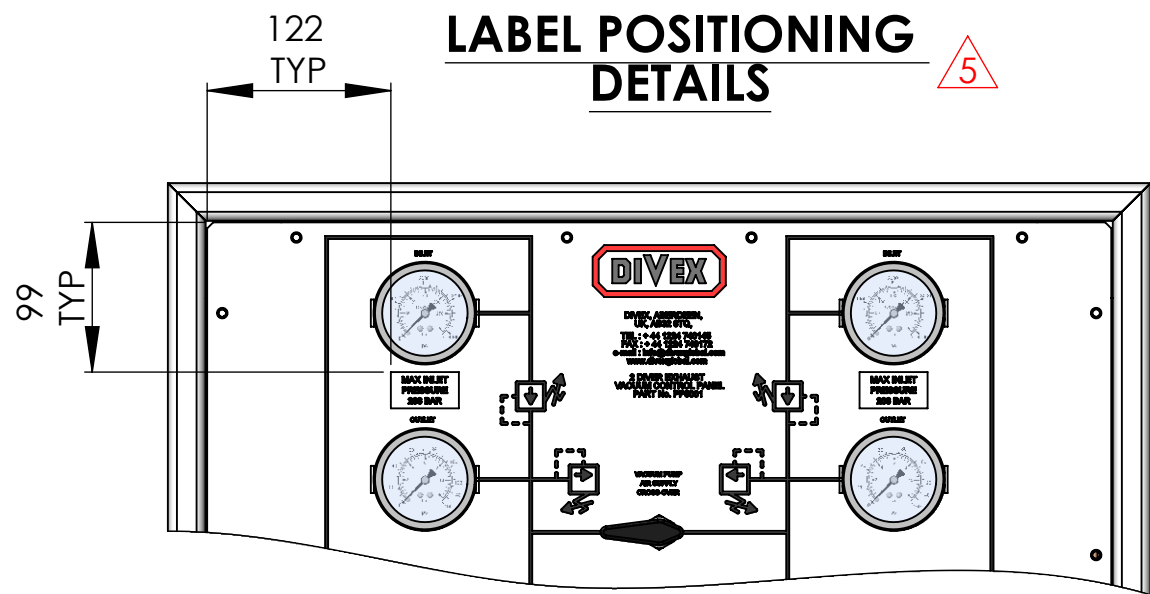
FIXING ASSY
TYP - 4 PLACES
PER VALVE



FILTER ASSY REFERENCE
E13849 - REFER TO
PIPING SCHEMATIC
DRAWING REF.
P2027-DG-015

FIXING ASSY
TYP - 4 PLACES
PER FILTER ASSY

LABEL POSITIONING
DETAILS



PANEL COMPONENT FIXING ASSEMBLY MATERIAL LIST

| ITEM NO. | PART NUMBER | DESCRIPTION | QTY. |
|----------|-------------|---|------|
| 1 | - | VALVE FIXING ASSY COMPRISING:- | - |
| | FW016 | WASHER PLAIN, M4 | 4 |
| | FB232 | SCREW, M/C, PAN HD, M4 x 6 LONG, SS 316 | 4 |
| 2 | - | FILTER FIXING ASSY COMPRISING:- | - |
| | FW044 | WASHER, PLAIN, M8, SS 316 | 8 |
| | FB043 | SETSCREW, HEX, M8 x 1.25 x 20 LONG, A2-70 | 8 |
| 3 | T3001 | LABEL, SELF ADHESIVE, MAX INLET PRESSURE, 206 BAR | 2 |

NOTES :-

1. AFFIX SELF-ADHESIVE LABEL (REF T1061) POSITIONED TO SUIT AT ASSEMBLY.

DIVEX OWNS THE COPYRIGHT OF THIS DOCUMENT AND ANY DESIGN RIGHT HEREIN. IT IS SUPPLIED IN CONFIDENCE AND MUST NOT BE USED FOR ANY PURPOSE OTHER THAN THAT FOR WHICH IT IS SUPPLIED AND MUST NOT BE REPRODUCED WITHOUT PERMISSION IN WRITING FROM THE OWNERS.

NOTES

ALL DIMENSIONS SHOWN ARE IN MM (UOS)
ALL DIMENSIONS BEFORE PLATING (UOS)
REMOVE ALL SHARP EDGES AND BURRS

DIMENSIONAL TOLERANCES
MACHINING FABRICATION

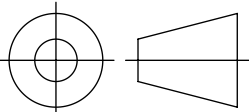
| | | | |
|-------------------|-------|-------------------|-------|
| NO DECIMAL PLACES | ±1.0 | SIZE >0 <100 | ±0.5 |
| ONE DECIMAL PLACE | ±0.2 | SIZE >100 <500 | ±1.5 |
| TWO DECIMAL PLACE | ±0.05 | SIZE >500 | ±3.0 |
| ANGULAR TOLERANCE | ±0.5° | ANGULAR TOLERANCE | ±0.5° |

MATERIAL

SEE PARTS LIST

FINISH

N/A



THIRD ANGLE
PROJECTION

| | | | | | |
|-----|---|--------|-----|----------|---------|
| R06 | | | | | |
| R05 | T3001 ADDED | 16532 | JJM | 15/04/14 | SA |
| R04 | ADDED WASHER FW019 TO FIXING BOLT ASSEMBLY | 13253 | ZD | 22/02/10 | SW |
| R03 | REFER TO ECN | 5320 | MS | 09/11/04 | RTW |
| R02 | ADDRESS DETAILS ADDED | 3438 | PW | 18/09/02 | RTW |
| R01 | UPDATED | 2358 | IHY | 20/09/96 | AR |
| R00 | ISSUED FOR MANUFACTURE | | IHY | 06/06/96 | DRS |
| REV | DESCRIPTION | ECN No | BY | DATE | AUTH.BY |

DO NOT SCALE DRAWING


2 DIVER EXHAUST
VACUUM CONTROL
PANEL

DRAWING No. **P202722S1** REV **R05**

PART No. **PP5001** PRODUCT / PROJECT No. **P2027**

SIZE **A1** SCALE **1:5** SHT **1** OF **1**

5 DENOTES CHANGES MADE AT THIS REVISION



DIVEX LIMITED
ENTERPRISE DRIVE
WESTHILL
ABERDEEN
AB32 6TQ
UNITED KINGDOM

Tel : +44(0)1224 740145
Fax : +44(0)1224 740172
email : info@divexglobal.com
www.divexglobal.com