


How to Prepare the Celebration of Our Blessed Mother's Birthday

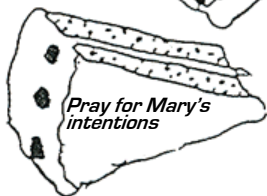



1. Before September 8, give each child an invitation to the party.
2. On the day of the Birthday Party:
 - a) Place the statue of Mary in prominent place. Place a Large M made of cardboard at the foot of the Statue. Cover the M with felt so the children can place the roses (with Velcro on back) on the M.
 - b) Place on the table a box wrapped in party paper. Have small pieces of paper and pencils ready for the children to write petitions for the Blessed Mother. Then have them place their petitions in the box.
 - c) Prepare (or have them prepare) blue and white flags to wave the moment they sing Happy Birthday.
 - d) Have pictures or medals of the Blessed Mother to give out the children.
 - e) Have refreshments for them.
 - f) Have songs ready to sing, or music to play.



HAPPY BIRTHDAY MOTHER MARY

THE BEST PRESENTS COME FROM THE HEART

SEPTEMBER 8



We are preparing mother Mary a birthday cake. The best recipe is made with prayers, sacrifices and good deeds.

Cut the pieces of cake and place them over the cake as you do them.

MOTHER MARY IS SO HAPPY NOW!!!

