

# Paper Bag Manger Scene

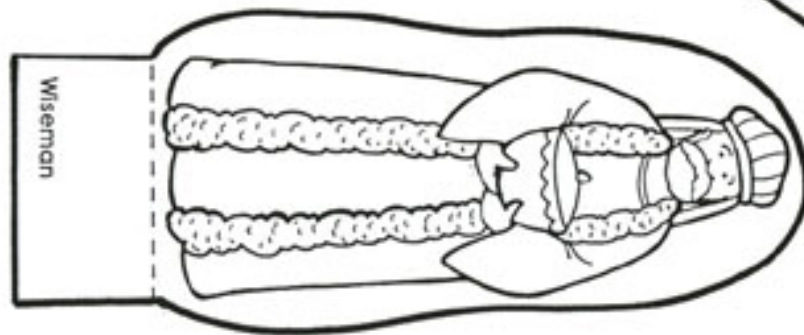
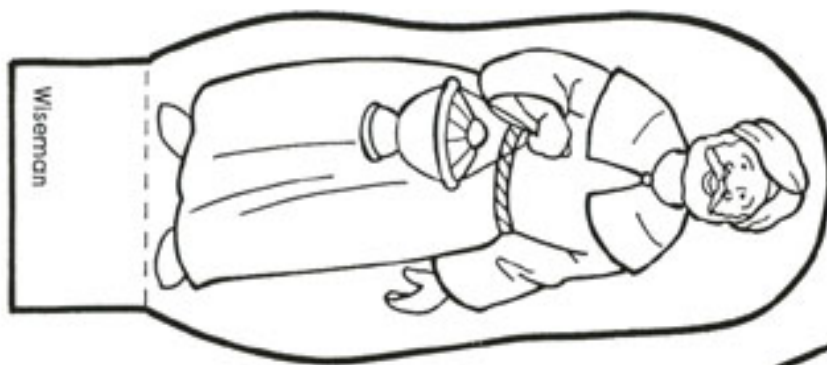
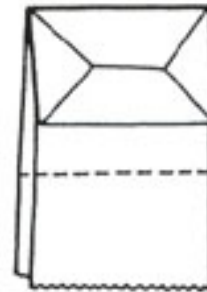
The children will love to make their own manger scene to celebrate Jesus' birthday.

## Materials:

- 1 brown paper bag
- markers
- construction paper
- scissors

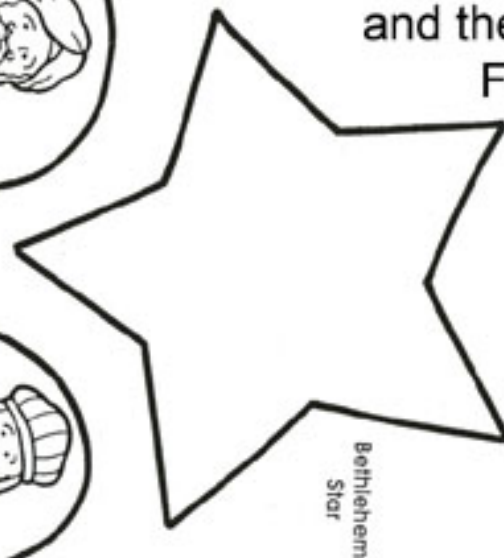
Fold the paper bag until it is flat, then cut it in half.

Open the bag and cut an opening to make the entrance of the manger.




Color all the figures you plan to use for your manger scene, and then cut them out.

Fold them on the dotted line so that they can stand up on their own.



glue behind star—mount on back of bag

© In Celebration  
F9680  
Preschool  
Christian  
Crafts



# Figures for the Paper Bag Manger Scene

Color all the figures you plan to use for your manger scene, and then cut them out.

Fold them on the dotted line so that they can stand up on their own.

© In Celebration  
"F9680  
Preschool  
Christian  
Crafts

