



Mayo 2007  
Miami, Florida

**Dear Brothers and Sisters:**

May is the month dedicated to honor Mary, the mother of Jesus. It is also a month where we can relate better to our own mother with Mary, Jesus' mother, and understand why Jesus crowned Her as Queen of Heaven and earth, and gave it to us as our mother also.

Let us use this month to awake our children and help them to appreciate everything that our mothers do for each one of us. Help them to prepare a Spiritual Bouquet to be given to their mothers on Mothers' Day.

**Important feasts and some saints:**

May 01	Saint Joseph, The Worker
May 06	Saint Dominic Savio
May 13	Our Lady of Fatima
May 13	Mother's Day
May 17 /20	Ascension of the Lord
May 21	Leader's Workshop
May 30	St John of Arc
May 31	The Visitation

**Enclosed materials:**

1. Monthly calendar
2. Meditation on the Sunday Gospel
3. Comic of St. Dominic Savio
4. Activities: a) Gifts of the Spirit & Fruit of the Spirit      b) Mother's Day Greeting Card      c) The life of Mary  
d) House Virtues      e) The most beautiful women

**Suggested videos (all available in the "Video Club")**

1. The day of the sun danced
2. The Life of Jesus I
3. Mary
4. Prayer
5. The Ascension
6. The Visitation
7. Confirmation
8. Fatima

The Eucharistic Retreat for the children of the prayer groups and their families will be on June 9 at Saint Louis Catholic Church from 9:00 to 1:00 pm. Make plans to come. Please bring the information of how many of your group will assist.

**Our next meeting May 21 at 7:30 p.m.**

**Committee de Amigos de Jesús y María.**



Friends of Jesus and Mary  
Amigos de Jesús y María



Florida Center for Peace

9779 S.W. 72nd Street • Miami, Florida • Tel : (305) 412-1700 • Fax: (305) 412-1777

E-mail: E-mail: amigo\_jym\_miami@fcpeace.com • Webpage: www.fcpeace.com



Cycle C

# MAY 07


Sunday	Monday	Tuesday	Wednesday	Thursday	Friday	Saturday
		<b>1</b> St Joseph, The Worker (Labor Day, Mexico)	<b>2</b> St. Athanasius	<b>3</b> St Phillip and James (Apostles)	<b>4</b>	<b>5</b> Cinco de Mayo (National Holiday, Mexico)
<b>6</b> V Sunday of Easter Jn 13:31-33	<b>7</b>	<b>8</b>	<b>9</b>	<b>10</b> Bl. Damien Joseph of Veuster of Molokai (Mother's day, Mexico)	<b>11</b>	<b>12</b> St Peres and Achilles St Pancras
<b>13</b> VI Sunday of Easter Jn 14:23-29  Mother's Day	<b>14</b> St Matthias, Apostle	<b>15</b> St. Iridore	<b>16</b>	<b>17</b> Ascension of the Lord Lc. 24:46-53	<b>18</b> St John I	<b>19</b>
<b>20</b> VII Sunday of Easter Jn 17:20-26	<b>21</b> St Christopher Magallanes and companions Victory Day (Canada)	<b>22</b> St Rita of Casia	<b>23</b>	<b>24</b>	<b>25</b> St. Bede the Venerable St. Gregory VII St. Mary Magdalene de' Pazzi	<b>26</b> St Phillip Neri  LEADER'S WORKSHOP
<b>27</b> Pentecost Sunday Jn 20:19-23	<b>28</b> Memorial Day	<b>29</b>	<b>30</b>	<b>31</b> Visitation of the Blessed Virgin Mary		

# MARY'S LIFE

*Hail Mary!*

## *Mary with her Mother*

So often when Mary with her mother, Saint Anne, prayed to God in heaven above, They believed the Lord was with them, so great was their faith, trust and love.



When Mary was a child in Nazareth, she learned from her mother, Saint Anne, about the coming of the proclaimed Messiah, in God's Salvation plan



When Mary grew up as the Blessed Virgin, she was greeted by an angel from the Lord, chosen was she to become Mother of Jesus, through the Holy Spirit in heavenly accord

## *The Blessed Virgin Mary with Saint Joseph*




The husband of Mary was Joseph, a sanity carpenter, chosen to be the foster father of Jesus in the Holy Family of three

## *Mary with Elizabeth*



When the Blessed Virgin visited her cousin, the Holy Spirit let Elizabeth know that Mary was to be the Mother of Jesus. Mary's face had a shining glow


## *Mary becomes the Mother of Jesus*



## *The Blessed Virgin Mary presenting Jesus in the Temple at Jerusalem*




## *Mary finds Jesus in the temple*



When Mary went looking for Jesus, this is what Mary saw: Her twelve-years-old son teaching the teachers of the law

# MARY'S LIFE

*Mary attends marriage feast at Cana in Galilee*




So strong was Mary's faith in God as a wedding guest she knew Jesus could work a miracle, and at her request, He would too. After jars were filled with water, the water was changed to wine, people were amazed to see, this truly miraculous sign!


*Mary meets Jesus*



*Mary was with Jesus when He died*



*The coming of the Holy Spirit to Mary and the Apostles*




Mary was with the apostles, when the Holy Spirit came to rest, Above the head of each of them, and Mary was especially best.



*The assumption of the Blessed Virgin Mary*

Thus—to honor the Mother of Jesus, Our Heavenly Queen, they came, and they paused to pray "Hail Mary", and her goodness to proclaim



*The Lady of The Rosary*



When we say a "Hail Mary" together, as each holds a "Hail Mary" bead, We ask the Blessed Virgin Mary, to "Pray for us sinners".

Marian hopes that many, throughout the world, may heed, the call for prayer and penance, for Mary to intercede.



# The Most Beautiful Woman

Our Lady is most beautiful woman because she is undoubtedly the one who loves God the most. This is the secret to her beauty.

I am going to tell you how St. Bridget of Sweden once saw the Queen of Heaven:

She appeared with a golden tunic that shined with a great light, a mantle the color of the sky, very beautiful hair hanging down her back and a gorgeous crown with seven lilies and seven precious gems.

St. Bridget was amazed, looking at the great beauty of Our Lady. Then St. John the Baptist appeared to her and said, "I am going to explain to you what you see." And he began to tell her the meaning of each thing:

The **GOLDEN TUNIC** indicates that Mary loved God ardently, both in her heart and in her works.

The **BLUES MANTLE** indicates that for her all temporary things were as if they were dead.

Her **HAIR** signifies that Mary is the most pure and immaculate Virgin.

The **CROWN** indicates that she is the Queen, Lady and Mother of the King of angels.

Then St. John explained what the **SEVEN LILIES** which Jesus had placed on His Mother's crown meant:

- The 1st lily: represents Mary's humility
- The 2nd lily: her fear of the Lord
- The 3rd lily: her obedience
- The 4th lily: her patience
- The 5th lily: her firmness
- The 6th lily: her meekness
- The 7th lily: her mercy in the needs of those who invoked her.

Lastly, St John the Baptist explained to St. Bridget the meaning of the **Seven Precious Gems** that Jesus had place in His Mother's crown.

- The 1st gem: represents her unique virtue, because no one has such a high level of all the virtues like the Virgin Mary.
- The 2nd gem: her perfect purity, because Mary never sinned.
- The 3rd gem: her beauty which is so great that the saints praise God for having chosen such a beautiful Mother and the angels themselves are filled with joy when they see Mary.
- The 4th gem: her wisdom, because God filled her with His knowledge.
- The 5th gem: her fortitude
- The 6th gem: her brightness, which is so great that the angels, who have eyes brighter than light itself, are illuminated with our Lady's brightness and the devils don't dare to look at her face.
- The 7th gem: her great quantity of sweetness, because the closer we get to her, the more she fills us with spiritual joy.

I am sure that you can now understand a little better why Our Lady is the most beautiful woman. It is because her son Jesus, who is the creator of all the beauty in the world, gave her the best.



*with love, from:*

---

---

---

---

---

---

---

---

---

---


*Mother:  
I will like to tell you*

- \_\_\_\_\_ Prayers
- \_\_\_\_\_ Masses
- \_\_\_\_\_ Rosaries
- \_\_\_\_\_ Good Acts

*For my mother  
Spiritual Bouquet*

*Happy  
Mother's Day*





The House of Virtues

# Here are the resolutions to put behind "The House of Virtues." To make it, fold the two pages along the dotted line

Take flowers to Our Lady

Sing a song to Our Lady

All day tell Our Lady: "Virgen Mary, Help me to be better"

Pray the Angelus to Our Lady

Make a visit to Jesus in the Tabernacle

Smile at everyone

Help out around the house

Pray a decade if the rosary

Eat everything on your plate, even what you do not like

Offer to do the errands

Write a prayer or a poem to Our Lady

Share your sweets with the others

Do not complain about anything

Think of something you do not like and offer it up Our Lady for the poor children

Give Money to a poor person or place it in the poor box at church

Do not watch TV today.

Do you know what I am doing? ... I am collecting flowers.  
Do you know why? ... Because it is May, the month dedicated to Virgin Mary!  
I am preparing a bouquet of flowers to give her ... and in addition to these flowers, I also thought about preparing another bouquet, of spiritual flowers. You know how?

You see a house, right? It is "The House of Virtues." In this house you can prepare well, like the children you see, to give gifts to Our Lady that she will like.

Behind each window and each door there is a resolution that you have to do, one for each day in May. There are only 16 windows and doors, so when the 17th of May comes, you will have to start over again.

To find the resolutions, first you should separate these pages from the magazine and cut the windows and doors. But, be careful! Do not cut them out completely: always leave a side attached. Now you can start giving gifts to Our Lady



# Saint Dominic Savio

My dear Mother, I entrust my son to You.

Dominic was born in Riva, Italy, in the year 1842. His parents, Carlos and Brigida Savio, were poor but very Christian and that's how they brought up their son.

SCRIPT: Sr. Mercedes Ramos, S.H.M.  
DRAWINGS: Dorian Guy Sanz-Esteban, H.M.Y. (12 years old).




My son, don't you get tired of prayer?

Oh no! I want to keep going with you.

VERY QUICKLY DOMINIC JOINED HIS PARENTS IN THE PRAYER OF THE ROSARY WITH MUCH DEVOTION.



IF THE CHURCH WAS CLOSED HE WOULD KNEEL DOWN OUTSIDE. HE DIDN'T CARE ABOUT THE COLD.



Jesus, at last I am going to receive You.

HE HAD A GREAT DESIRE TO RECEIVE JESUS. AND SINCE HE WAS VERY GOOD AND HE KNEW THE CATECHISM, HE WAS ABLE TO MAKE HIS COMMUNION WHEN HE WAS SEVEN.

To die rather than to sin.




My friends will be Jesus and Mary.



What are we going to do with you?

Help me to become a good priest.



HE QUICKLY MADE MANY FRIENDS. EVEN THE REBELLIOUS ONES LOVED HIM.

HE WANTED TO STUDY TO BECOME A PRIEST. WHEN HE FINISHED SCHOOL IN HIS TOWN, HE WENT TO ST. JOHN BOSCO'S SCHOOL.

HE LOVED JESUS SO MUCH THAT HE COULDN'T BEAR TO HEAR PEOPLE SWEARING. HE WAS VERY BRAVE.

Will you come to Confession on Saturday?

Em. Only if you come with me.




HE LOVED SPORT AND ALWAYS AVAILED OF THE OPPORTUNITY TO DO GOOD.



WHEN I BECOME A PRIEST I WILL GET ALL THE CHILDREN TOGETHER FOR CATECHISM, I'LL TELL THEM EXAMPLES AND MAKE THEM SAINTS!

Ahem, I'm sorry. It's a terrible vice!

Please, ask Jesus to forgive you.



Mary, I give You my heart. See to it that it is always yours.

HE REALLY LOVED OUR LADY. HE HAD A SPECIAL DEVOTION TO HER IMMACULATE CONCEPTION.



We're going to miss you.

How good he is!

Friends, I love you. We'll see each other again in Heaven. Pray for me.



HE BECAME VERY ILL AND HAD TO GO HOME.

Yes, trust in Jesus. Offer Him your whole life. Don't be afraid.

Father, will I go to Heaven?

What beautiful things I am seeing!

The Blessed Virgin is coming to take me!



HE DIED ON THE 9TH OF MARCH AT 14 YEARS OF AGE. AFTER SUFFERING WITH JOY. HIS FEAST DAY IS THE 6TH OF MAY.



# Jesus wants us to love one another

Acts 14:21-27;  
Rev 21:1-5  
John 13:31-35

May 6th:  
5th Sunday of Easter

**Talk about the story.** Talk with the children about what they think loving one another means. How do the people they see on TV love one another? Do you think that this is real love? Who really loves them? How do they show it? Whom do they really love? What do they do to prove it?

**Activities.** Pass around cards and ask the children to write up invitations from Jesus to love others. Inside the invitation, they can write concrete ways in which to express love (doing homework, treating others with respect, sharing, helping, forgiving)

**Final prayer.** Have each child present his or her invitation which they later will present at the Offertory. All answer: "Jesus, I want to love every one like you."

**You are there.** Imagine how Jesus must have felt. He knew they were going to kill him. He must have said these words very seriously. How do you feel when you hear them? Do you think is easy?



**Q:** Jesus tells us we must love one another even if the other person has done something wrong. Have you ever had to ask your parents or friends to forgive you when you made a mistake? Was it easy for them to forgive?

## Jesus, your friend, invites you:

- ☞ Being a friend of Jesus "inside" is not enough. We have to show it. He says there is a sign that shows who are his friends: that is love. But this is not going to be easy, because we must love all.
- ☞ Who is it difficult for you to love?
- ☞ Are there people whom you really dislike?

## What am I going to do?

Speak to Jesus and tell him about some time when it was difficult for you to love someone. Tell him about things that go on around you that make it difficult for you to love someone. Ask him to help you to see that God loves everyone. Tell him what you want to do:

- ☉ For example: I will invite a classmate whom I do not like too much to play with me.
- ☉ For example: I will treat all the people I see this week with respect.

☉ \_\_\_\_\_

WORD SEARCH

Find the following hidden words in Spanish and write a sentence using them:

LOVE, ANOTHER, SERVER, FRIENDS, DISCIPLES, GIVE, LIFE, EASY, DIFFICULT, EASTER, JESUS

J	S	O	M	A	M	I	G	O	S
M	E	M	N	V	P	F	R	S	I
D	I	S	C	I	P	U	L	O	S
I	A	T	U	D	E	M	A	S	C
F	M	R	E	S	E	R	V	I	R
I	A	L	A	R	A	M	I	P	A
C	H	C	R	O	C	E	D	A	R
I	N	B	I	V	O	D	A	M	M
L	B	R	P	L	S	C	U	A	A
R	P	A	S	C	U	A	R	R	M

# Jesus leaves instructions

May 13th:  
6th Sunday of Easter

Acts 15:1-2,22-29;  
Rev 10:14,22-23;  
John 14:23-29

**Talk about the story.** Talk with the children about the violence they see around them or in movies and TV. Ask them if they know somebody who seems to be at peace. When have they experienced moments of calm and security? What conflicts or fights would they like to solve? How could they soothe the conflict?

**Activities and prayer.** Ask children to draw and cut out doves of peace. They should then write down something they will do to keep the peace of their homes or among their friends. Build a mobile where each child can hang his or her dove. As each child does so, all respond: "Jesus, you give us peace." Present the mobile at the offertory with their commitment to be peacemakers.

**You are there.**

How do you picture a family or people at peace to be? What would you like to ask Jesus about those mysterious words about another kind of peace?



**Q:** Before Jesus is killed, he explains that his friends must make peace for the world by forgiving others and spreading his message. How do you bring peace to your family and friends?

**Jesus, your friend, invites you:**

☞ Think of the times you feel at peace. Are you at peace, for instance, when you tell lies to your parents, or when you think others have more than you do, or when you want to be superior to your siblings and classmates?

**What am I going to do?**

Speak to Jesus and tell him about the things that make you feel fear and anxiety. Ask him to be with you at those times to give you peace and trust. Tell him what you want to do this week:

- ☺ For example: I will forgive someone who has hurt me.
- ☺ For example: I will speak with Jesus when I feel fear and unrest.
- ☺ \_\_\_\_\_

**WORD SEARCH**

Find the following hidden words in Spanish and write a sentence using them:  
PEACE, WORLD, FEAR, CALM, TRUST, JESUS, DISCIPLES, FRIENDS, CONFLICTS, UNDERSTAND, PROBLEM

C N T E N D E R J E  
M O E D N E T N E N  
I G N M S I C C S T  
G G H F I A N A U E  
P R O B L E M A S N  
A A B M D I D G H D  
Z H A E G O C O N E  
V E R O A O D T I R  
D I S C I P U L O S  
C O N F I A N Z A R

# We are Jesus' messengers

May 17th:  
Ascension of the Lord

Acts 1:1-11;  
Heb. 9:24-25; 10:19-23;  
John 14:15-16, 23-26



**Talk about the story.** Speak with the children about their dreams and goals. What would they like to be? How do they like to be? How do they think they would achieve this?

Speak about today's story. How do they imagine Jesus' ascending? Do they think it is unreasonable for the angel to say to return to work after having seen something so amazing? What could that mean for us as friends of Jesus? Where do we have to return? What does Jesus ask us to do?

**Activities.** Ask the children to draw and cut out clouds where they can write their goals, dreams, and hopes. They can hand them in the upper part of a poster you may have in class. In the lower part, they can draw ladders connecting the clouds with the things below. Ask the children if the two things connect well, that is if they feel that Jesus wants them to do agrees with their own dreams and hopes.

**Final Prayer.** As they present their commitments, all say: "We are your messengers, Jesus"

**You are there.**

Do you think it is awesome that Jesus goes up to the sky? Are you scared? Do you, as the others, keep looking at the sky amazed?

**Jesus, your friend, invites you:**

☞ Jesus sends his friends to do his work; that is, to sever and help others, to communicate that God loves them, to share what we have, to respect everyone as the image of God, and to strive for justice.

**What am I going to do?**

Speak to Jesus and tell him about a time when you saw something quite amazing. Ask him for strength to do what he wants of you.

Tell him what you want to do:

☺ For example: I will share my toys with other children.  
☺ For example: I will be respectful with the adults and I will not answer back when they tell me something I do not like.

Find the following hidden words in Spanish and write a sentence using them:

HEAVEN, ANGEL, LOOK, MESSENGERS, AMAZED, FRIENDS, JESUS, CITY, RETURN, WENT UP

**WORD SEARCH**

A	R	A	R	I	M	R	T	I	R
M	E	N	S	A	J	E	R	O	S
I	G	L	N	S	E	A	C	D	O
G	R	G	I	S	S	N	M	N	G
O	E	R	C	I	U	D	A	D	I
L	S	B	M	I	S	B	G	H	M
J	A	U	E	S	E	S	I	N	A
V	R	R	D	A	D	L	R	O	R
P	E	R	D	O	N	A	O	L	A
A	S	O	M	B	R	A	D	O	S

# Stephen gives witness

Acts 7:55-60;  
Rev. 22:12-14,16-17,20;  
John 17:20-26

May 20th:  
7th Sunday of Easter

**Talk about the story.** Speak with children about Stephen's death and about martyrs. Explain that the word martyr means witness. Martyrs are those who, in spite of persecution, continue firm in their discipleship of Jesus, forgive those who persecute them and remain united to God and to everyone. Have they ever been martyrs (witness) when they have done good even if they were criticized for it?

**Activities.** Dramatize the scene. Those who persecute Stephen give him opportunities to save himself by doing wrong (we will not laugh at you or bully you if you do not do your homework, or you help to sell drugs, or you leave school and come with us ...) The child representing Stephen can give his reasons to say no to all that and to follow Jesus.

**Final Prayer.** Invite the children to think of someone who does not think like them and present them to God, asking or unit. Invite them to pray for the unity of their family and for those who have hurt us.

### You are there.

Are you among those who are just looking up? What do you think about Stephen? Is he crazy to forgive his killers? Can you forgive, like Stephen did, those who do you harm?



Q: Stephen, a follower of Jesus, forgave those who killed him for spreading Jesus' message. Are you able to forgive those who have hurt or misled you? What type of things have you had to forgive?

### Jesus, your friend, invites you:

☞ Jesus is always with you, as he was with young Stephen. Are you able to forgive those who have hurt you?

### What am I going to do?

Speak to Jesus and thank him for the times in which you have felt he was near. Tell him what you want to do this week:

☺ For example: I will behave well in class even if some classmates laugh at me.

☺ For example: I will forgive someone who has done something wrong to me.

☺ \_\_\_\_\_

### WORD SEARCH

Find the following hidden words in Spanish and write a sentence using them:

STEPHEN,  
STONES, JESUS,  
KILL, FORGIVE,  
HEAR, SEE,  
HEAVEN, OPEN,  
GLORY

P	E	R	D	O	N	A	R	G	E
M	L	M	N	O	P	P	R	L	S
C	G	L	P	S	I	I	C	O	C
I	G	H	I	J	S	S	M	R	U
E	S	T	E	B	A	A	W	I	C
L	A	S	D	D	E	E	V	A	H
O	I	U	R	S	O	P	Q	E	A
S	E	M	A	T	A	A	R	B	R
P	E	R	S	O	N	M	R	L	A
A	B	I	E	R	T	T	U	V	R

# The Spirit takes away fear

May 27th:  
Pentecost

Acts 2:1-11;  
Rom. 8:8-17;  
John 14:15-16,23-26

**Talk about the story.** What are they afraid of? What do they do when they feel scared? Have they seen people who cannot understand each other? How could that situation be solved? Speak about the story. When are Jesus' friends less scared? What do they do then? Speak about the gifts of the Spirit and the fruits of these gifts. How can we know that the Spirit is in a group? (if there is generosity, kindness, peace, patient, joy ...)

**Activities.** Have tongues of fire drawn and cut out of construction paper. Behind each one, write one of the fruits of the Spirit (joy, kindness, peace, generosity ...) Let the children cut them out and explain what they can do to live that fruit of the Spirit.

**Final Prayer.** Each child reads the fruit he or she has received. All answer: "Lord, you are a Spirit of love."

**You are there.**

Are you scared when you feel the wind and see the fire? Do you also go out to talk to people about Jesus? How does this make you feel?



**Jesus, your friend, invites you:**

- ☞ Jesus tells us that he will send his spirit on us, too.
- ☞ Wherever the spirit is, there is joy, love, and unity rather than selfishness, division, or jealousy. How can you tell if the spirit of Jesus is with you?

## WORD SEARCH

Find the following hidden words in Spanish and write a sentence using them:

A C J L E N G U A S  
M L E S P I R I T U  
I G S E M P A Z D C  
A N U N C I A R N V  
L Q S S I S E W X I  
E F U M O E A D H E  
G H B G S O S Q O N  
R F I E S T A R B T  
I M R D G N A R L O  
A O P Q R O T U V R

**What am I going to do?**

Speak to Jesus and tell him about what scares you. Ask him for his Spirit to guide you. Tell him what you want to do this week:


- ☺ For example: I will help someone who is new in school, who is different, or who feels scared.
- ☺ For example: When I feel scared, I will try to think that the Spirit of Jesus is with me.

# DO YOU KNOW WHICH ARE THE GIFTS OF THE HOLY SPIRIT?

INSIDE OF THIS BOX YOU WILL FIND THE GIFTS OF THE HOLY SPIRIT

In each card of the small gift boxes write the name of the gift.

On the bottom you will find a list of words, among them are the seven gifts of the Holy Spirit, can you find them?




- 1- Fear of God
- 2- Eucharistic
- 3- Mass
- 4- Fortitude
- 5- Wisdom
- 6- Penance
- 7- Love
- 8- Knowledge
- 9- Pray

- 10- Piety
- 11- Confirmation
- 12- Gladness
- 13- Baptism
- 14- Love
- 15- Wisdom
- 16- Marriage
- 17- Counsel
- 18- Catechism

WHICH OF THE GIFTS OF THE HOLY SPIRIT HAVE YOU RECEIVE?



# THE FRUITS OF THE HOLY SPIRIT



May 31

The visitation of Mary  
to her cousin Elizabeth

