



Friends of Jesus and Mary

Cycle A - I Sunday of Advent

Isaiah 2, 1-5; Psalm 121; Romans 13, 11-14a; Mathew 24, 37-44

Be Prepared

Jesus said to his disciples: "As it was in the days of Noah, so it will be at the coming of the Son of Man. In those days before the flood, they were eating and drinking, marrying and giving in marriage, up to the day that Noah entered the ark. They did not know until the flood came and carried them all away. So will it be also at the coming of the Son of Man. Two men will be out in the field; one will be taken, and one will be left. Two women will be grinding at the mill; one will be taken, and one will be left. Therefore, stay awake! For you do not know on which day your Lord will come. Be sure of this: if the master of the house had known the hour of night when the thief was coming, he would have stayed awake and not let his house be broken into. So too, you also must be prepared, for at an hour you do not expect, the Son of Man will come."


Reflection

What Liturgical or Church season begins this Sunday?

(Advent, the beginning of the Liturgical year, is 4 weeks to prepare our heart for the spiritual birth of Jesus on Christmas).

In the Gospel, Jesus tells us to stay awake and prepare for the coming of the Lord. When is the Lord coming? (He will come to take us to Heaven at the end of our life; and in the last days, He will come again to take His children to Heaven. We also prepare for his spiritual birth in our heart on Christmas morning.)

In all cases, we must prepare our heart. How do we prepare our home when we have invited an important guest? Share. In the same way we prepare our home so it's clean and welcoming, we must prepare our heart so Jesus feels welcome, loved, and happy. We don't want Him to find it filled with selfishness, hatred, or lies; only love, peace, generosity, and forgiveness. How do we prepare our hearts? (Seeking Jesus in prayer and in the sacraments, especially the Eucharist and Reconciliation; obeying God's comandments of love by sharing our things, our affection, our time; helping out at home and at school; obeying our parents and teachers; and offering up small sacrifices for love of Jesus.)



Activity

On the following page, color the seasons of the liturgical calendar according to the guide. On the next page, follow the instructions to make a prayer Advent wreath. Write on each candle what you will pray for that week. On the last page, match the definitions with the symbols of the Advent wreath.

Prayer

Baby Jesus, you are a child like me; I love you so much and wish to receive you in my heart this Christmas. Help me to prepare well this Advent so my heart will be a warm and welcoming place for you. Amen

Song: Lord Jesus Come, <https://youtu.be/3wFE0muUzw8>

PPT: https://docs.google.com/presentation/d/1J-01xvTHpPGAPvz8xkyuvgakWzmdpzB/edit?usp=share_link&oid=115268475267556305384&rtfpof=true&sd=true



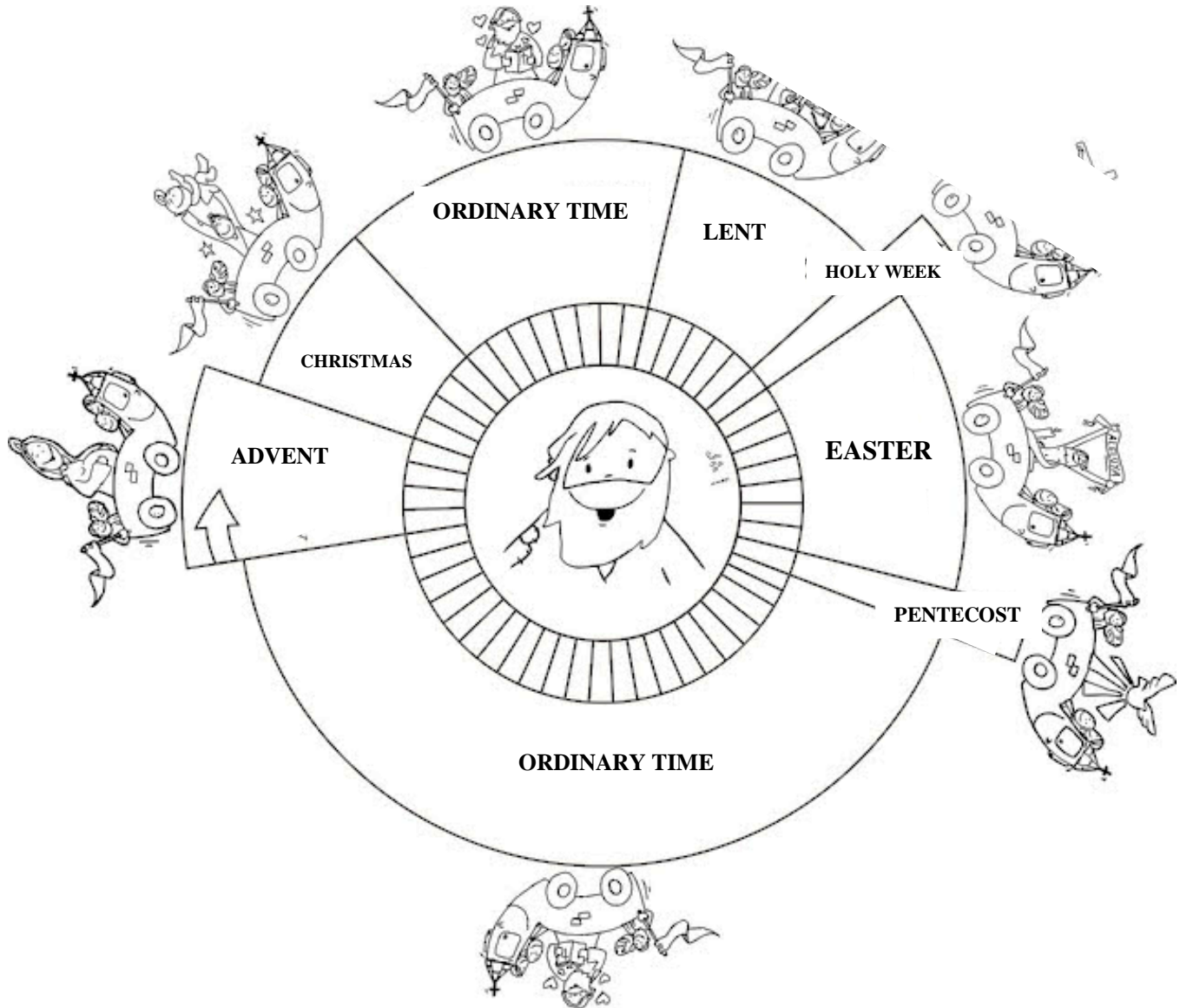
Fl. _____ s and Mary
 Amigos _____ ía _____



Florida Center for Peace

THE LITURGICAL YEAR – THE CHURCH CELEBRATES THE WHOLE YEAR FOR JESUS.

Advent: Jesus is coming. **Christmas:** Jesus is born. **Lent:** Jesus will die and resurrect.
Holy Week: Jesus dies. **Easter:** Jesus resurrects. **Ordinary Time:** Jesus teaches us.



Liturgical colors used in Mass - Color the liturgical seasons with the indicated colors:

Purple – Used in **Advent and Lent** – It means penance and preparation.

Pink – Used the 3rd week of Advent and 2 weeks before Easter – It means anticipation.

White/Gold – Used in Christmas, Easter, feasts of the Virgin Mary and saints not martyred – Means joy and purity.

Green – Used in Ordinary Time – It means growth and hope.

Red – Used on Passion or Palm Sunday, Good Friday, and feast days of the apostles & martyrs. It means sacrifice.

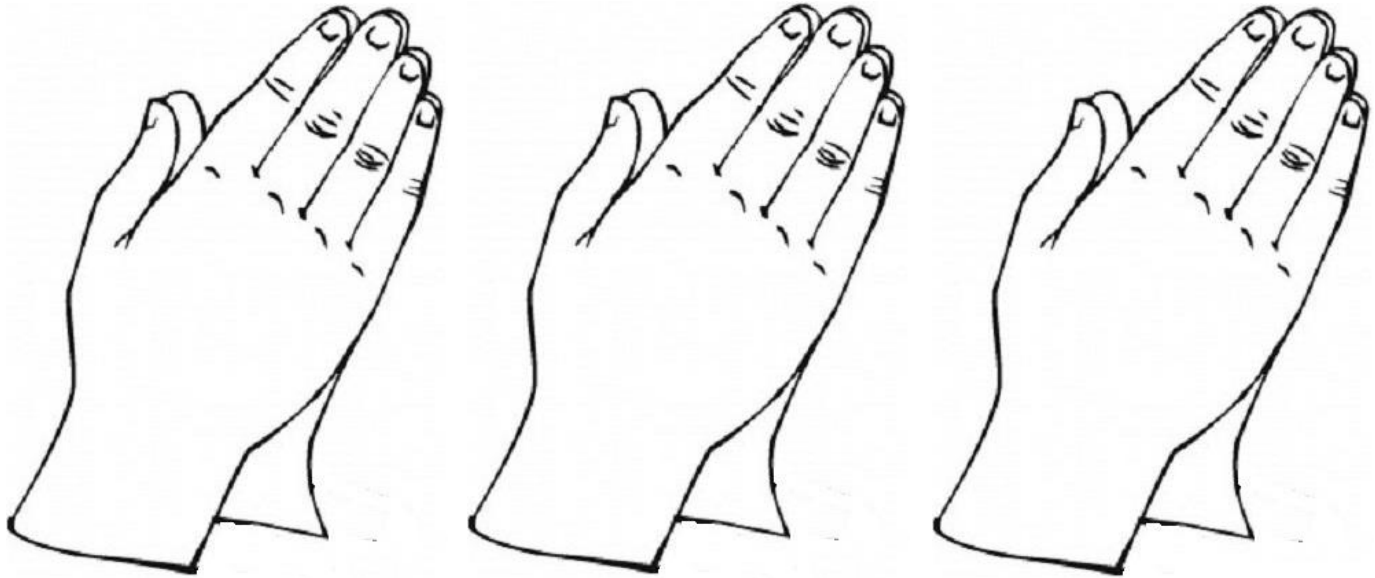
FLORIDA CENTER FOR PEACE

45 SW 71 Ave. – Miami, FL 33144 – Tel: (305) 412-1700 – E-mail: info@fcpeace.com

Webpage: www.fcpeace.com





PRAYER ADVENT WREATH



Instructions:

- Print or draw & cut hands. (Will need 12)
- Color & glue to the edge of a paper plate.
- Cut, color and glue ribbon to top.
- Cut, color & glue manger scene in center of plate.
- Cut candles; color 3 purple, 1 pink. Glue to prayer hands.
Write on each candle what you will pray for that week.
- Color the flame of one candle each Sunday of Advent. Color the pink candle on the 3rd Sunday of Advent.





THE SYMBOLS OF THE ADVENT WREATH

Match the boxes below with the symbols.

The green leaves

The circular shape



The 4 candles

The red ribbon

Represents
our love for
God and
God's love
that
envelops us.

Represents
the color
of hope
and life.

Represents
Christ's light that
lights the
darkness caused
by sin that
separates us from
God.

It's a sign of God's
eternal love, without
a beginning or an end
and our love for God
and Neighbor which
should never end.