








**THE HELPING HAND
ADVENT WREATH**



- Instructions:**
- Print or trace. Double. (12)
 - Color, cut, & glue to the edge of a paper plate.
 - Color, cut & glue bow to the top center.
 - Glue large heart to the middle and write 3 ways to help daily during Advent.
 - Cut 4 candles and color 3 purple & 1 pink. Glue on.
 - Color and cut flames; glue 1 each Sunday (Pink 3rd Sunday.)
 - Cut, color, and glue baby Jesus on Christmas Day.

