

My Baptism Candle

Decorate the Candle on this page.
Write your name, the date of your Baptism, the church in which you were baptized, and the city.
Cut out your candle. Put it in a special place at home where it will remind at home that you belong to the Christian community.

By _____

BAPTISM

You became a member of God's family when you were baptized. You received a candle on that day. The priest called you a child of the light.

Write the paragraph number next to the picture it describes.

1. Your family brought you to the church. You become a member of God's family at your baptism.

2. The celebrant called you by name. He said, "


I baptize you in the name of the Father, and the Son, and of the Holy Spirit."

3. While he said this, the celebrant poured water over your head three times. Water is a sign of your new life in God's family.

4. The celebrant drew a cross on your forehead with oil. The oil is a sign that you are chosen by God.

5. The celebrant gave you a white garment. It is a sign that you belong to God's family.

6. A candle was lit for you. The candle is a sign of God's love that shines through you.





Friends of Jesus and Mary
Amigos de Jesús y María





Florida Center for Peace

“Behold the Lamb of God who takes away the sin of the World.” John 1:29

Instructions

Cut and color. Glue the cross to poster paper cut to the same size. Glue the lamb to the cross. Glue pieces of cotton to the lamb. Glue the words to the back the long way.



FLORIDA

9779 S.W. 72ND St. – Miami, FL 33173 – Tel: (305) 412-1777 – E-mail: amigo_jym_miami@fcpeace.com

Webpage: www.fcpeace.com