

# 2022 BC-15 HD SW & DW

BY BCROASTERS.COM

THE NEW 2022 BC-15 HD COMES IN SINGLE OR DOUBLE WALL MODELS. THESE ARE GREAT FOR PRODUCTION ROASTING FOR THE WHOLESALE OR RETAIL COFFEE BUSINESS. IT CAN ROAST FROM 3LB. TO 15LB. PER ROAST AND UP TO 4-5 ROASTS PER HOUR. THE DW MODEL CAN ROAST EVEN SMALLER BATCHES. IT WILL ROAST WELL OVER 400LB. PER DAY. IT HAS ALL THE FEATURES MOST COMPANIES CHARGE EXTRA FOR BUILT INTO THE BASE PRICE. THE MAG AIRFLOW GAUGE COMES STANDARD AND THE ONLY OPTION IS IF YOU WISH TO ADD A COOLING TRAY COVER. THESE MODELS ALL COME WITH THE ADVANCED AND PRECISE AIRFLOW CONTROL VIA THE MDDS (MANUAL DAMPER) SYSTEM & MANY NEW SAFETY FEATURES. SOLID HEAVY-DUTY STAINLESS STEEL DRUM AND BUILT IN PROFILING SYSTEM WITH ARTISAN SOFTWARE FOR RECORDING BT & ET. DIRECT-CONNECT CHAFF UNIT FOR EFFICIENCY & REDUCED FOOTPRINT. COMES STANDARD WITH LP (PROPANE) GAS. AND YOU CAN PURCHASE A NATURAL GAS KIT IF YOU WISH TO CONVERT UNIT TO RUN ON NATURAL GAS. **THE 2022 HD MODEL COMES WITH A HEAVY DUTY CHAFF FAN AND HD GAS GAUGE. AND ALSO WE OFFER THESE WITH OUR CUSTOM MADE 3MM WIDE THERMOCOUPLES.**



BC-14MD	GAS TYPE
Batch Size	3-15lb.
Roasting Time	10-15 minutes
Production	56-75lb.hr
Heat Source	NG/LPG
Voltage	220V
Wattage	760W
Drum Motor	200W
Chaff Fan Motor	180W
Cooling Fan Motor	200w
MIXING ARM	90W
BTU	105,000
NG PRESSURE	7-14WC
LPG PRESSURE	MAX. 16-20WC
Gas Consumption	0.8kg/hr
Roaster Dim.	58x24x63"
Roaster Weight	838lb.
Package Dimensions	65x45x66 1050lb.

## FEATURES

DRUM TYPE  
DATA LOGGING  
THERMOCOUPLES  
CONTROL PANEL  
WARRANTY  
PARTS AVAILABLE  
110V CONVERTER  
TYPE  
DATA LOGGING

Single or Double Wall  
2 OMRON CONTROLS w/BT & ET  
K-TYPE for BT & ET  
BT & ET VEIW ON PANEL  
1 YEAR PARTS & INSTRUCTION  
10 Year Parts Available Guarantee  
Optional 110V Voltage Converter  
3000W may be purchased separate.

**SEE OUR NEW COLOR OPTIONS! BLACK, RED & WHITE BODIES!**

THE BC-15 MD IS A HEAVY DUTY ROASTER BUILT WITH A CARBON STEEL BODY WITH APPROVED POWDER COAT HIGH TEMPERATURE BODY IN BLACK, RED OR WHITE. THE HOUSINGS COME IN A CHOICE OF 3 SOLID COLORS ( Rose Gold, Black Titanium & Stainless) SEVERAL TEXTURED COLORS

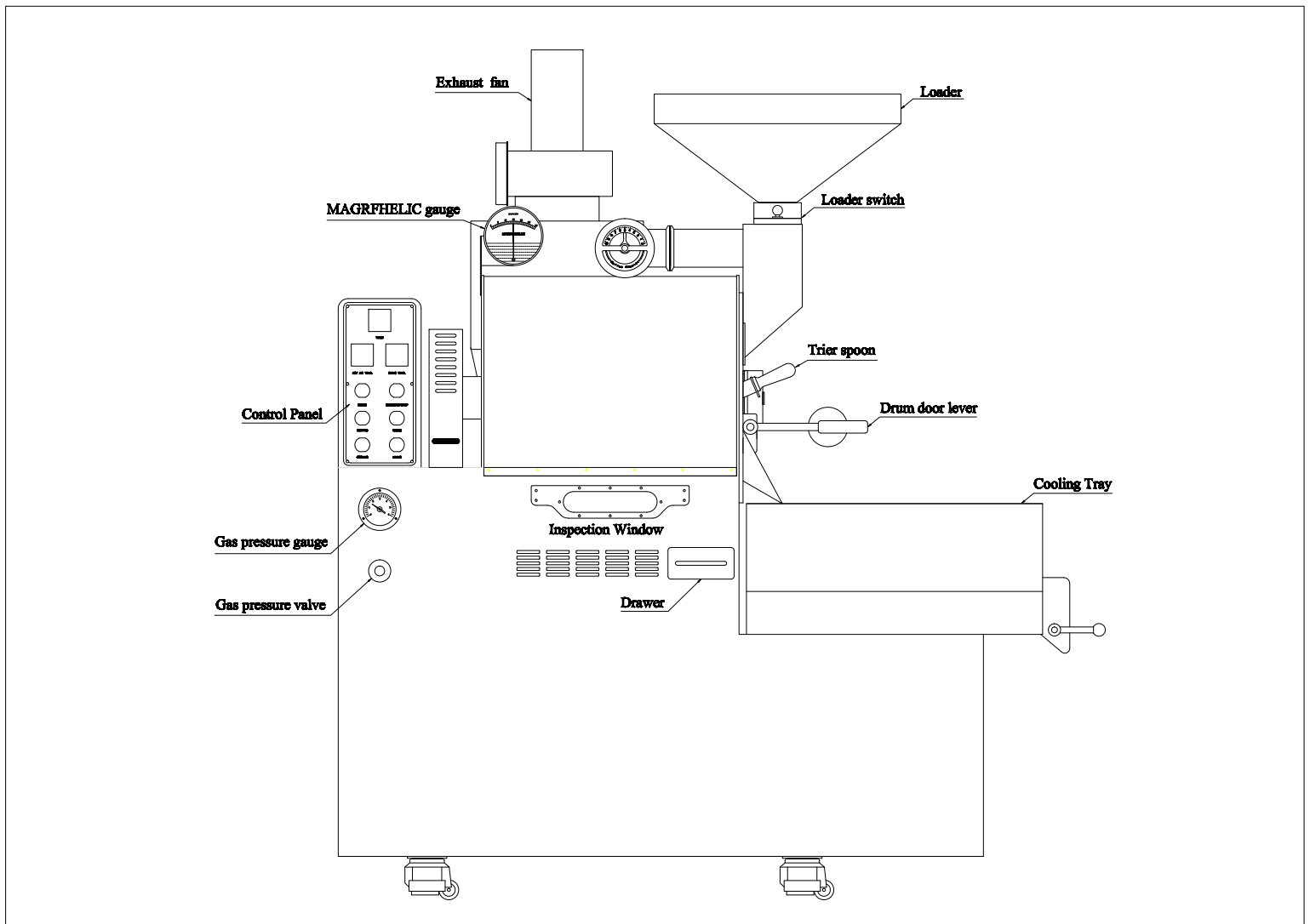
TWO EXHAUST PIPE COMES OFF THE **BC-15 AT 5"** AS SHOWN BELOW AND CAN BE EXHAUSTED SEPARATELY OUT OF BUILDING OR JOINED WITH A BLAST DAMPER OR BACKDRAFT DAMPER ABOVE CHAFF UNIT.

**MDDS SYSTEM FOR  
PRECISE AIRFLOW  
CONTROL**



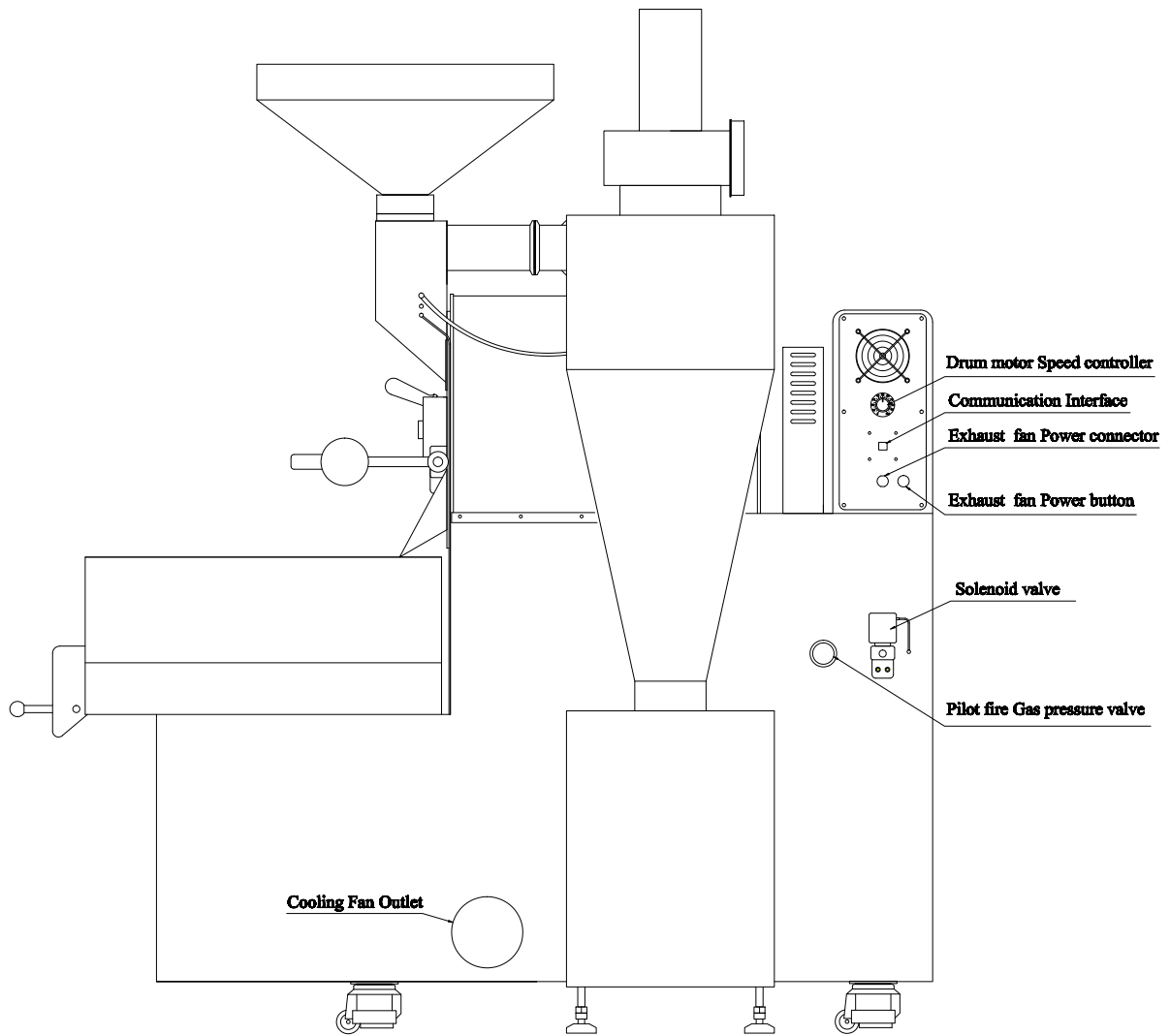
**IN WHITE OR RED BODIES**





**SHOWN IN DRAWING WITH MAG AIRFLOW GAUGE  
 ALSO THE NEW HD GAS GAUGE IS & CHAFF FANS ARE ON THE NEW  
 2021 HD MODELS!**





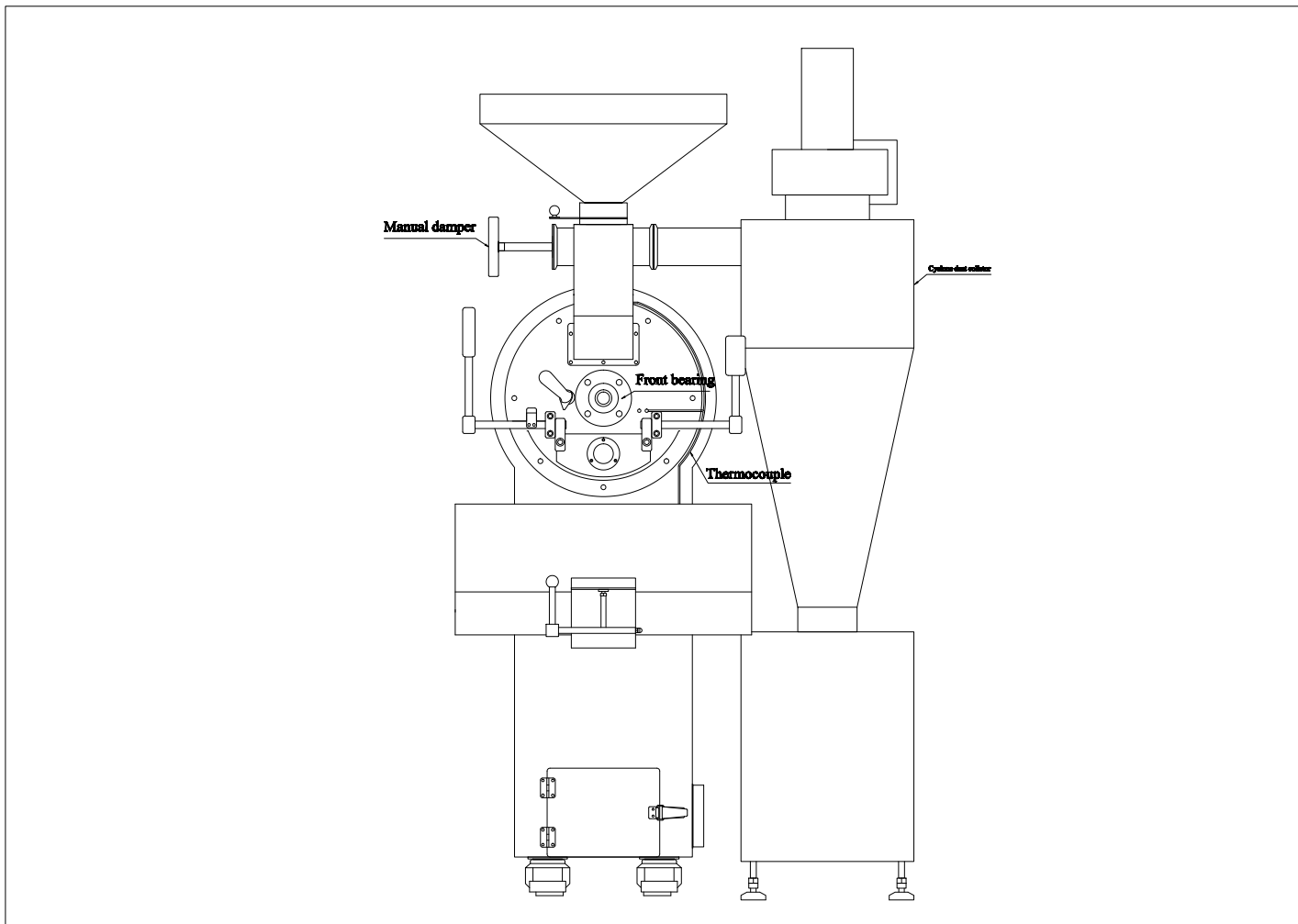
**NEW FOR 2022:**

**HEAVY DUTY CHAFF FANS**


**HEAVY DUTY GAS GAUGES**

**BUILT TO BE THE MOST HEAVY  
DUTY MODEL IN 2022!**





**COMPUTER DATA LOGGING VIA ARTISAN SOFTWARE**  
**RECORD ROASTS VIA USB OR BLUETOOTH TO DUPLICATE PROFILES USING ARTISAN SOFTWARE.**



**BUCKEYE COFFEE IS A PROUD MONTHLY SPONSOR OF ARTISAN SOFTWARE**

**ARTISAN SOFTWARE**

Do your part to Keep Artisan Alive and Well.

Donate to Artisan Here:

<https://artisan-scope.org/donate/>

**DO YOUR PART!**

**CONSIDER ARTISAN PLUS**

<https://shop.artisan.plus>



**artisan+**

**BC ROASTERS NOW COME IN 3 BODY COLORS:**  
**BLACK, RED & WHITE**



**BLACK BODY WITH BLACK CHECKERED HOUSING**



**RED BODY WITH GOLD CHECKERED HOUSING**



**WHITE BODY WITH ROSE GOLD HOUSING**

**SOLID COLORS**



**ROSE GOLD**




**STAINLESS**




**BLACK TITANIUM**

**TEXTURED HOUSINGS**


**CHECKERED**



**CHECKERED BLACK**



**CHECKERED GOLD**



**CHECKERED SILVER**

**NEW FOR 2021**

**SILVER RAINDROP**



**GOLD MOSAIC**



**BODY COLORS:**

**BLACK, RED OR WHITE**

**SOLID HOUSING COLORS: ROSE GOLD, BLACK TITANIUM, STAINLESS**

**TEXTURE HOUSINGS: CHECKERED GOLD, CHECKERED BLACK OR CHECKERED SILVER**

**NEW: TEXTURED SILVER RAINDROP OR GOLD MOSAIC**

# BC-15 COMMERCIAL COFFEE ROASTER

- \*FLOOR MODEL WITH HD CASTER WHEELS
- \*DIRECT CONNECT CHAFF UNIT FOR SMALLER FOOTPRINT
- \*CHOICE OF ALL ELECTRIC OR GAS MODELS

**SIZE (LxWxH) WITHOUT CHAFF UNIT  
SIZE SETUP W/ CHAFF UNIT ATTACHED**

58x24x63" ROASTER ALONE  
58x40x63" ROASTER WITH CHAFF UNIT

**WEIGHT**

838LB

**MINIMUM CLEARANCE FROM COMBUSTABLE  
MATERIALS**

18-24"

**ROASTING CAPACITY**

3-15LB SINGLE WALL  
2 TO 15LB DOUBLE WALL

**ROAST TIME & ROASTS PER HOUR**

9-14 MINUTES (5 ROASTS PER HOUR GAS. 3.5 PER HOUR ELECTRIC)

**DRUM INFORMATION**

**SW DRUM:** 5MM SUPERIOR 304SS CONTAINS 18% CHROMIUM AND 8% NICKEL  
**DW DRUM:** HAS TWO LAYERS: ONE OF 3MM & ONE 2MM 304SS WITH 6MM OF AIR CUSHION. SS WELDING (11MM TOTAL THICKNESS ON DW)

**ELECTRIC STATS:**

**GAS MODEL:** SINGLE PHASE 220V 50/60HZ 780W REQUIRES STANDARD 15A BREAKER

**ELECTRICAL PLUG TYPE**

**GAS MODELS:** 20A 250V 3 WIRE NEMA 6-20P

**FUEL CHOICES ON GAS MODELS**

LPG GAS STANDARD WITH MODELS. NATURAL GAS CONVERSION KITS OFFERED FOR CUSTOMER INSTALLATION ONLY.

**BURNER INFORMATION ON GAS MODELS**

SW & DW BURNERS: 21

**BTU REQUIRMENTS**

82,000 BTU MINIMUM REQUIRED FOR NG LINE

**GAS PRESSURE**

**LPG:** 12-16WC (3-4KPA) MARSHALL 1912/197 REGULATOR RECOMMENDED  
**NG:** 7-14WC

<b>EXHAUST SETUP</b>	
<b>EXHAUST PIPE REQUIREMENTS</b>	POSITIVE PRESSURE EXHAUST VENTING WITH MINIMUM CLEARANCE 18-24" FROM COMBUSTABLE MATERIALS. EXHAUST PIPE SHOULD BE RATED TO 1000F FOR THE BC-15 AND UP.
<b>MAXIMUM VENTING LENGTHS</b>	20-25' FROM CHAFF UNIT. DEDUCT 3-5' FOR 45-90 DEGREE PIPE ELBOWS. IF YOU MUST VENT AT LONGER LENGTHS CONSULT A LOCAL TECHNICIAN ON USE OF POSSIBLE BOOSTER FANS
<b>MAXIMUM EXHAUST TEMPERATURES</b>	425-475F
<b>CHAFF UNIT HIGH TEMP.</b>	300-350F
<b>COOLING TRAY HIGH TEMP.</b>	200F
<b>DATA LOGGING VIA ARTISAN OR CROPSTER</b>	BUILT IN DATA LOGGER ATTACHES TO COMPUTER (PC OR MAC) VIA USB OR BLUETOOTH
<b>K TYPE THERMOCOUPLES</b>	BT & ET WITH TWO ADDITIONAL PREDRILLED CAPPED THREADED HOLES TO ADD OR ADJUST LOCATION OF PROBES
<b>MANUFACTURED IN CHINA FOR BC ROASTERS</b>	CUSTOM BUILT FOR BC SPECS IN USA AND OVER 200 LANDS

**FOR MORE INFORMATION SEE:**

**BCROASTERS.COM**

**HTTP://WWW.BUCKEYECOFFEE.COM/BC-COFFEE-ROASTERS.HTML**

**BC ROASTERS  
BUCKEYE, ARIZONA 85326  
TONOPAH, ARIZONA 85354**

**TOLL FREE: 844.522.6333  
INFO@BUCKEYECOFFEE.COM**