



Over 8 million
patients already
lost it.

COOLSCULPTING® DELIVERS **REAL RESULTS.**
DISCOVER IF IT COULD WORK FOR YOU.

Individual results may vary.

Allergan
Aesthetics
an AbbVie company



 **HOME**

ABOUT
COOLSCULPTING®

YOUR TREATMENT

PERSONALIZED
TREATMENT PLAN

TARGETED AREAS

IMPORTANT SAFETY
INFORMATION



Your CoolSculpting® Experience

1

Creating a personalized treatment plan:

- You will be provided clinical recommendations for your personalized treatment plan
- This will include how many sessions and in which areas, in order to achieve your desired results

2

Treatment technology and procedure:

- Fat-freezing technology selectively targets and destroys subcutaneous fat cells without damaging the surrounding tissue*¹
- Your body then naturally metabolizes dead fat cells over the following weeks, removing the cells completely^{1,2}
- The procedure is quick (approximately 35 minutes) with no surgery and little-to-no downtime.

* Data obtained from cryolipolysis investigations using a porcine model. †As of September 2018.

References: 1. Zelickson B, et al. *Dermatol Surg* 2009;35:1462–70; 2. Klein KB, et al. *Lasers Surg Med* 2009;41:785–90.

**OVER
8 MILLION**

TREATMENT CYCLES
PERFORMED
TO DATE



HOME

**ABOUT
COOLSCULPTING®**

YOUR TREATMENT

PERSONALIZED
TREATMENT PLAN

TARGETED AREAS

IMPORTANT SAFETY
INFORMATION



Treatment Areas

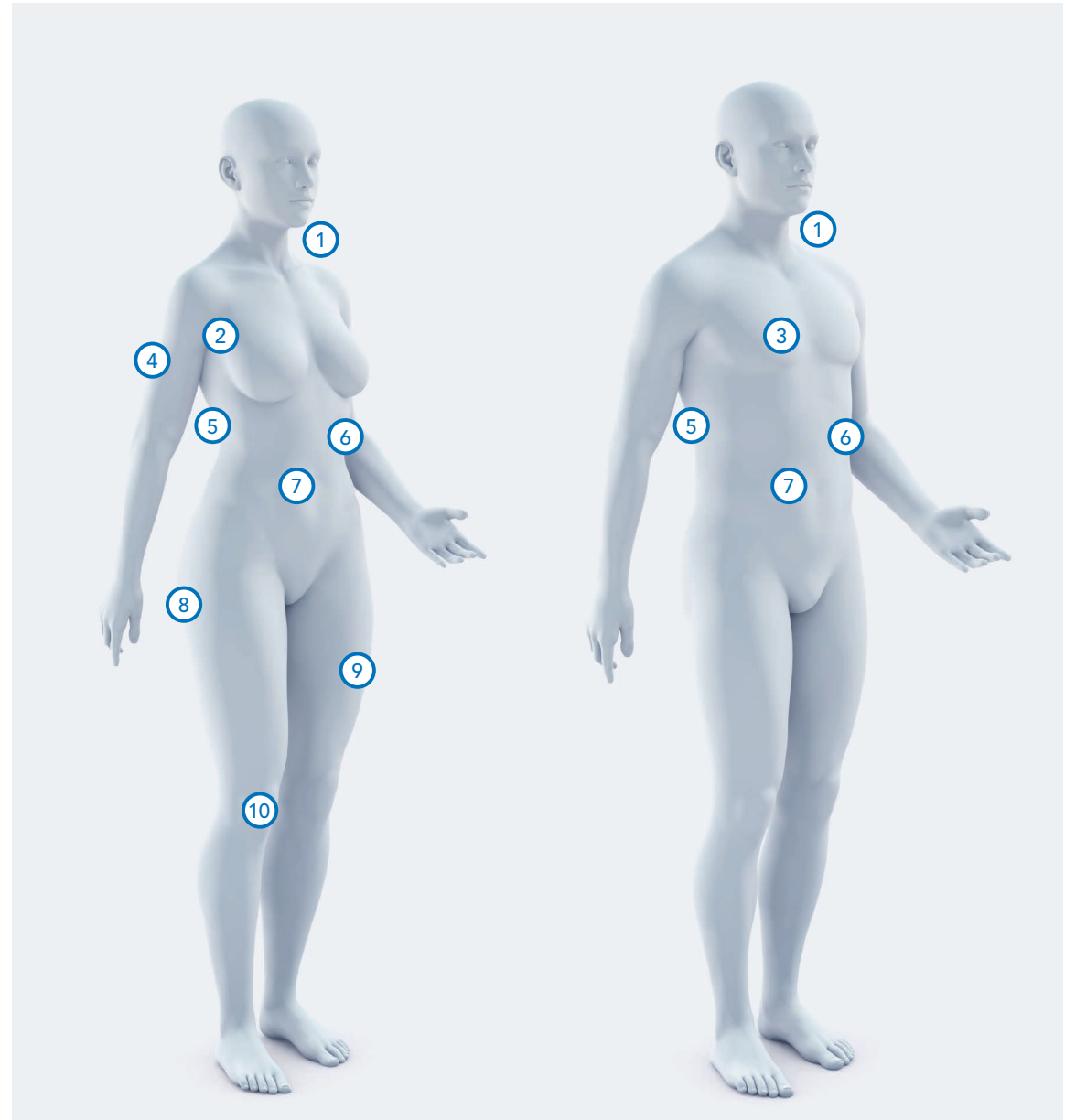
There are 10 different areas you can target and treat with CoolSculpting®:

- | | |
|------------------|-------------------------|
| ① Under the chin | ⑥ Flank |
| ② Bra fat | ⑦ Abdomen |
| ③ Chest | ⑧ Under the buttock |
| ④ Upper arm | ⑨ Inner and outer thigh |
| ⑤ Back fat | ⑩ Knee |



The use of CoolSculpting® helps you achieve your fat-reduction goals through a personalized treatment plan. Our applicators can be used to treat multiple body areas.¹

For illustrative purposes only. Individual results may vary.
Reference: 1. Allergan Inc. CoolSculpting® system user manual. BRZ-101-TUM-EN3-J. 2018.



HOME

ABOUT
COOLSCULPTING®

YOUR TREATMENT

PERSONALIZED
TREATMENT PLAN

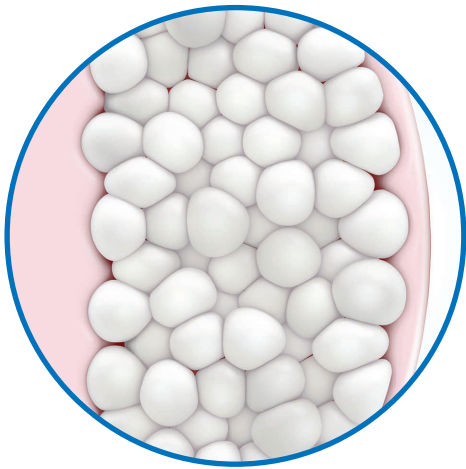
TARGETED AREAS

IMPORTANT SAFETY
INFORMATION




| How It Works

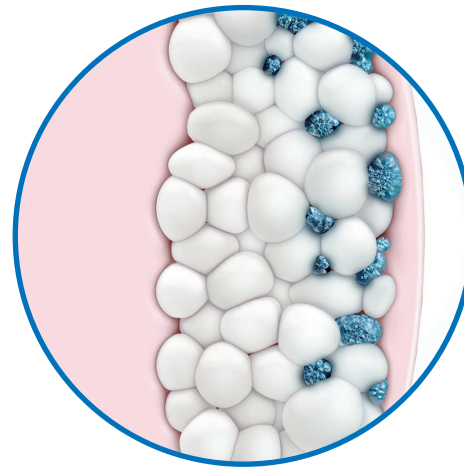
Each CoolSculpting® treatment precisely targets a particular area, killing only these fat cells without any damage to the surrounding skin or tissue.



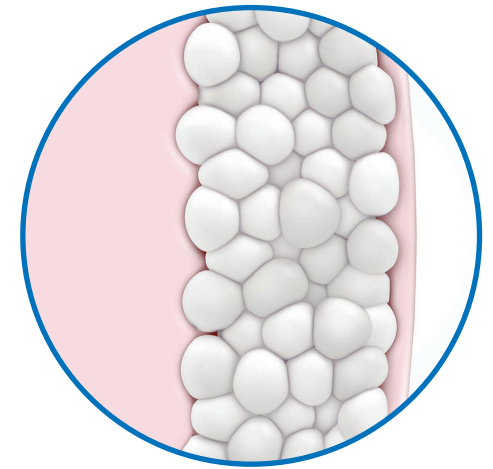
An applicator delivers **precisely controlled cooling** to the target area.



Fat cells underneath the skin are cooled to the precise temperature at **which they crystallize.**



Your body then **naturally metabolizes these dead fat cells** over the following weeks.



This process removes the cells completely – and they aren't replaced by new cells, so they're gone for good.



HOME

**ABOUT
COOLSCULPTING®**

YOUR TREATMENT

PERSONALIZED
TREATMENT PLAN

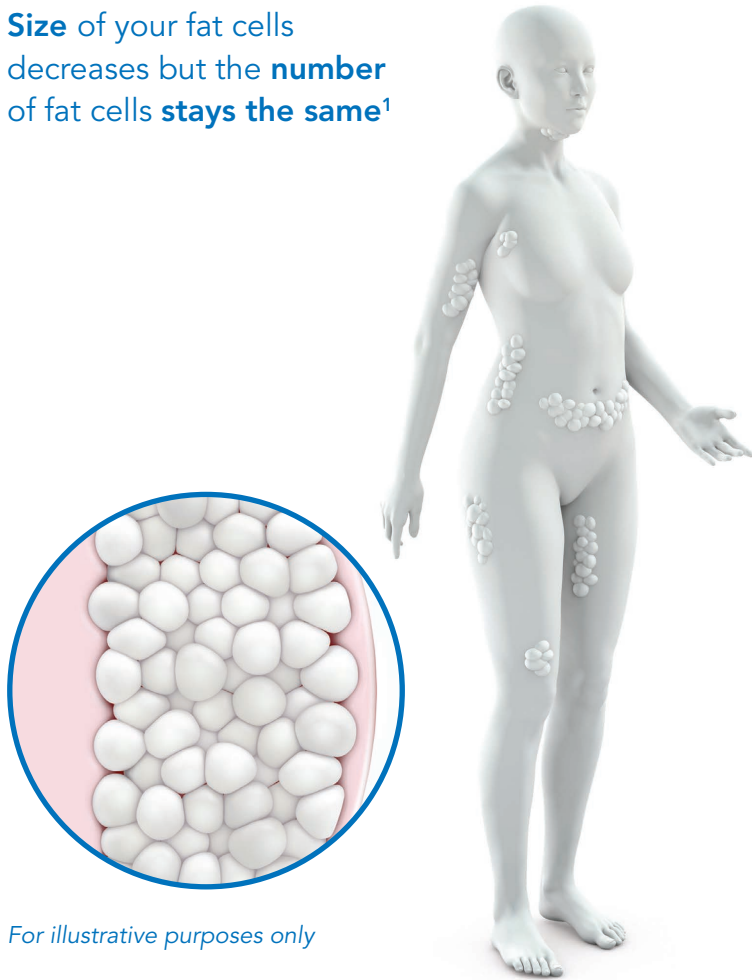
TARGETED AREAS

IMPORTANT SAFETY
INFORMATION



| Fat Cells After Weight Loss...

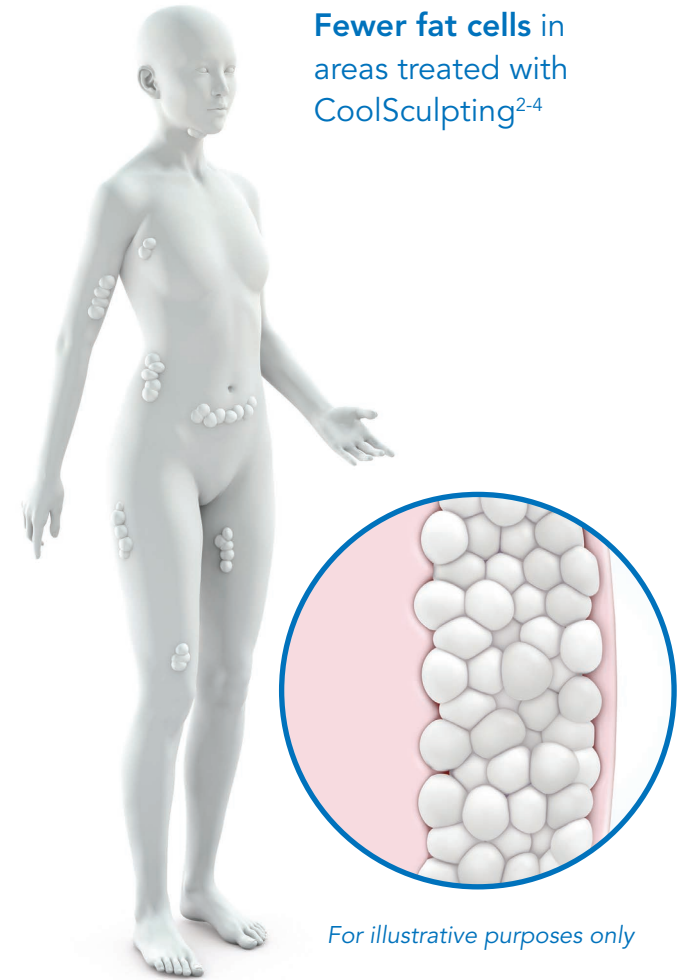
Size of your fat cells decreases but the **number** of fat cells **stays the same**¹



For illustrative purposes only

| Fat Cells After CoolSculpting®

Fewer fat cells in areas treated with CoolSculpting²⁻⁴



For illustrative purposes only

Results and patient experience may vary. Diagrams reflect approximate treatment locations.

[†]Weight gain achieved through lifestyle choices.

References: 1. Spalding KL, et al. *Nature* 2008;453:783-7; 2. Zelickson B, et al. *Dermatol Surg* 2009;35:1462-70; 3. Klein KB, et al. *Lasers Surg Med* 2009;41:785-90; 4. Manstein D, et al. *Lasers Surg Med* 2008;40:595-604.

Note: If you gain weight[†] the remaining fat cells may enlarge as they absorb excess fat.¹



HOME

**ABOUT
COOLSCULPTING®**

YOUR TREATMENT

PERSONALIZED
TREATMENT PLAN

TARGETED AREAS

IMPORTANT SAFETY
INFORMATION




| Treatment Day

The day has arrived! Depending on your treatment plan, this may be the first of a series of treatment sessions.

During the treatment

- A gel pad or gel and applicator are applied to the targeted area¹
- Vacuum applicators draw the tissue into the applicator cup
- Surface applicators are secured to the treatment area
- All applicators deliver controlled cooling to the targeted fat¹



Reference: 1. Allergan Inc. CoolSculpting® system user manual. BRZ-101-TUM-EN3-J. 2018.



HOME

ABOUT
COOLSCULPTING®

YOUR TREATMENT

PERSONALIZED
TREATMENT PLAN

TARGETED AREAS

IMPORTANT SAFETY
INFORMATION



| After Your Treatment

Patients have the potential to return to their normal activities immediately after the CoolSculpting® procedure.^{1,2}

Visible results may be seen around 3 months after one session,³ but some treatment plans may require multiple sessions depending on desired results.

If you gain weight,* remaining fat cells may enlarge as they absorb excess fat.⁴

Your provider will schedule a follow-up appointment to evaluate your results, take photos and discuss additional sessions, if needed.



Fast, noticeable results.

Up to 27% fat reduction seen after a single treatment.⁵

*Weight gain achieved through lifestyle choices.

References: 1. Avram MM, Harry RS. *Lasers Surg Med* 2009;41:703–8; 2. Krueger N, et al. *Clin Cosmet Investig Dermatol* 2014;7:201–25; 3. Klein KB, et al. *Lasers Surg Med* 2009;41:785–90; 4. Spalding KL, et al. *Nature* 2008;453:783–7; 5. Sasaki GH, et al. *Aesthetic surgery journal*. 2014 Mar 1;34(3):420-31.



HOME

ABOUT
COOLSCULPTING®

YOUR TREATMENT

PERSONALIZED
TREATMENT PLAN

TARGETED AREAS

IMPORTANT SAFETY
INFORMATION



CHOOSE A TREATMENT PLAN THAT'S RIGHT FOR YOU

Your clinician is your partner in developing a treatment plan that will help you achieve your goals. Your treatment plan includes identifying the areas you are looking to treat, how many sessions will be required, and which applicators will be used.

Optimal patient satisfaction often comes from receiving multiple treatments in the desired area, with consecutive treatments.

Of those treated:

90.6% (96/106)

reported a "noticeable" or "very noticeable" fat reduction.^{1,*,**}

97.2% (103/106)

noticed an improvement in how well their clothes fit over treated areas.^{1,*,**}

Patients who had **2+ sessions** were more satisfied with the value of their treatment.^{2,*}

After working with your clinician to develop your plan, make sure to take photos throughout your treatment journey to assess your progress along the way.



* Treatments were performed using the legacy CoolSculpting® system.¹

* At 12 weeks after final treatment (at week 12 for patients receiving 1 treatment session and at week 20 for patients receiving 2 treatment sessions).¹

** The primary objective to evaluate overall patient satisfaction was captured via a 4-item patient-reported outcome survey assessing patient satisfaction with treatment of the abdomen and/or flanks, visible fat reduction, improvement in fit of clothing, and overall effect of treatment.¹

1. Data on file, Allergan, June 15, 2020; International CoolSculpting®: Prospective, Multi-Country Study to Evaluate Subject Satisfaction for Non-Invasive Fat Reduction in Abdomen and/or Flanks (ICOOL) Clinical Study Report.

2. Data on file, Allergan, May 2018; Final CoolSculpting® Situational Analysis.



HOME

ABOUT
COOLSCULPTING®

YOUR TREATMENT

PERSONALIZED
TREATMENT PLAN

TARGETED AREAS

IMPORTANT SAFETY
INFORMATION



See how multiple treatment cycles can achieve optimal results

Patients who received **7 to 8** cycles were **more satisfied** with CoolSculpting® treatments than those who received **3 to 4** cycles or less.*



BEFORE



12 WEEKS AFTER
First CoolSculpting® Treatment



15 WEEKS AFTER
Second CoolSculpting® Treatment

Photos courtesy of Bodify & Steven Sorr, N.M.D.



BEFORE



12 WEEKS AFTER
First CoolSculpting® Session



15 WEEKS AFTER
Second CoolSculpting® Session

Photos courtesy of Amy Brenner, MD



To get started, let's begin by discussing your goals.

* Online survey of Brilliant Distinctions® program members (n = 1242) who had received CoolSculpting® treatment in the previous 12 months.

1. Data on file, Allergan, August 7, 2020; Brilliant Distinctions® Consumer Satisfaction Survey Results.



HOME

ABOUT
COOLSCULPTING®

YOUR TREATMENT

PERSONALIZED
TREATMENT PLAN

TARGETED AREAS

IMPORTANT SAFETY
INFORMATION



What Are Your Goals?

Check off all that apply:

- ☐ I'm planning for a future event (e.g. beach vacation; wedding)
- ☐ I've got stubborn fat that won't budge
- ☐ I have specific areas that I'd like to get some help with
- ☐ I'd like to feel more confident in certain clothing



HOME

ABOUT
COOLSCULPTING®

YOUR TREATMENT

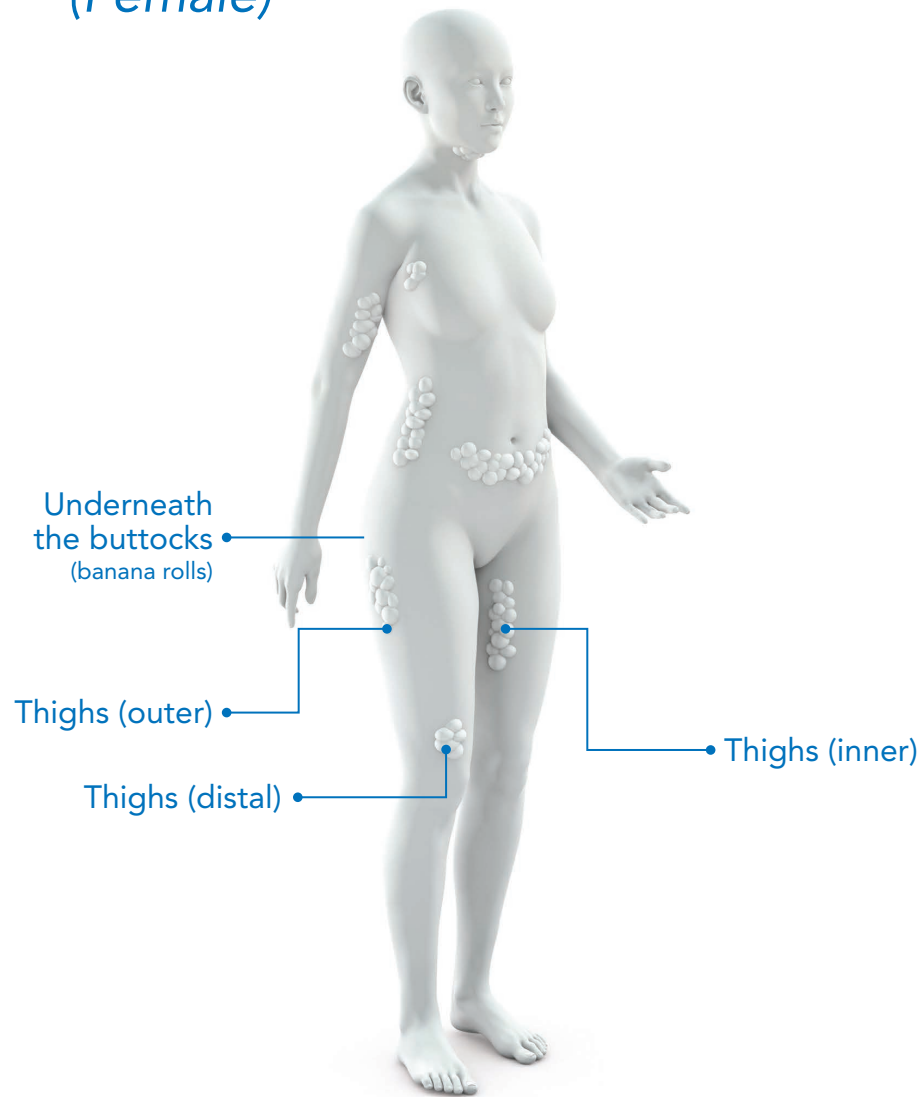
**PERSONALIZED
TREATMENT PLAN**

TARGETED AREAS

IMPORTANT SAFETY
INFORMATION



| Target: Lower Body (Female)



Target these areas for:

- ✓ Shorts/skirts
- ✓ Bikini bottoms
- ✓ Athletic wear
- ✓ Jeans



HOME

ABOUT
COOLSCULPTING®

YOUR TREATMENT

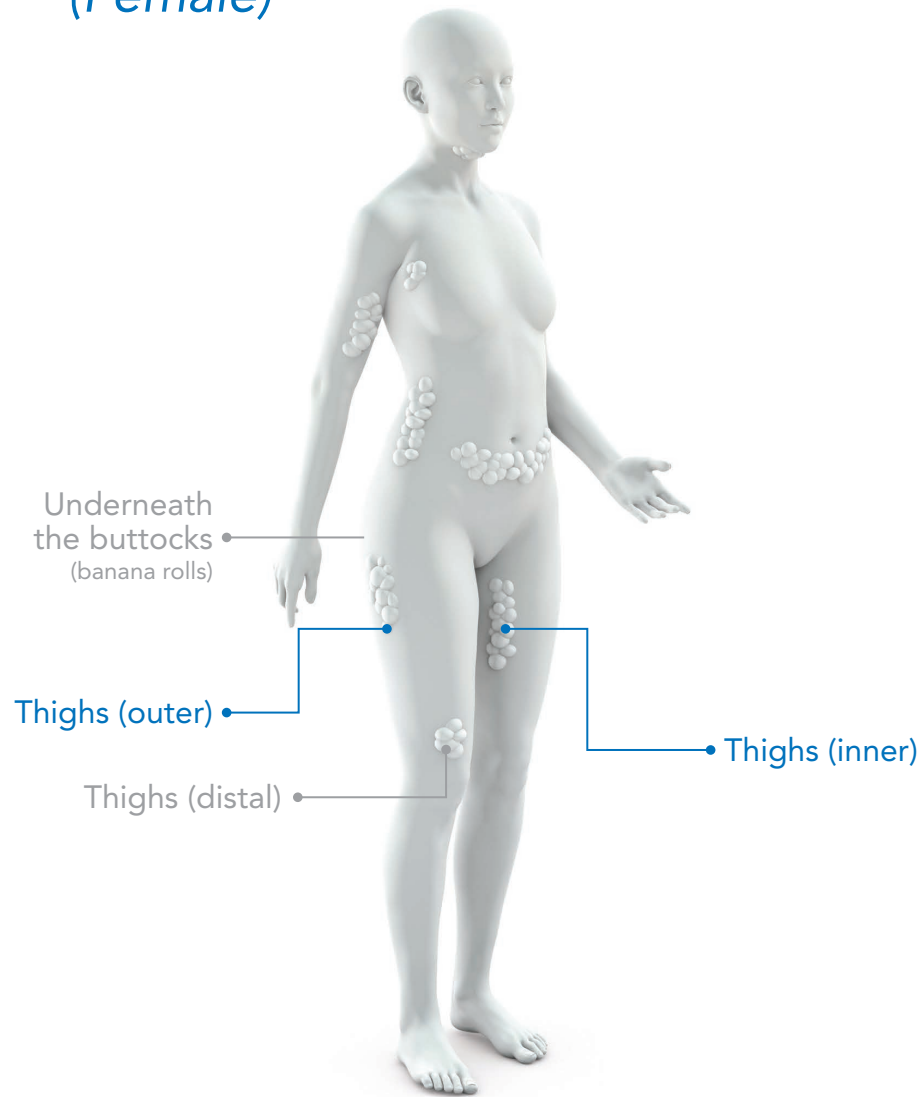
PERSONALIZED
TREATMENT PLAN

TARGETED AREAS

IMPORTANT SAFETY
INFORMATION



Target: Lower Body (Female)



CoolAdvantage™



Inner thighs and outer thighs before:



Inner thighs and outer thighs **12 weeks after second CoolSculpting® session** (25 weeks after first session):

Patient received two treatment cycles using the CoolSmooth Pro™ applicator on the outer thigh.



HOME

ABOUT
COOLSCULPTING®

YOUR TREATMENT

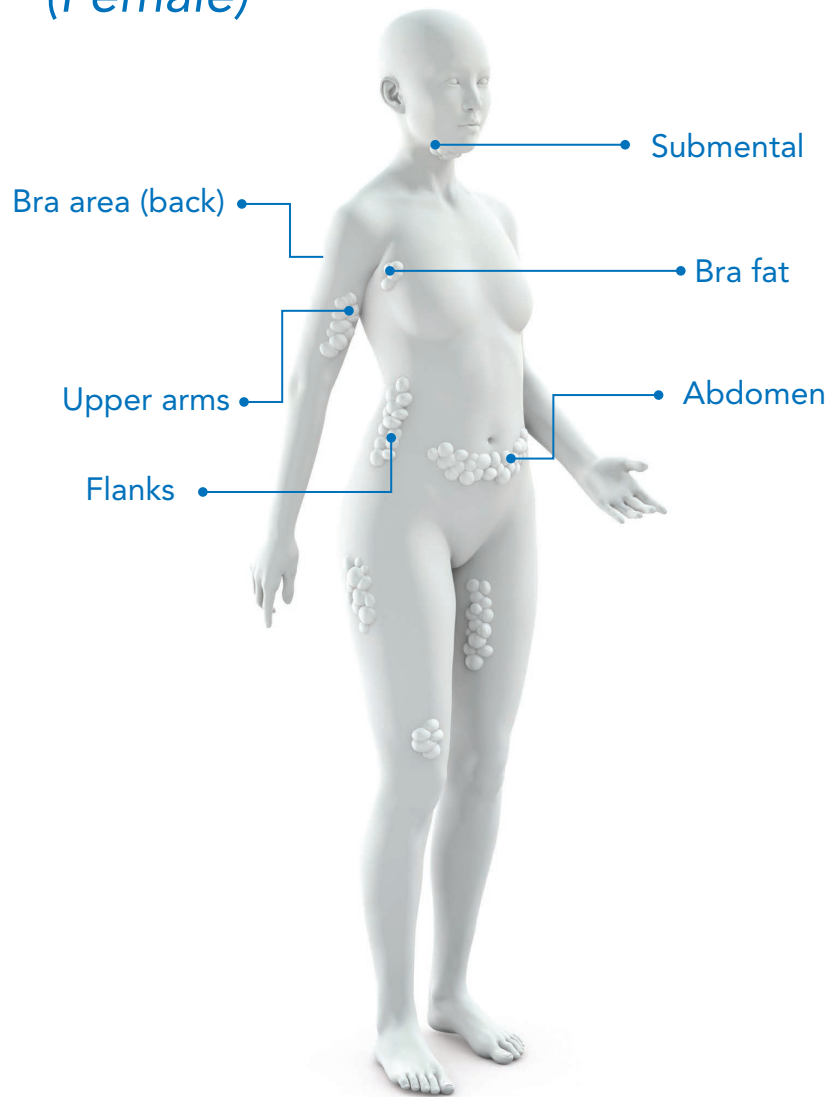
PERSONALIZED
TREATMENT PLAN

TARGETED AREAS

IMPORTANT SAFETY
INFORMATION



| Target: Upper Body (Female)



Target these areas for:

- ✓ Sleeveless tops
- ✓ High waist jeans
- ✓ Showing off neck and jaw
- ✓ Dresses
- ✓ Athletic and bikini tops



HOME

ABOUT
COOLSCULPTING®

YOUR TREATMENT

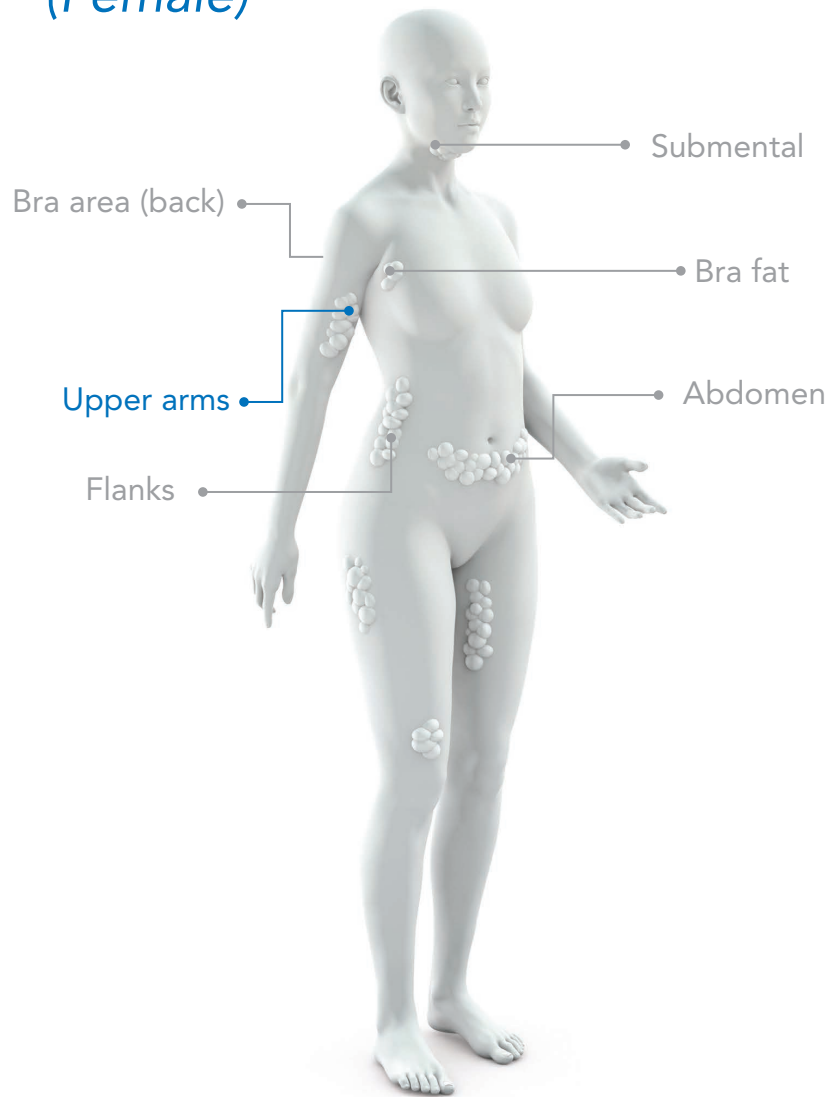
PERSONALIZED
TREATMENT PLAN

TARGETED AREAS

IMPORTANT SAFETY
INFORMATION



| Target: Upper Body (Female)



Upper arms before:



Upper arms **12 weeks after second CoolSculpting® session** (25 weeks after first session):

Patient received two treatment cycles using the CoolAdvantage™ applicator on the upper arms.



HOME

ABOUT
COOLSCULPTING®

YOUR TREATMENT

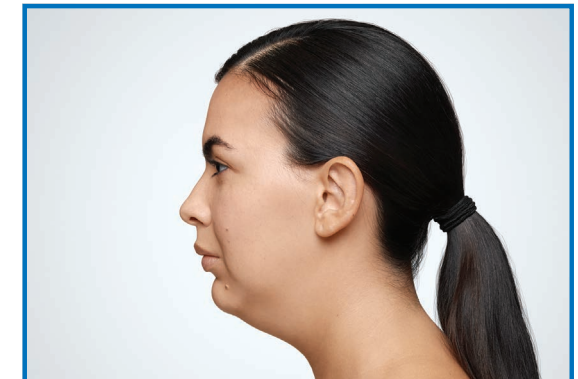

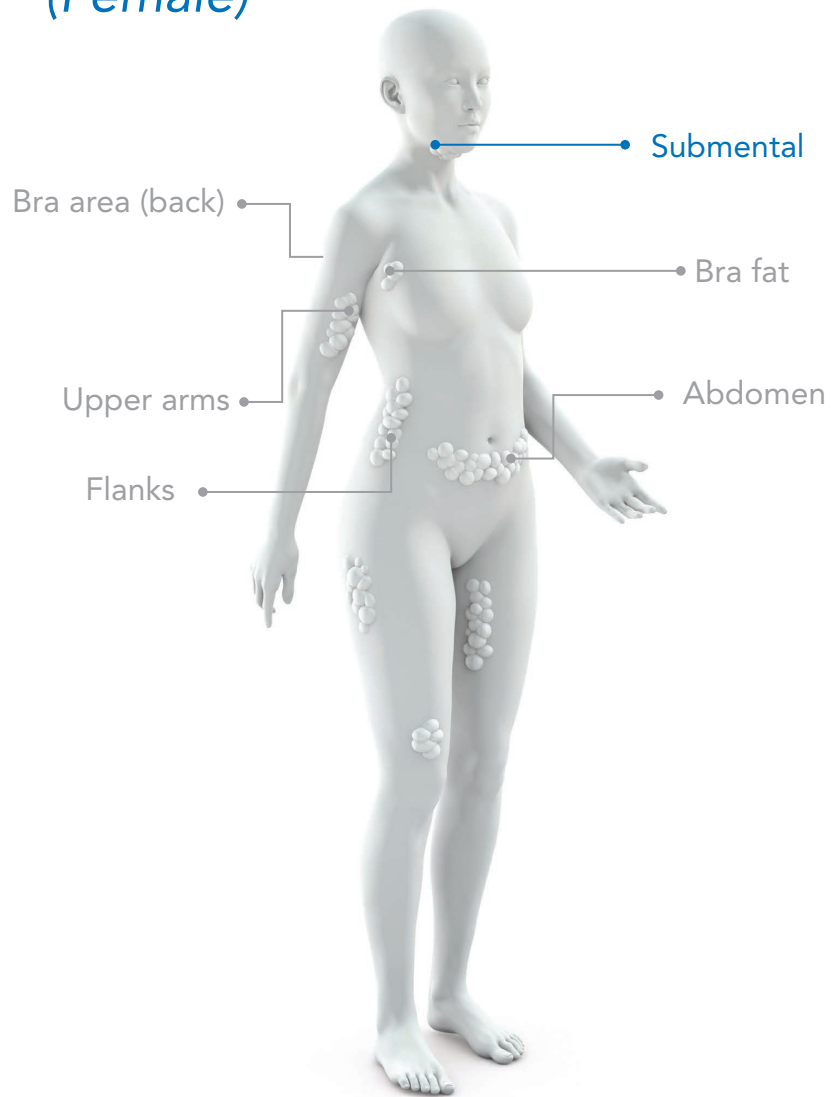
PERSONALIZED
TREATMENT PLAN

TARGETED AREAS

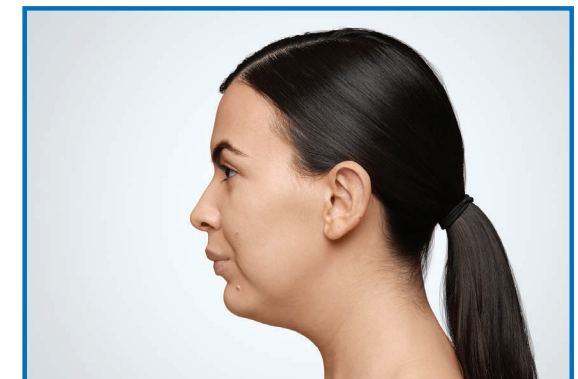
IMPORTANT SAFETY
INFORMATION



| Target: Upper Body (Female)



Submental before:



Submental 27 weeks after first
CoolSculpting® session:

Patient received two treatment cycles using the CoolMini™ applicator on the submental.



HOME

ABOUT
COOLSCULPTING®

YOUR TREATMENT

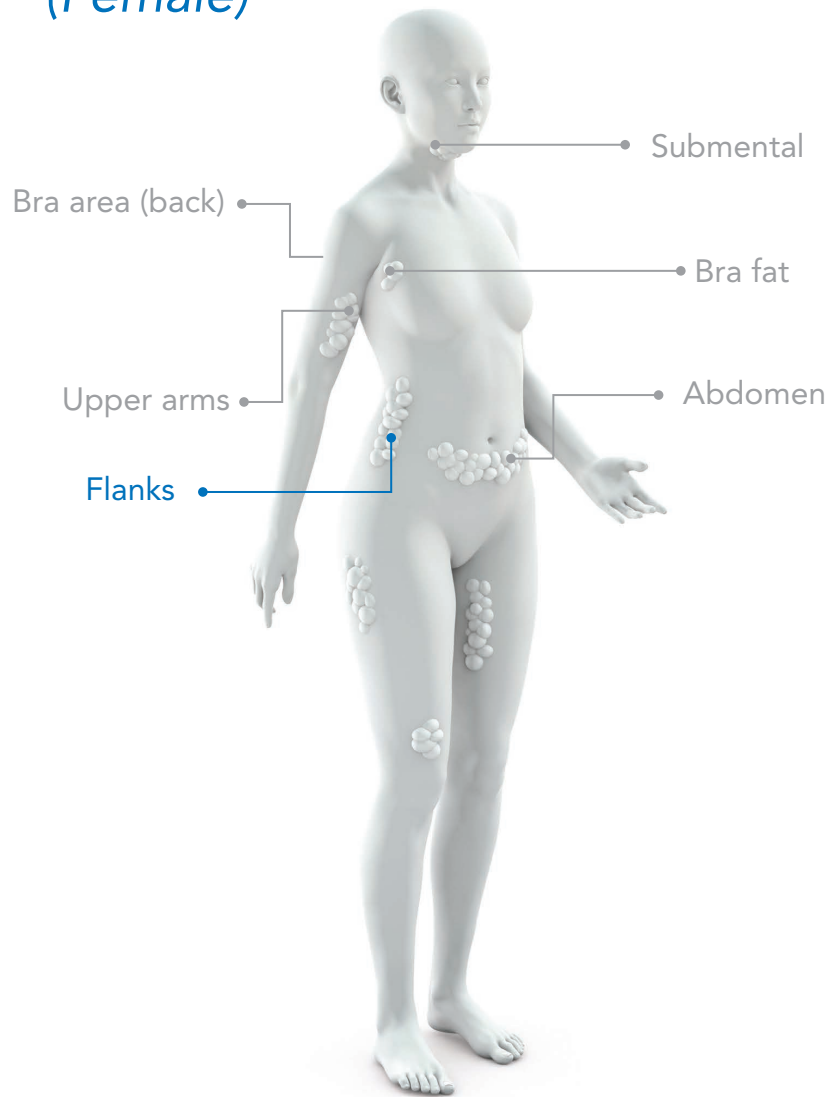
PERSONALIZED
TREATMENT PLAN

TARGETED AREAS


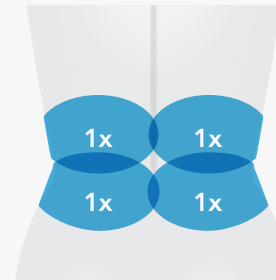
IMPORTANT SAFETY
INFORMATION




Target: Upper Body (Female)



CoolAdvantage
Plus™



Flanks before:



Flanks **16 weeks after second CoolSculpting® session** (24 weeks after first session):

Patient received two treatment cycles using the CoolAdvantage™ applicator on the flanks.



HOME

ABOUT
COOLSCULPTING®

YOUR TREATMENT

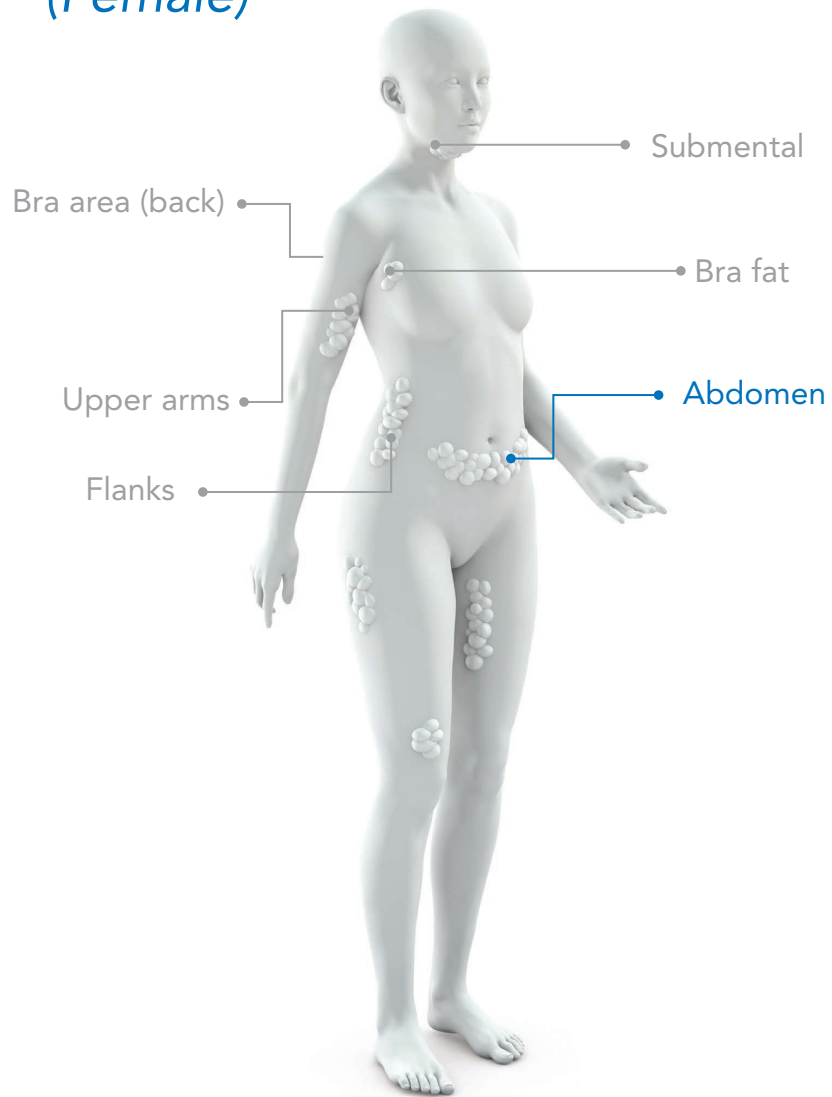
PERSONALIZED
TREATMENT PLAN

TARGETED AREAS

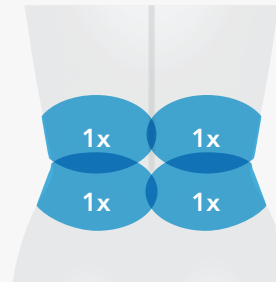
IMPORTANT SAFETY
INFORMATION



Target: Upper Body (Female)



CoolAdvantage
Plus™



Abdomen before:



Abdomen 14 weeks after second
CoolSculpting® session:

Patient received four treatment cycles in two treatment sessions using the CoolAdvantage™ applicator on the abdomen and the flanks.



HOME

ABOUT
COOLSCULPTING®

YOUR TREATMENT

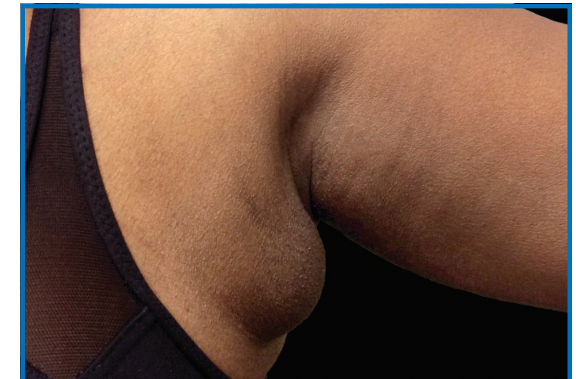
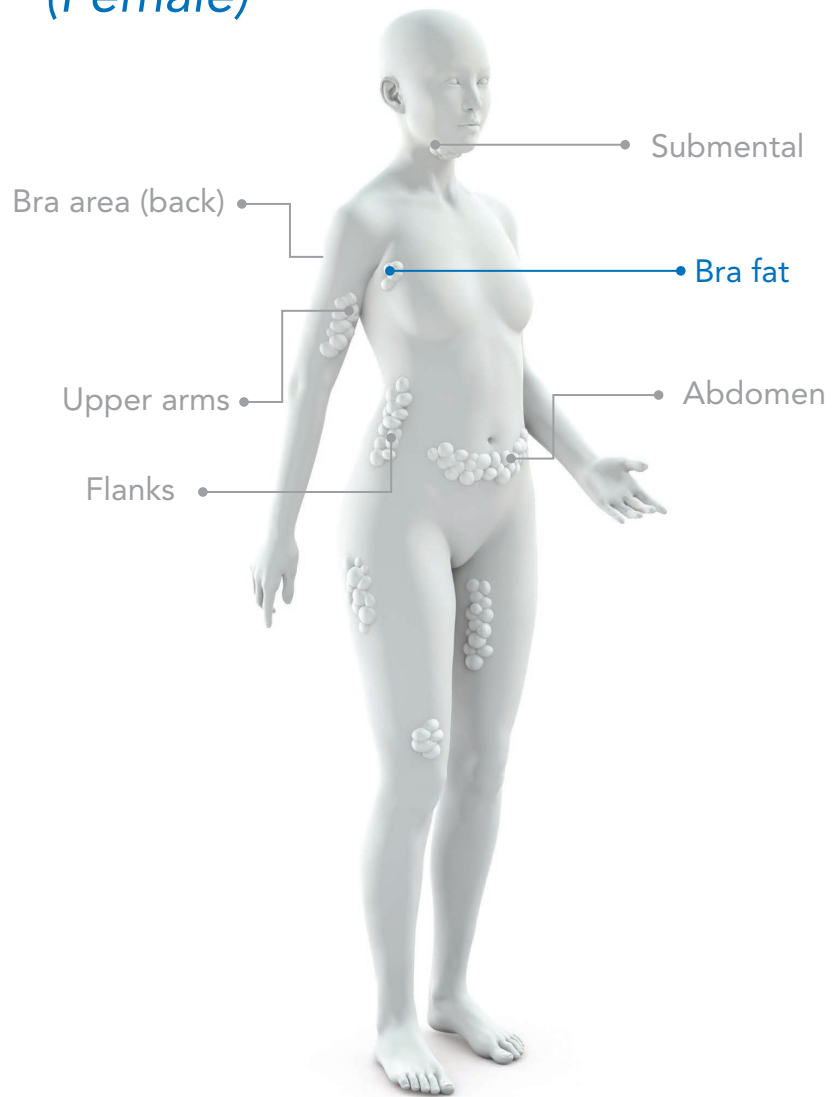
PERSONALIZED
TREATMENT PLAN

TARGETED AREAS

IMPORTANT SAFETY
INFORMATION



| Target: Upper Body (Female)



Bra fat before:



**Bra fat 14 weeks after second
coolsculpting® session:**

Patient received four treatment cycles in two treatment sessions using the CoolMini™ applicators on the bra fat.



HOME

ABOUT
COOLSCULPTING®

YOUR TREATMENT

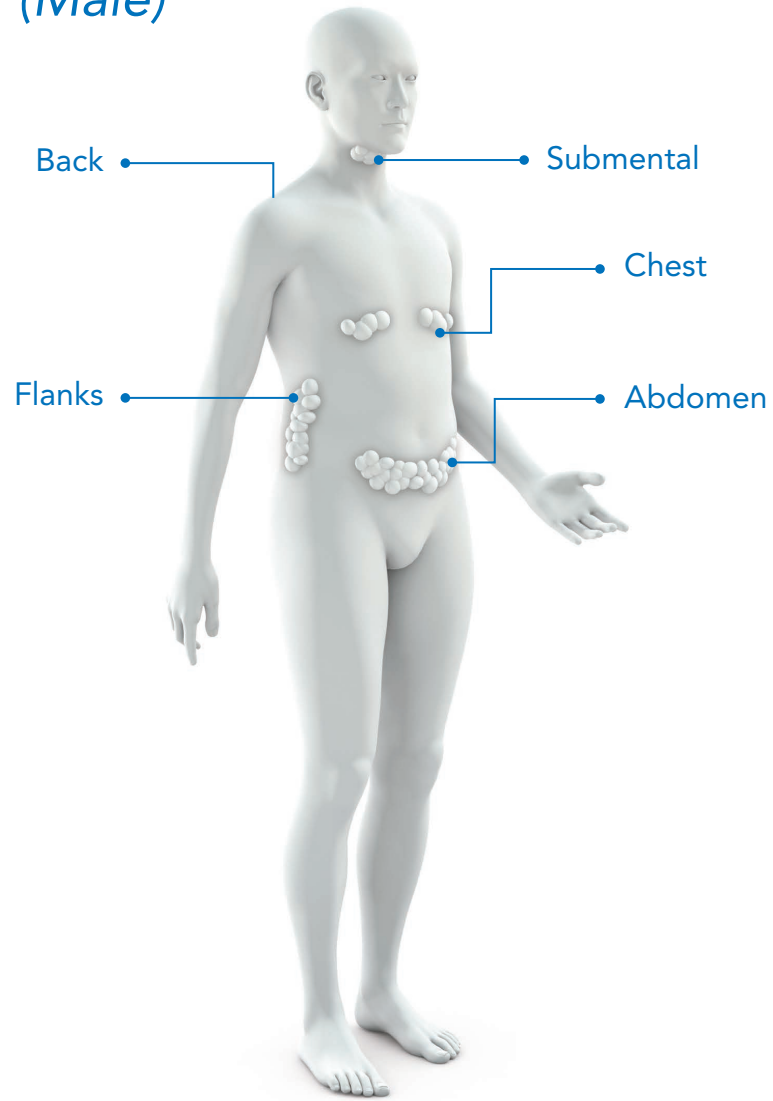
PERSONALIZED
TREATMENT PLAN

TARGETED AREAS

IMPORTANT SAFETY
INFORMATION



Target: Upper Body (Male)



Target these areas for:

- ✓ Jeans
- ✓ Fitted suits
- ✓ Athletic tops
- ✓ Shorts
- ✓ Shirtless occasions
(beach, poolside)



HOME

ABOUT
COOLSCULPTING®

YOUR TREATMENT

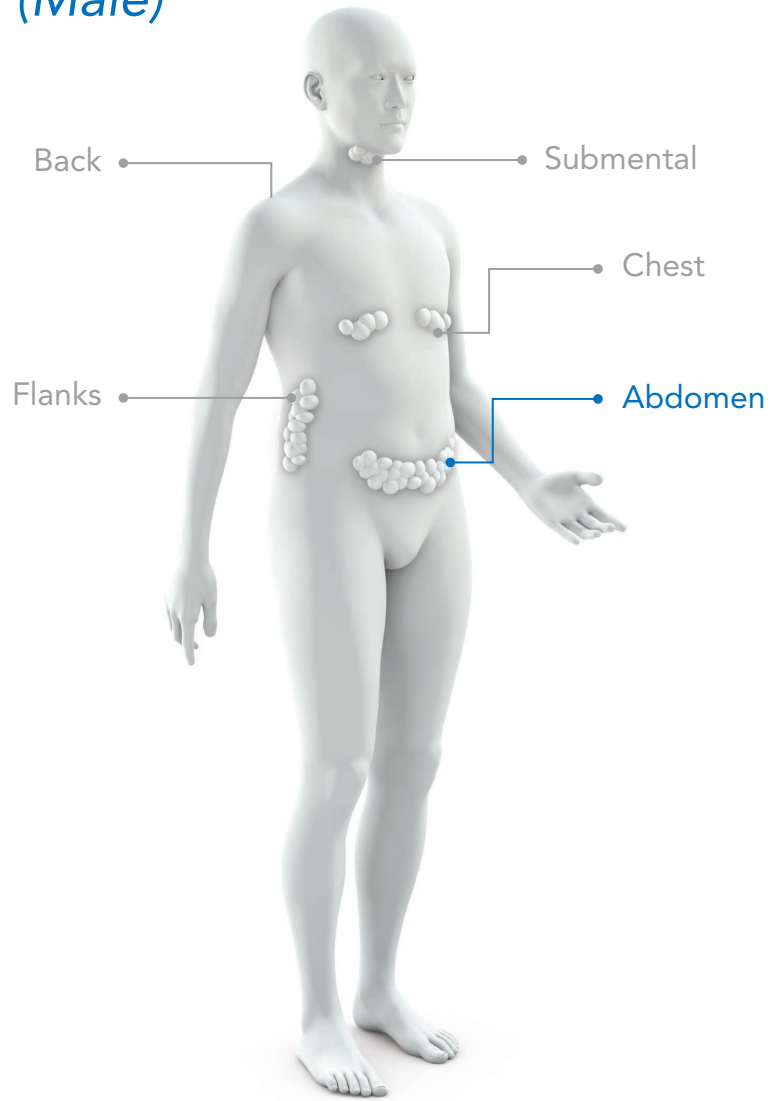
PERSONALIZED
TREATMENT PLAN

TARGETED AREAS

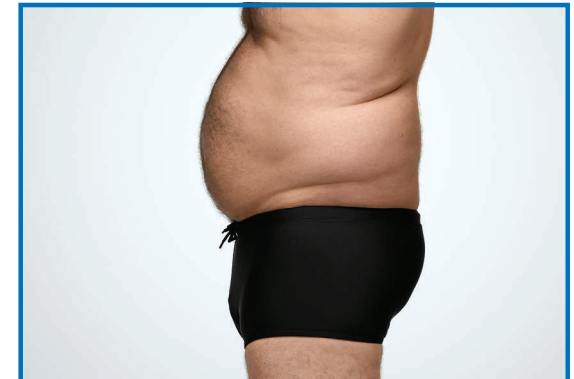
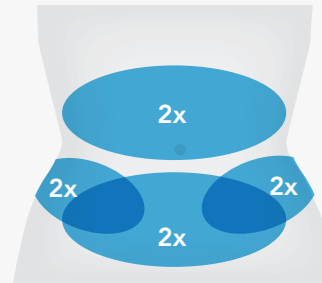
IMPORTANT SAFETY
INFORMATION



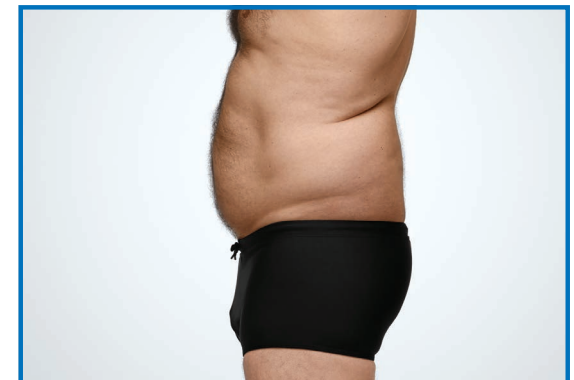
| Target: Upper Body (Male)



CoolAdvantage™



Abdomen before:



Abdomen **13 Weeks after second CoolSculpting® session** (27 weeks after first session):

Patient received two treatment cycles using the CoolAdvantage™ applicator on the upper abdomen, and two treatment cycles with the CoolAdvantage Plus™ applicator on the lower and mid abdomen. Patient also received two treatment cycles with the CoolAdvantage™ applicator on the chest and flanks.



HOME

ABOUT
COOLSCULPTING®

YOUR TREATMENT

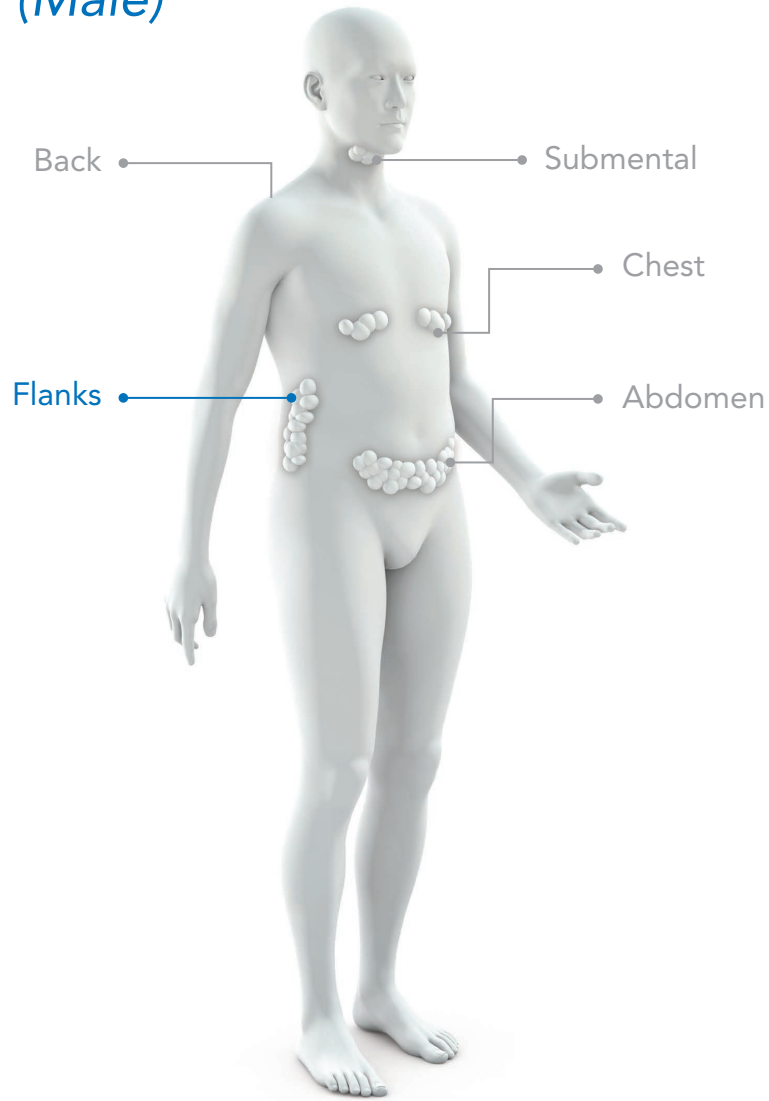
PERSONALIZED
TREATMENT PLAN

TARGETED AREAS

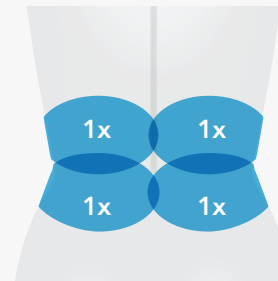
IMPORTANT SAFETY
INFORMATION



Target: Upper Body (Male)



CoolAdvantage
Plus™



Flanks 13 weeks after second CoolSculpting® session (27 weeks after first session):

Patient received two treatment cycles using the CoolAdvantage™ applicator on the upper abdomen, and two treatment cycles with the CoolAdvantage Plus™ applicator on the lower and mid abdomen. Patient also received two treatment cycles with the CoolAdvantage™ applicator on the chest and flanks.



HOME

ABOUT
COOLSCULPTING®

YOUR TREATMENT

PERSONALIZED
TREATMENT PLAN

TARGETED AREAS

IMPORTANT SAFETY
INFORMATION



| Important Safety Information

» The use of the CoolSculpting® system has not been studied in children, or those who are pregnant or lactating¹

The CoolSculpting® procedure is not for you if you have the following:¹

- » Cryoglobulinaemia
- » Cold agglutinin disease
- » Paroxysmal cold haemoglobinuria

Use caution before performing localized cooling under the following conditions, the effects of which have not been studied:¹

- » Known sensitivity to cold such as cold urticaria, Raynaud's disease or chilblains (pernio)
- » Known sensitivity or allergy to fructose, glycerin, isopropyl alcohol or propylene glycol

- » Impaired peripheral circulation in the area to be treated
- » Neuropathic disorders such as post-herpetic neuralgia or diabetic neuropathy
- » Impaired skin sensation
- » Open or infected wounds
- » Bleeding disorders or concomitant use of blood thinners
- » Recent surgery or scar tissue in the area to be treated
- » Hernia in or adjacent to the treatment site
- » Skin conditions such as eczema, dermatitis or rashes in the area to be treated
- » The effect of performing treatments directly over active implanted devices, such as pacemakers and defibrillators, is not known

Reference: 1. Allergan Inc. CoolSculpting® system user manual. BRZ-101-TUM-EN3-J. 2018.



HOME

ABOUT
COOLSCULPTING®

YOUR TREATMENT

PERSONALIZED
TREATMENT PLAN

TARGETED AREAS

IMPORTANT SAFETY
INFORMATION



Common and Rare Side Effects

The following effects can occur in the treatment area during and after a treatment.¹ These effects are temporary and generally resolve within days or weeks.¹

During a treatment:¹

- » Sensations of pulling, tugging and mild pinching at the treatment site
- » Intense cold, tingling, stinging, aching and cramping. These sensations may subside as the area becomes numb

Immediately after a treatment:¹

- » Redness and firmness
- » Transient blanching and/or mild bruising around the edges of the treatment area
- » Tingling and stinging

1 to 2 weeks after a treatment:¹

- » Redness, bruising and swelling
- » Tenderness, cramping and aching
- » Itching, skin sensitivity, tingling and numbness. Numbness can persist up to several weeks after a treatment
- » Sensation of fullness in the back of the throat after submental area treatment

Rare side effects:¹

- » Paradoxical hyperplasia: visibly enlarged tissue volume within the treatment area, which may develop 2 to 5 months after treatment. Surgical intervention may be required
- » Late-onset pain with a typical onset several days after a treatment and resolution within several weeks
- » Freeze burn:* first- and second-degree freeze burn may occur during treatment. It typically resolves without sequelae with proper care
- » Vasovagal symptoms:* dizziness, lightheadedness, nausea, flushing, sweating, or fainting during or immediately after the treatment
- » Subcutaneous induration: generalized hardness and/or discrete nodules within the treatment area, which may develop after the treatment, and may present with pain and/or discomfort
- » Hyperpigmentation:* hyperpigmentation may occur after treatment. Typically, it resolves spontaneously
- » Hernia: treatment may cause new hernia formation or exacerbate pre-existing hernia, which may require surgical repair

*Freeze burn, vasovagal symptoms and hyperpigmentation were observed during clinical trials, while the others were reported in post-market use. Reference: 1. Allergan Inc. CoolSculpting® system user manual. BRZ-101-TUM-EN3-J. 2018.



HOME

ABOUT
COOLSCULPTING®

YOUR TREATMENT

PERSONALIZED
TREATMENT PLAN

TARGETED AREAS

IMPORTANT SAFETY
INFORMATION





LET'S GET STARTED ON MAKING
YOUR GOALS HAPPEN.

SCHEDULE YOUR TREATMENT
TODAY!



CoolSculpting® and its design are registered trademarks of Zeltiq Aesthetics Inc., an Allergan affiliate, used under license by Allergan Inc.
© 2021 Allergan Inc. All rights reserved.

CA-CSC-210179 CS - Elevate Yourself POP Flibook - 001 - EN

**Allergan
Aesthetics**
an AbbVie company



HOME

ABOUT
COOLSCULPTING®

YOUR TREATMENT

PERSONALIZED
TREATMENT PLAN

TARGETED AREAS

IMPORTANT SAFETY
INFORMATION

