

1

Writing Readiness

Grade 1

READY TO LEARN™

The
Canadian
Curriculum
Series



Writing

Grammar and Punctuation

Singular or Plural?

One or more than one? Words look different when you are talking about one of something or more than one. **Singular** means **one**. **Plural** means **more than one**. In some cases when you add an s to the end of a word, it makes it plural.

Determine if the words below are singular or plural. Write them in the correct box on the lines below.



Singular

Plural

- Introduces grammar and punctuation
- Introduces a variety of writing styles
- Encourages and develops creative writing skills



1

Writing Readiness

Grade 1

READY TO LEARN™

The
Canadian
Curriculum
Series

Writing

Table of Contents

Grade One Writing Readiness	2
Letter Formation	3
ABC Order	29
Grammar and Punctuation	31
Brainstorming for Writing	42
Descriptive Writing	45
Story Writing	46
Letter Writing	48
How To Writing	50
Comic Strip Writing	52
Opinion Writing	54
Graphic Organizers	56
Journal Writing	58
Write Your Own Story	60
Summary of Concepts	62
Certificate of Achievement	64

Grade One Writing Readiness

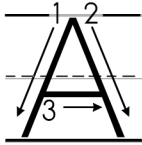
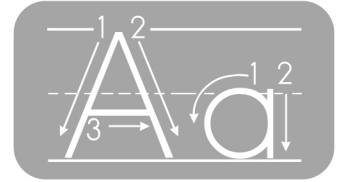
In grade one children are fine-tuning their letter formation and becoming creative writers! Throughout this book, kids will learn how to brainstorm for writing and write for different purposes. Give your child every opportunity they can to be writers. Set up a writing corner with paper, pencils, crayons, and other writing supplies, and watch them become the authors of their own creations.




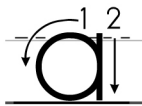
Letter Formation

Aa

Practise writing the letter A on the lines below.



Practise writing the letter a on the lines below.



Write the words apple, acorn, and antelope on the lines below.

apple

apple





acorn

acorn

antelope

antelope

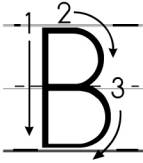
Colour the pictures that begin with the letter A.



Letter Formation

Bb

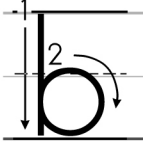
Practise writing the letter B on the lines below.



B B B B B B

B B B B B B

Practise writing the letter b on the lines below.



b b b b b b

b b b b b b

Write the words ball, bear, and butterfly on the lines below.

ball

ball


bear

bear

butterfly

butterfly

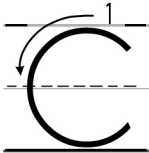
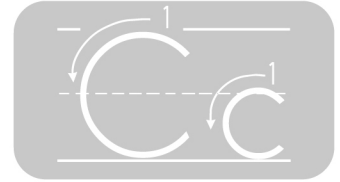
Draw three pictures that begin with the letter B.



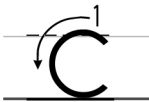
Letter Formation

Cc

Practise writing the letter C on the lines below.



Practise writing the letter c on the lines below.



Write the words cat, cow, and caterpillar on the lines below.

cat

cat


cow

cow

caterpillar

caterpillar

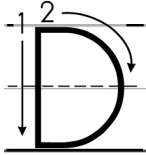
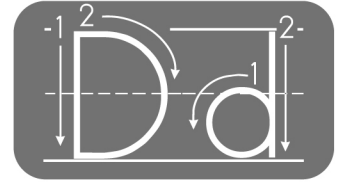
Circle the pictures that begin with the letter C.



Letter Formation

Dd

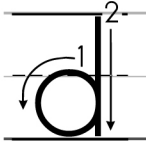
Practise writing the letter D on the lines below.



D D D D D D D

D D D D D D D

Practise writing the letter d on the lines below.



d d d d d d d

d d d d d d d

Write the words dog, dig, and dinosaur on the lines below.

dog

dog



dig

dig

dinosaur

dinosaur

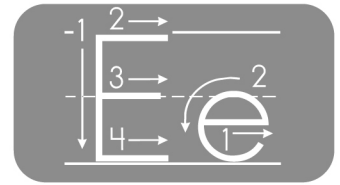
Circle the pictures that begin with the letter D.




Letter Formation

Ee

Practise writing the letter E on the lines below.



Practise writing the letter e on the lines below.






Write the words elf, ear, and elephant on the lines below.

elf elf ear ear

elephant elephant


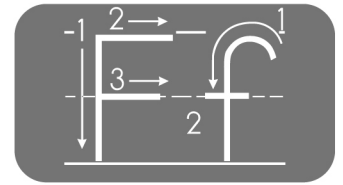
Colour the pictures that begin with the letter E.




Letter Formation

Ff

Practise writing the letter F on the lines below.



Practise writing the letter f on the lines below.






Write the words fan, foot, and friend on the lines below.

fan

foot

friend

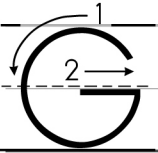
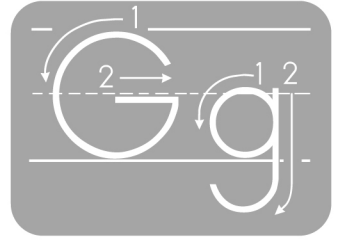
Colour the pictures that begin with the letter F.



Letter Formation

Gg

Practise writing the letter G on the lines below.



G G G G G

G G G G G

Practise writing the letter g on the lines below.



g g g g g g g g

g g g g g g g g

Write the words great, golf, and gorilla on the lines below.

great

great



golf

golf

gorilla

gorilla

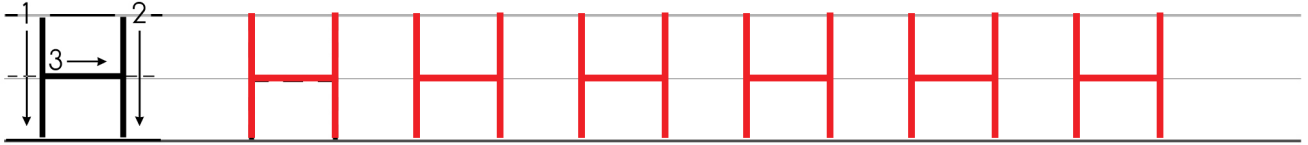
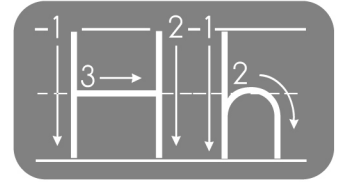
Circle the pictures that begin with the letter G.



Letter Formation

Hh

Practise writing the letter H on the lines below.



Practise writing the letter h on the lines below.



Write the words happy, house, and hello on the lines below.

happy happy house house

hello hello

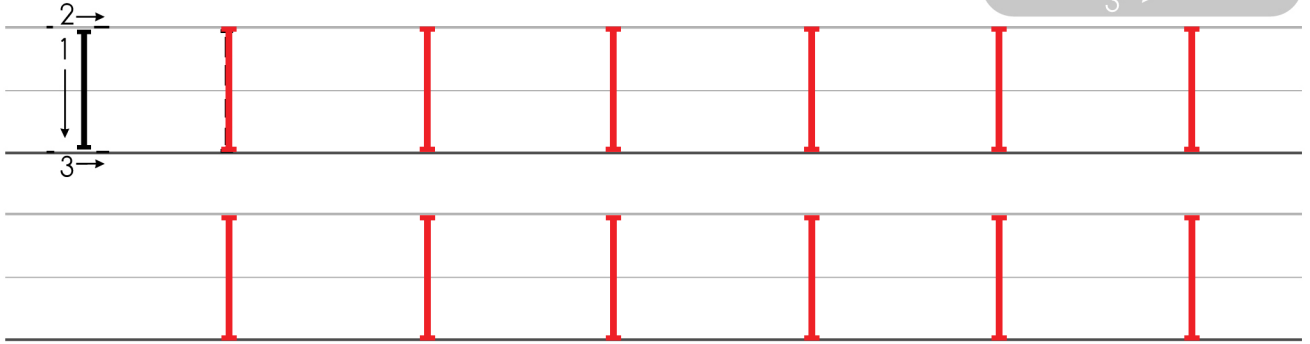
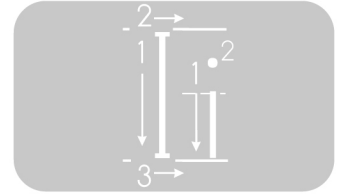
Draw three pictures that begin with the letter H.



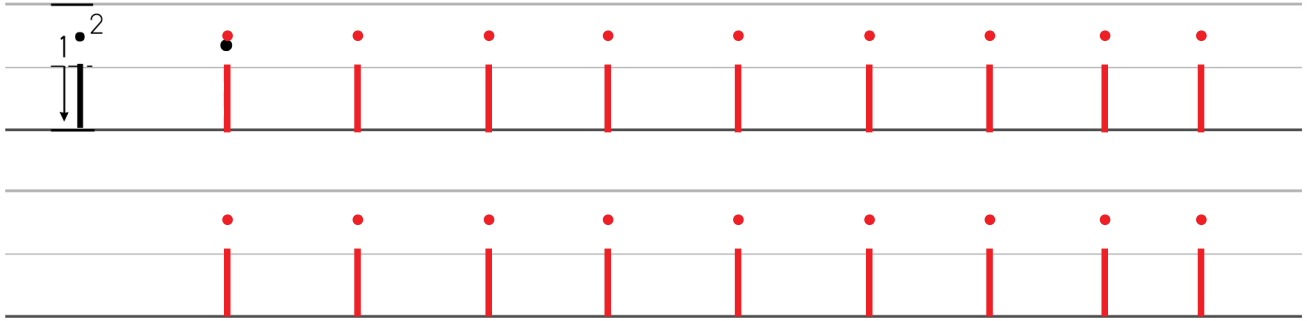
Letter Formation

Ii

Practise writing the letter I on the lines below.



Practise writing the letter i on the lines below.






Write the words icicle, island, and iguana on the lines below.

icicle

island

iguana


Colour the pictures that begin with the letter I.




Letter Formation

Jj

Practise writing the letter J on the lines below.



Practise writing the letter j on the lines below.



Write the words jug, jaw, and jump on the lines below.

jug

jug



jaw

jaw

jump

jump

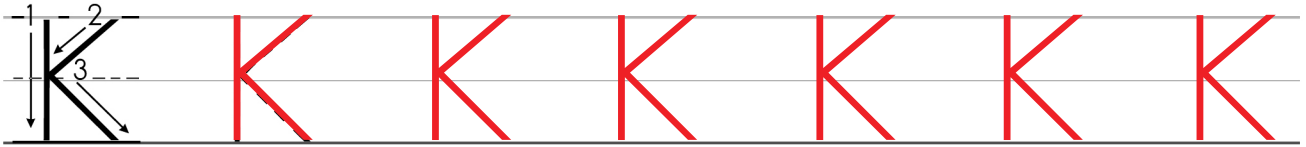
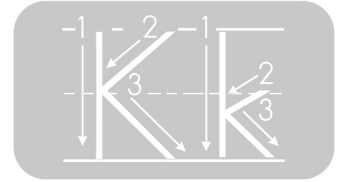
Circle the pictures that begin with the letter J.




Letter Formation

Kk

Practise writing the letter K on the lines below.



Practise writing the letter k on the lines below.



Write the words kind, kettle, and koala on the lines below.

kind kind

kettle kettle

koala koala


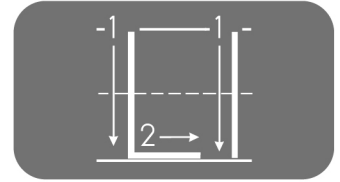
Draw three pictures that begin with the letter K.



Letter Formation

Ll

Practise writing the letter L on the lines below.



Practise writing the letter l on the lines below.



Write the words love, lamb, and light on the lines below.

love

love




lamb

lamb

light

light

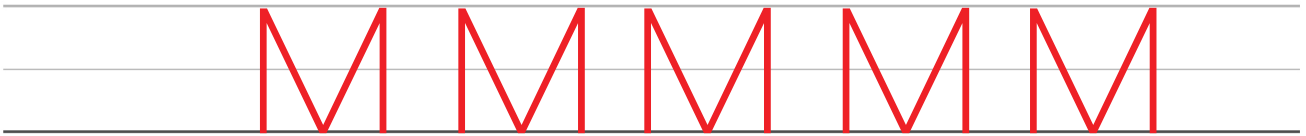
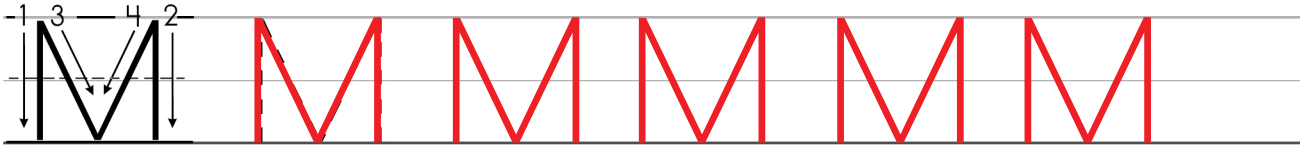
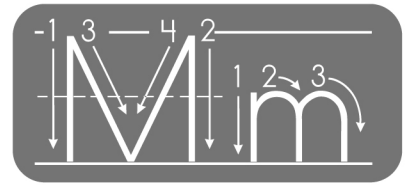
Colour the pictures that begin with the letter L.



Letter Formation

Mm

Practise writing the letter M on the lines below.



Practise writing the letter m on the lines below.




Write the words me, mom, and muffin on the lines below.

me me mom mom

muffin muffin

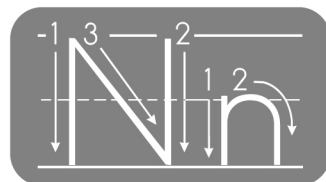
Circle the pictures that begin with the letter M.



Letter Formation

Nn

Practise writing the letter N on the lines below.



Practise writing the letter n on the lines below.



Write the words nest, nice, and numbers on the lines below.

nest

nest

nice

nice

numbers

numbers

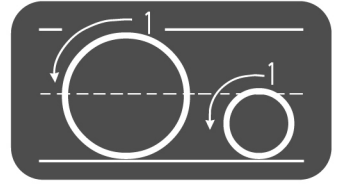
Draw three pictures that begin with the letter N.



Letter Formation

Oo

Practise writing the letter O on the lines below.



Practise writing the letter o on the lines below.







Write the words owl, one, and ostrich on the lines below.

owl owl one one

ostrich ostrich

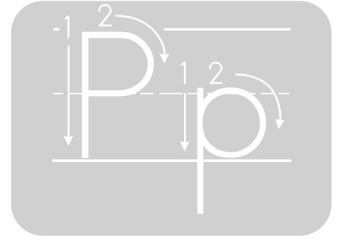
Colour the pictures that begin with the letter O.



Letter Formation

Pp

Practise writing the letter P on the lines below.





Practise writing the letter p on the lines below.



Write the words pig, pie, and people on the lines below.



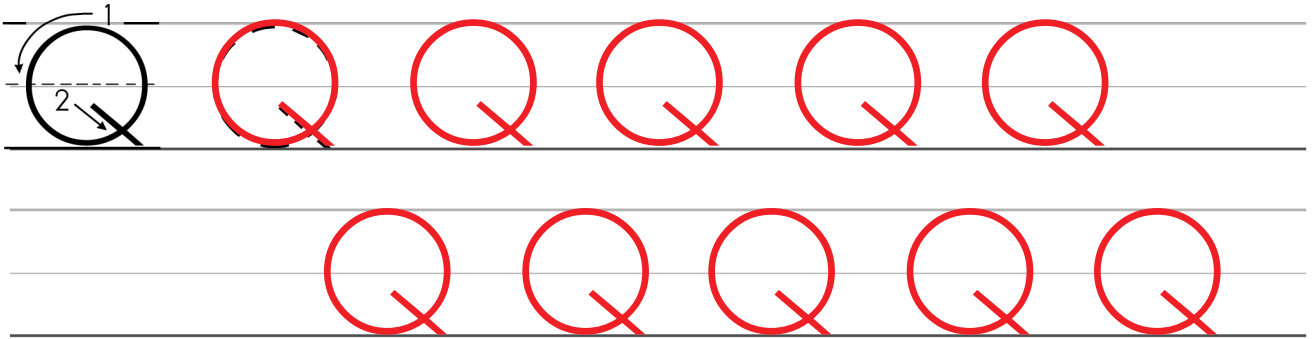
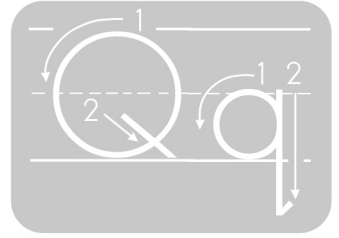
Circle the pictures that begin with the letter P.



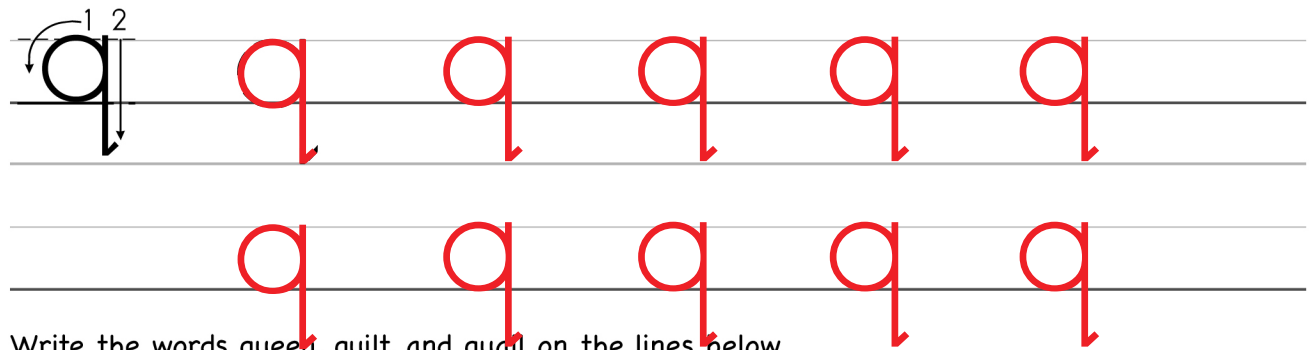
Letter Formation

Qq

Practise writing the letter Q on the lines below.



Practise writing the letter q on the lines below.



Write the words queen, quilt, and quail on the lines below.



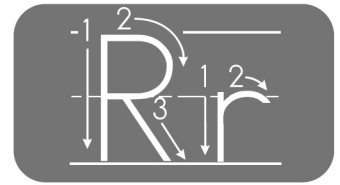
Draw three pictures that begin with the letter Q.



Letter Formation

Rr

Practise writing the letter R on the lines below.



Practise writing the letter r on the lines below.



Write the words rain, rice, and ribbon on the lines below.

rain

rain

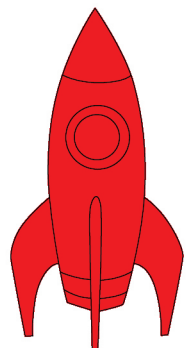



rice

rice

ribbon

ribbon

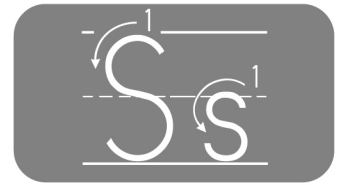
Colour the pictures that begin with the letter R.



Letter Formation

Ss

Practise writing the letter S on the lines below.



S S S S S S

S S S S S

Practise writing the letter s on the lines below.

s s s s s

s s s s s

Write the words sit, sink, and super on the lines below.

sit

sit

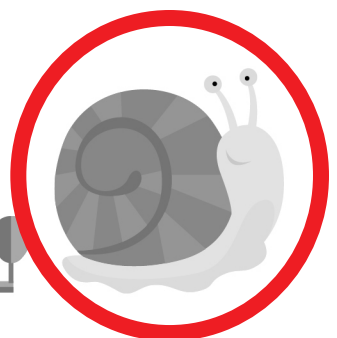

sink

sink

super

super


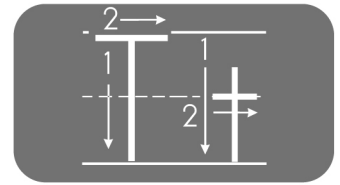
Circle the pictures that begin with the letter S.



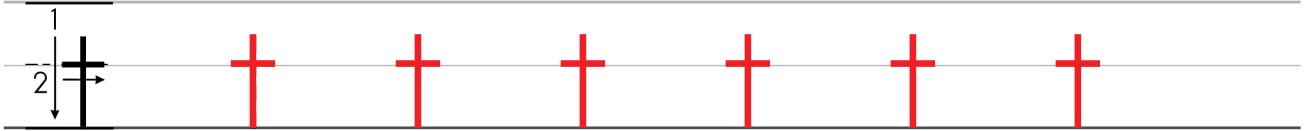
Letter Formation

Tt

Practise writing the letter T on the lines below.



Practise writing the letter t on the lines below.



Write the words tiger, table, and train on the lines below.

tiger

tiger

table

table

train

train



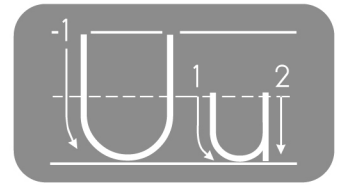
Draw three pictures that begin with the letter T.



Letter Formation

Uu

Practise writing the letter U on the lines below.



Practise writing the letter u on the lines below.



Write the words up, under, and unicycle on the lines below.

up

up




under

under

unicycle

unicycle

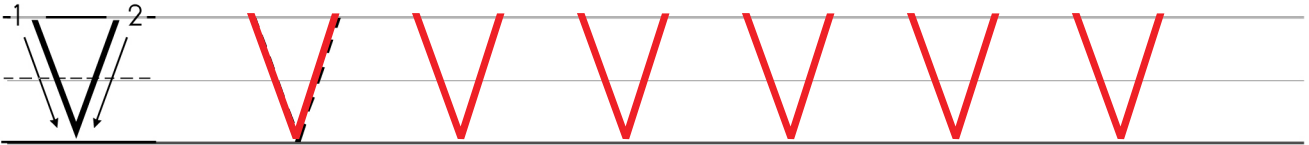
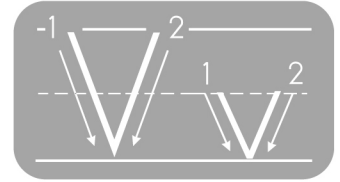
Colour the pictures that begin with the letter U.



Letter Formation

Vv

Practise writing the letter V on the lines below.



Practise writing the letter v on the lines below.



Write the words vest, vase, and violin on the lines below.

vest vase

violin

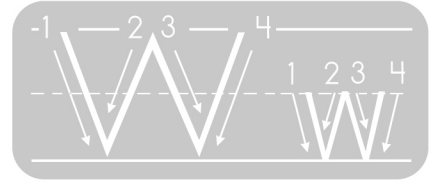
Circle the pictures that begin with the letter V.




Letter Formation

Ww

Practise writing the letter W on the lines below.



Practise writing the letter w on the lines below.



Write the words will, wood, and window on the lines below.

will  wood 
window 

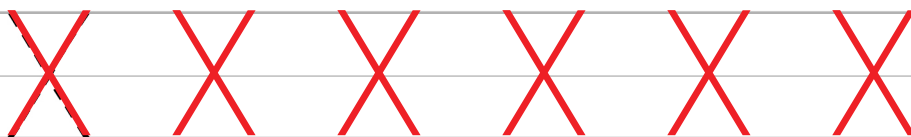
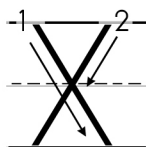
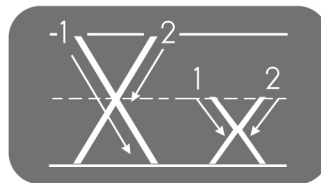
Draw three pictures that begin with the letter W.



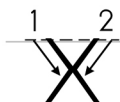
Letter Formation

Xx

Practise writing the letter X on the lines below.



Practise writing the letter x on the lines below.



Write the words x-ray and xylophone on the lines below.

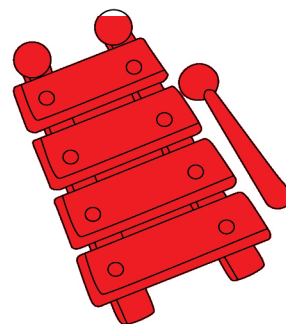


x-ray

x-ray

xylophone

xylophone

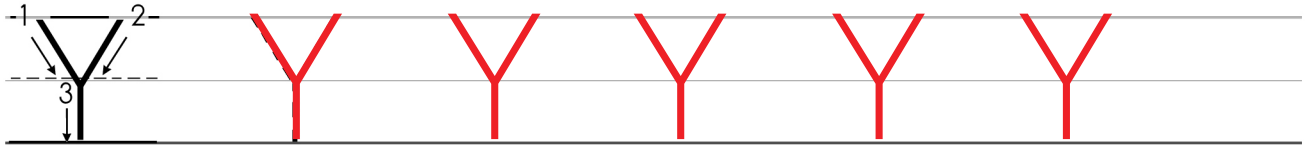
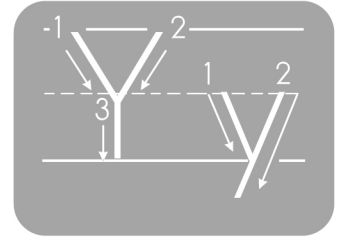
Colour the pictures that begin with the letter X.



Letter Formation

Yy

Practise writing the letter Y on the lines below.



Practise writing the letter y on the lines below.




Write the words yo-yo, yawn, and yellow on the lines below.

yo-yo yawn

yellow

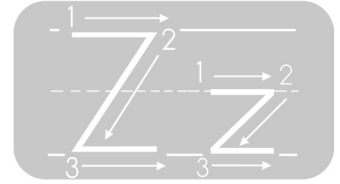
Circle the pictures that begin with the letter Y.



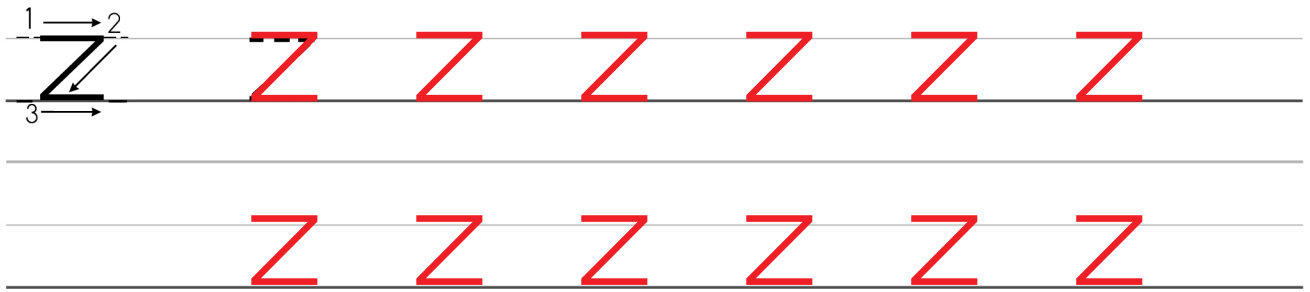
Letter Formation

Zz

Practise writing the letter Z on the lines below.



Practise writing the letter z on the lines below.



Write the words zebra, zero, and zigzag on the lines below.

zebra zebra zero zero

zigzag zigzag

Draw three pictures that begin with the letter Z.

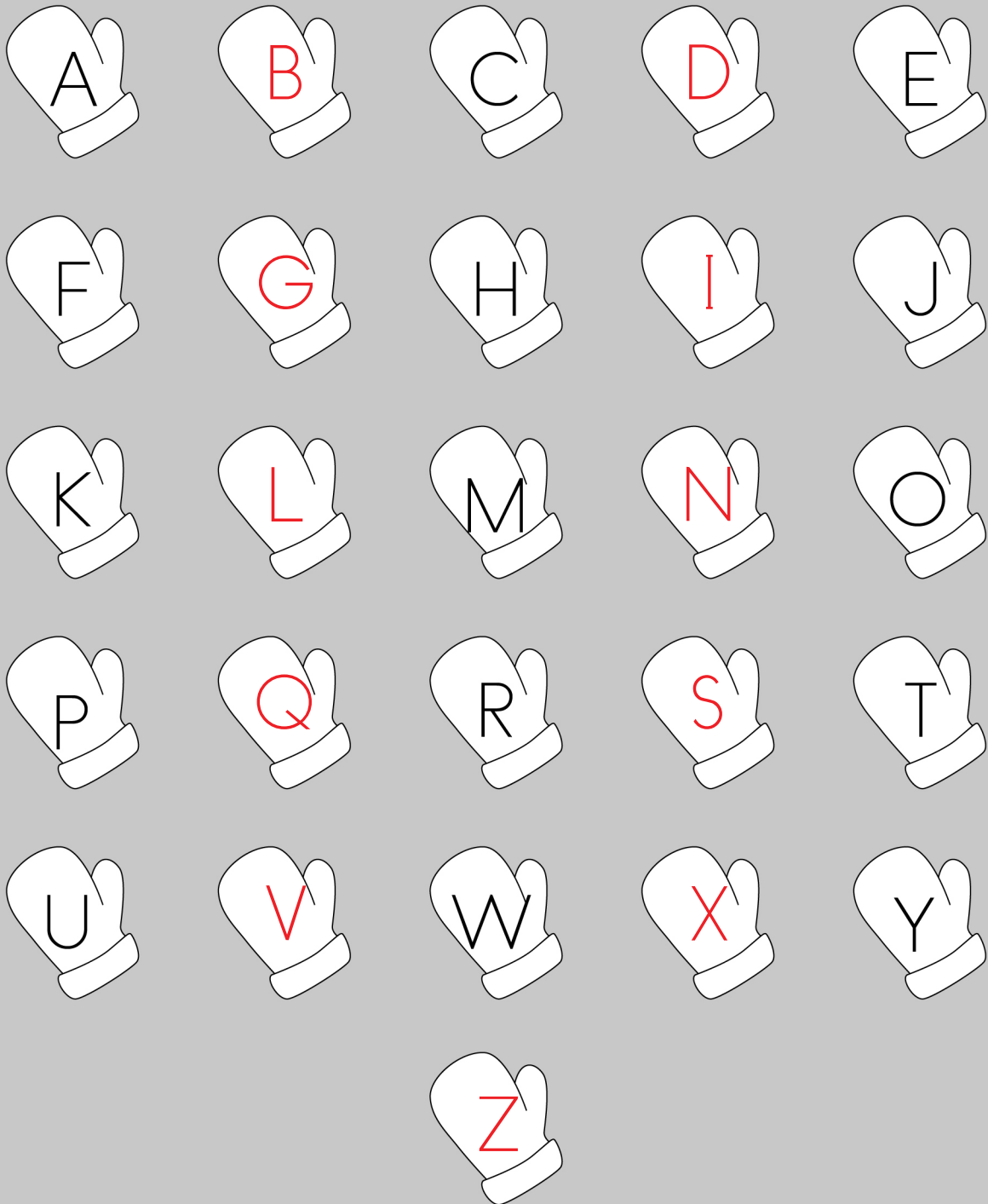


ABC Order

ABC Order

Some of the letters are missing!

Write the missing letters of the alphabet. Then colour the mittens.



ABC Order

ABC Order

Sometimes we are asked to put words in alphabetical order. This means to put the words in the order of the ABCs.

Underline the first letter of each word. Which letter comes first in the alphabet? Write the word with the letter that comes first in ABC order on the lines below.



snake



zebra

snake




tiger




apple

apple



monkey



caterpillar

caterpillar



koala




violin

koala



umbrella



quilt

quilt



ice cream



juice


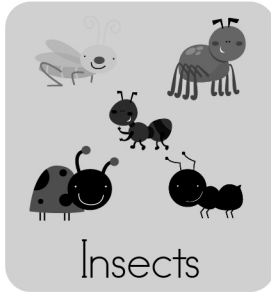

ice cream

Grammar and Punctuation

Singular or Plural?

One or more than one? Words look different when you are talking about one of something or more than one. Singular means one. Plural means more than one. In some cases when you add an s to the end of a word, it makes it plural.

Determine if the words below are singular or plural. Write them in the correct box on the lines below.



Singular

Bee

Porcupine

Zebra

Whale

Plural

Shoes

Monkeys

Frogs

Insects

Grammar and Punctuation

Contractions

Contractions are two words made into one. An apostrophe is placed where some of the letters are bumped out.

Example: cannot becomes can't

Draw a line from the words to the correct contractions.



did not	isn't
was not	didn't
is not	wasn't
have not	haven't

I have	you've
you have	I've
they have	we've
we have	they've

Grammar and Punctuation

Contractions

Draw a line from the words to the correct contractions.



I will	you'll
you will	I'll
they will	she'll
she will	they'll

I am	she's
he is	I'm
she is	who's
it is	it's
who is	he's

Grammar and Punctuation

Sentences

Every sentence starts with a capital letter and ends with a punctuation mark.

Statement sentences tell the reader something. They start with a capital letter and end with a period.

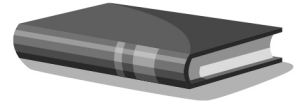
This is a period .



Read the statement sentences. Rewrite them on the lines below. Be sure to start with a capital letter and end with a period.

i like to read

I like to read.




you are my friend

You are my friend.

the glass is full

The glass is full.




that dog is brown

That dog is brown.

i see a bird

I see a bird.



Grammar and Punctuation

Sentences

Question sentences ask the reader something. They start with a capital letter and end with a question mark.

This is a question mark ?



Read the question sentences. Rewrite them on the lines below. Be sure to start with a capital letter and end with a question mark.



can you play with me

Can you play with me?

may I have a juice



May I have a juice?



do you like ice cream

Do you like ice cream?

how do you ride a bike



How do you ride a bike?



will you walk the dog

Will you walk the dog?

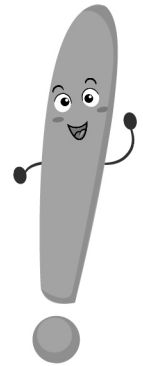
Grammar and Punctuation

Sentences

Commands or exclamation sentences tell the reader to do something or tell them something exciting or surprising. They start with a capital letter and end with an exclamation mark!

This is an exclamation mark !

Read the command and exclamation sentences. Rewrite them on the lines below. Be sure to start with a capital letter and end with an exclamation mark.



look out

Look out!



hooray

Hooray!

ouch, that hurts

Ouch, that hurts!



i found my shoes

I found my shoes!

i can help

I can help!



Grammar and Punctuation

Fix the Sentences

Look at the sentences below. There is something missing.

Read the sentences and write the proper punctuation at the end. Use a . , ? , or !

I went to the beach with my family .


Yay! We are going to the pool today !

Do you like to eat ice cream ?

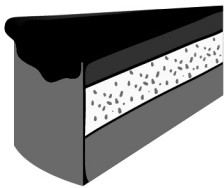

Look, mom, my tooth came out !

I can play the piano .

Will you come and play with me ?



Write a statement sentence about a pet.



Write a question sentence about dessert.

Write an exclamation sentence about something you are excited about.




Grammar and Punctuation

Fix the Sentences

Look at the sentences below. There is something missing.

Read the sentences and circle the mistakes in red. Then write the sentences below with capital letters and punctuation.

Example: (It is time for bed) It is time for bed.



i can brush my teeth



I can brush my teeth.



let's go to the park

Let's go to the park.

ouch, I hurt my finger



Ouch, I hurt my finger!



do you have a pet

Do you have a pet?

how fast can you run



How fast can you run?



you are my best friend

You are my best friend.

Grammar and Punctuation

Nouns

Nouns are words for people, animals, places, and things.


Colour the nouns using the key. Then colour the rest of the picture.

person = red

animal = blue

place = yellow

thing = green



Grammar and Punctuation

Verbs

Verbs are words that tell what a noun is doing. They are action words.

Circle the verb in each sentence. Colour the pictures.

That girl is waving.



The boy ran to the park.



My teacher reads a book.




Your mom baked a cake.



The dog chased the cat.




The bird flew away.



I can jump rope.



The bunny is hopping.



Grammar and Punctuation

Adjectives

Adjectives describe something. They tell how it feels, smells, tastes, or sounds.

Read the words in each row. Circle the two words that describe the picture.



green

hot

slippery

dirty



fluffy

white

black

smelly



cold

bright

purple

hot

Write an adjective to describe each picture.



Puppies are

cute



Ice pops are

cold



Rain is

wet



Fire is

hot

Brainstorming for Writing

Brainstorming Lists

Authors write about things they know. Make a list of things you know a lot about. This will help you get ideas for what to write about.

Write a list of things you know about on the lines below.

1.

2.

3.

4.

5.

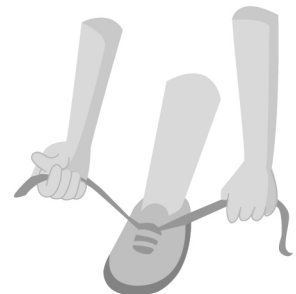

6.

7.

8.

9.

10.



Brainstorming for Writing

Brainstorming Lists

Authors write about things they like. Make a list of things you like. This will help you get ideas for what to write about.

Write a list of things you like on the lines below.

1.

2.

3.

4.

5.

6.

7.

8.

9.

10.



Brainstorming for Writing

Writing with Sentence Starters

Sentence starters can help give you ideas for writing.

Read the sentence starters and complete the sentence with your own thoughts.

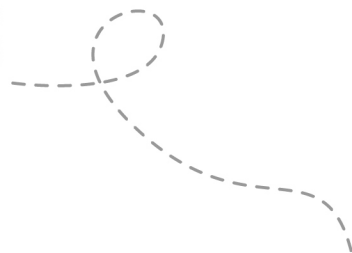

My favourite place to go is...

The best day ever was...

When I grow up I want to...

If I could be any animal, I would be...

If I were a superhero, I would...



Descriptive Writing

Descriptive Writing

Using adjectives to describe the things you write about makes the writing more interesting. Add adjectives to complete the sentences below. Draw a picture to illustrate your sentences.

My _____ parrot
can talk.

I can fly high into the
_____ clouds.

We went to the beach on a
_____ day.

My pet frog likes
_____ lily pads.

Story Writing

Let's Write a Story!

Sometimes describing what is happening in a picture can make a great story.

Look at the picture. What is happening? Write about it on the lines below.

This image shows a single sheet of white paper with horizontal ruling lines. The lines are evenly spaced and run across the width of the page. There are no margins, text, or other markings on the paper.

Story Writing

Let's Write a Story!

A good story has a beginning, middle, and end. When we write, it is important to put things in order.

Write a story about what you did on your birthday. Tell what happened first, next, and last on the lines below.

First

Next


Last

Draw a picture to match your story.

Letter Writing

Letter Writing

Writing a letter to a friend or a parent can be fun! Practise writing one below.



Fill in the missing parts of the letter by writing on the lines below.

Date

Dear _____,

Greeting - the name of the person you are writing to.

Body - what you want to say to the person who you are writing to.

Closing - "Love" or "Your Friend"

Signature - your name

Letter Writing

Letter Writing

Writing a letter can also be a nice way to say thank you.

Fill in the missing parts of the letter by writing on the lines below.

Date

Dear _____,
Greeting

Body

Closing

Signature



How To Writing

How To Writing

When you are writing to show how to do something, you write the steps you take to do it. Then you draw an illustration to show the steps.

Write the steps you take to brush your teeth in order on the lines below. Draw a picture to show each step.

1.

2.

3.

4.

How To Writing

How To Writing

Choose something you know how to do.



Write the steps you take to do it in order on the lines below. Draw a picture to show each step.

1. _____

2. _____

3. _____

4. _____

Comic Strip Writing

Speech Bubbles

It can be fun to write what characters are saying in a story. Use the speech bubbles below to tell your story.





Look at the pictures. What do you think the characters are saying? Write what they are saying in the speech bubbles below.



Comic Strip Writing

Speech Bubbles

Look at the pictures. What do you think the characters are saying? Write what they are saying in the speech bubbles below.



Opinion Writing

Opinion Writing

Opinion writing is writing that explains the way you feel about a topic and the reasons you feel that way.

Example: My favourite flavour of ice cream is chocolate because it is sweet and yummy!

Write your opinion about your favourite animal.

I like

Write your reasons below.

Reason 1

Reason 2

Rewrite your opinion with your reasons in a sentence on the lines below.

Draw a picture of your favourite animal.

Opinion Writing

Opinion Writing

Write your opinion about your favourite food on the lines below.

I like _____

Write your reasons below.

Reason 1

Reason 2

Rewrite your opinion with your reasons in a sentence on the lines below.

[illegible]

Draw a picture of your favourite food.

Graphic Organizers

Graphic Organizers

Graphic organizers are boxes and bubbles that help you put your thoughts in order before you write. Use the graphic organizer below to think about your writing.

Write in the boxes below to plan out your story.

My favourite toy is _____.

Where did you
get it?

What does it look
like?


What do you do
with it?

I really love my _____!

Graphic Organizers

Graphic Organizers

Write in the bubbles below to plan out your story.



Journal Writing

Journal Writing

Journal writing is like talking to a friend. You write the words just like you would say them. You can draw in your journal, too!

Example: Yesterday I went to the park to play. It was really fun. I got to see my friends Maddy, Lucy, and Kate. I love playing at the park with my friends.



Write about what you did yesterday on the lines below.

Draw a picture of what you wrote about.

A large, empty rectangular box with rounded corners, intended for a child to draw a picture related to their journal entry.

Journal Writing

Journal Writing

Write about something you are looking forward to doing on the lines below.

This image shows a blank sheet of white paper with horizontal ruling lines. The lines are evenly spaced and extend across the width of the page. There are no margins, text, or other markings on the paper.

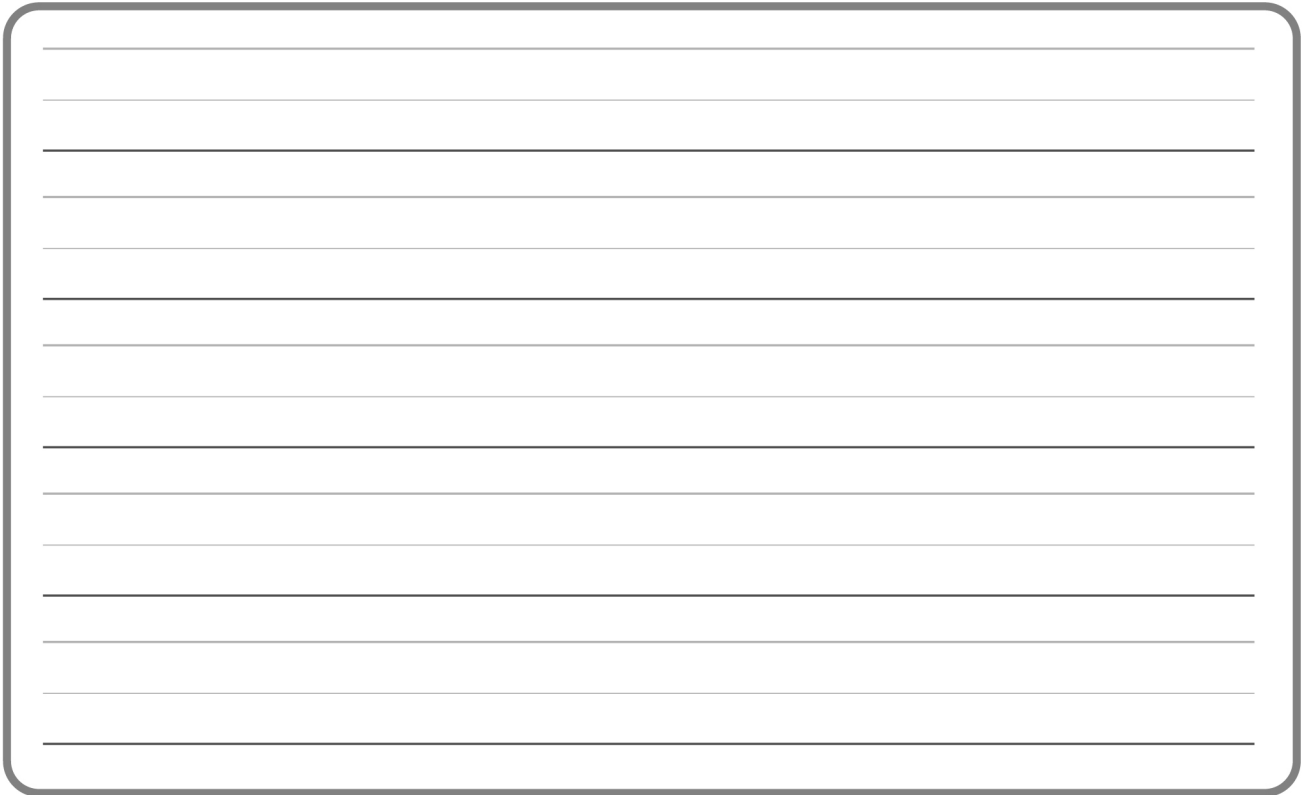
Draw a picture of what you wrote about.



Write Your Own Story

Let's Write a Story!

Write about anything you want on the lines below. Don't forget capital letters and punctuation!
Need ideas? Look back at your lists of things you like and things you know a lot about!



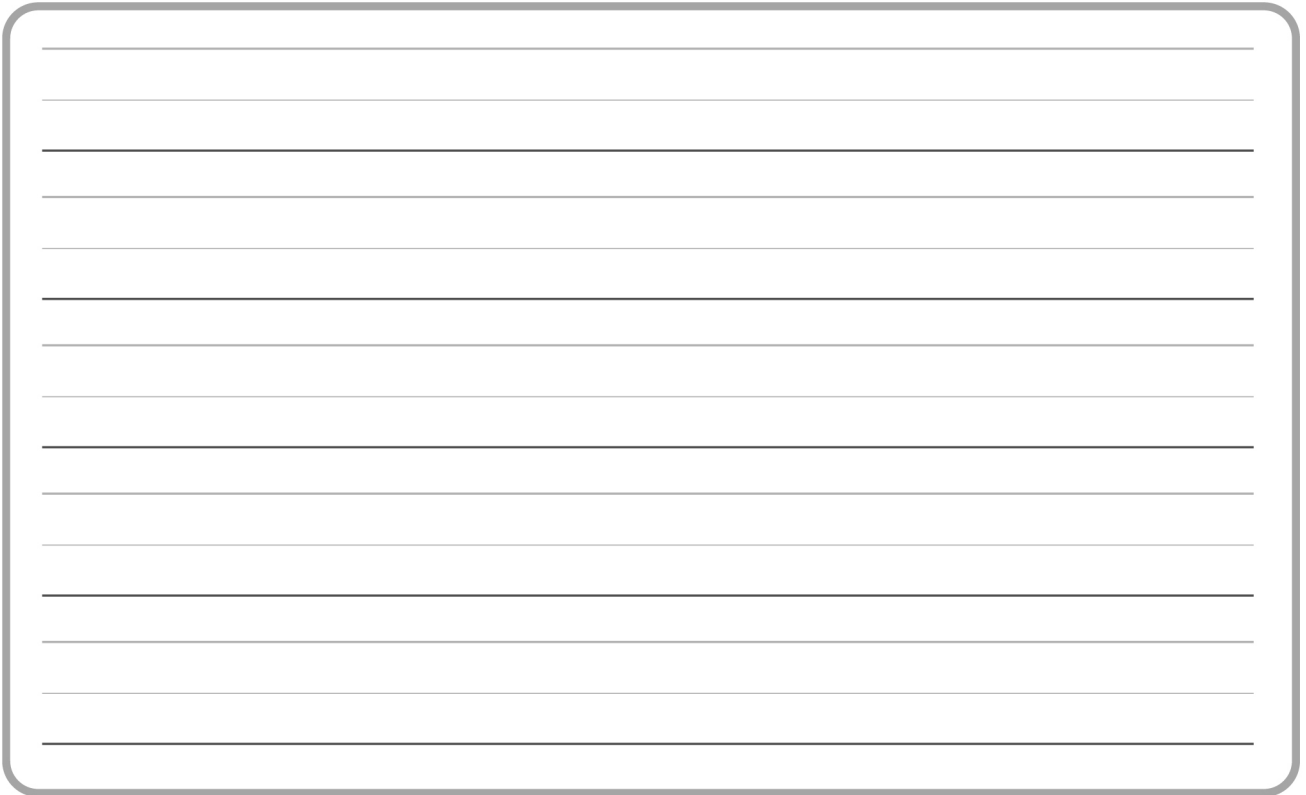
Draw a picture of what you wrote about.



Write Your Own Story

Let's Write a Story!

Write about anything you want on the lines below. Don't forget capital letters and punctuation!
Need ideas? Look back at your lists of things you like and things you know a lot about!



Draw a picture of what you wrote about.



Summary Of Concepts

Capitals, Punctuation, Nouns, and Verbs

Read the sentences below and circle the mistakes in red. Then rewrite the sentences on the lines below with capital letters and punctuation.

i am happy today

I am happy today!

do you like pizza

Do you like pizza?

hooray for you

Hooray for you!


Read the sentences below. Circle the nouns in red and the verbs in blue.



The boy was running home



My mom is cooking dinner



Dad is washing the car

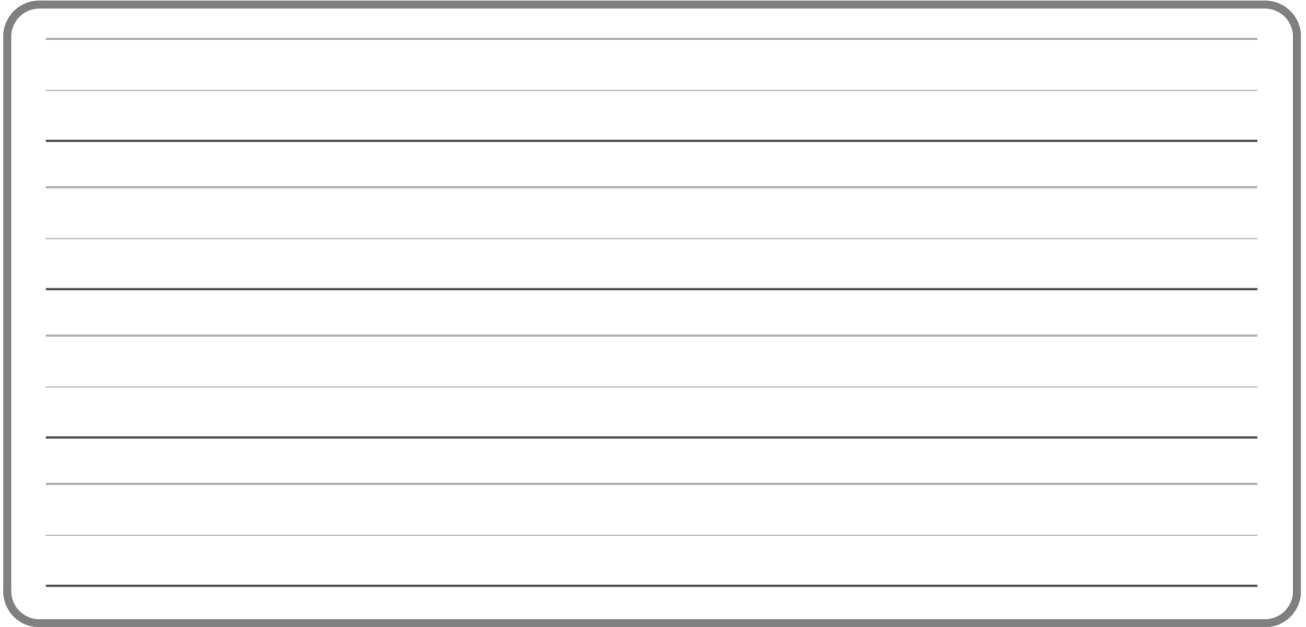


I am writing a story

Summary Of Concepts


Writing is Fun!

Write about your favourite vacation on the lines below. Don't forget capital letters and punctuation.




Draw a picture that matches your story.





CERTIFICATE of Achievement



.....
has successfully completed
Grade 1 Writing Readiness

Date

Parent's Signature

