




READY TO LEARN™



LETTERS

STICKER BOOK

Aa



elephant



juice

Bb



pencil



quilt



tiger



walrus



Kids love stickers! Stickers aren't just fun, they are also great educational tools! Manipulating stickers is an excellent way to develop the fine motor skills kids need for kindergarten. The Ready to Learn™ Letters Sticker Book is an engaging supplement to the Ready to Learn™ Kindergarten workbooks and workpad. This book makes learning fun and reinforces the skills necessary for success in understanding the alphabet and developing reading skills all by using fun and colourful stickers!

Find the missing stickers from A to Z. Then practise tracing the letters on the lines below.

A



apple

A A A A

A A A A

apple

B



ball

B B B B


B B B B

ball


Find the missing stickers. Draw a circle around the pictures that begin with the letter a. Draw a square around the pictures that begin with the letter b. Draw a heart around the pictures that begin with the letter c. Draw a triangle around the pictures that begin with the letter d.




bee




alligator




car



duck



dinosaur



cat



boot

C




cloud

C C C C

C C C C

c cloud

D



dog

D D D D


D D D D

d dog

Find the missing stickers. Then colour the dirty duck!



E



egg

E E E E
E E E E

egg

F




flower

F F F F
F F F F

flower

Connect the dots from A to Z. Then colour the picture.



G




grape

G G G G

G G G G

grape

H



horse

H H H H

H H H H

horse

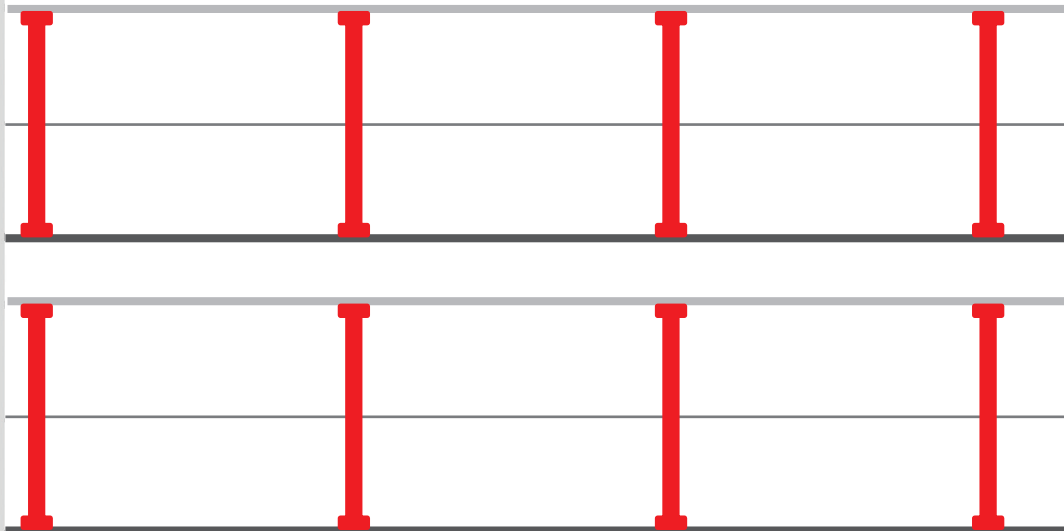
Find the missing stickers. Then colour the picture.



I



insect




i

insect

J




juice



j

juice

Colour each of the pink letters to reveal the secret picture!



Trace the word ice cream below.

ice cream

K



key

K K K K

K K K K

key

L




lion

L L L L


L L L L

lion


Find the missing stickers. Draw a circle around the picture that begins with the letter j. Draw a square around the picture that begins with the letter k. Draw a heart around the picture that begins with the letter l. Draw a triangle around the picture that begins with the letter m.



leash




kangaroo




mushroom



fries



jellyfish



giraffe



house

M




milk

M M M M M M M M

M M M M M M M M

milk

N



nail


N N N N N N N N

N N N N N N N N



nail

Find the missing stickers. Then colour the picture and circle the animals that are not usually seen in the forest.





otter



otter



pencil




pencil

Connect the dots from A to Z. Then colour the picture.



Q



quilt

Q Q Q Q

Q Q Q Q

quilt

R




ring

R R R R

R R R R

ring

Colour each of the green letters to reveal the secret letter! Then write a word that begins with the secret letter on the lines below.



S



star

S S S S

S S S S

star

T



tiger

T T T T

T T T T

tiger

Trace the shapes and find the missing star stickers.



U



up

U U U U

U U U U

up

V




violin

V V V V


V V V V

violin


Find the missing stickers. Then colour the picture.



W



walrus





walrus

X



x-ray



x-ray

Find and circle two capital letter Ws and two capital letter Xs.

K

S

W

X

Y

R

N

W


Q

O

L

X

Y



yak

Y Y Y Y

Y Y Y Y

yak

Z




zebra

Z Z Z Z

Z Z Z Z

zebra


Connect the dots from A to Z. Then colour the picture and trace the word truck below.



truck



Find the missing stickers. Then draw a line from the stickers to the letter they begin with.




airplane



queen




sunglasses




unicycle





guitar




cheese




Find the missing stickers. Then draw a line from the letters to the sticker that begins with that letter.




bat



motorcycle




fox



pizza



train



net

Find the missing stickers to complete the alphabet and the missing items that go with the letters.

A

B C



broom



cookie

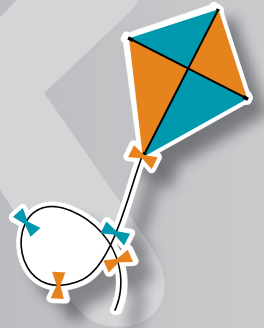
H

I J



ice cream


K



kite

O

P



poodle

Q



umbrella



van

W

D E F G



die



feather

L M N




lollipop



nest

R S T



rocket




teapot

X



yo-yo



zipper

Follow the letters of the alphabet all the way from A to Z to get to the end of the maze.

