

Building solid foundations for scholastic success

MY
1st

Math Practice




My First Workbook

READY TO LEARN™

The
Canadian
Curriculum
Series


Numbers

1



- Introduces numbers up to 10

2



- Develops counting skills

3



- Develops sorting and classifying skills

Tammy K. Hayes, EdD

Building solid foundations for scholastic success

MY
1st

Math Practice



My First Workbook

READY TO LEARN™

The
Canadian
Curriculum
Series

Numbers

Table of Contents

| | |
|--------------------------------|----|
| My First Numbers | 2 |
| Understanding Numbers | 3 |
| Understanding Numbers 1 and 2 | 4 |
| Counting Numbers 1 and 2 | 8 |
| Understanding Numbers 3 and 4 | 10 |
| Counting Numbers 3 and 4 | 14 |
| Understanding Numbers 5 and 6 | 16 |
| Counting Numbers 5 and 6 | 20 |
| Understanding Numbers 7 and 8 | 22 |
| Counting Numbers 7 and 8 | 26 |
| Understanding Numbers 9 and 10 | 28 |
| Counting Numbers 9 and 10 | 32 |
| Number Sense | 34 |
| Shapes | 36 |
| Understanding Measurement | 40 |
| Categorizing | 44 |
| Spatial Sense | 50 |
| Sorting | 54 |
| Patterns | 60 |
| Summary of Concepts | 62 |
| Certificate of Achievement | 64 |

My First Numbers

Getting your child ready for prekindergarten math will include fun games and activities to help your child grow. At this age, developing listening skills and learning to follow directions play a big role in preparation for prekindergarten. Your child will be counting, sorting, and classifying objects, as well as identifying and writing numbers as they complete this book.

Understanding Numbers

1



2



3



4



5




6



7



8



9



10



Understanding Numbers

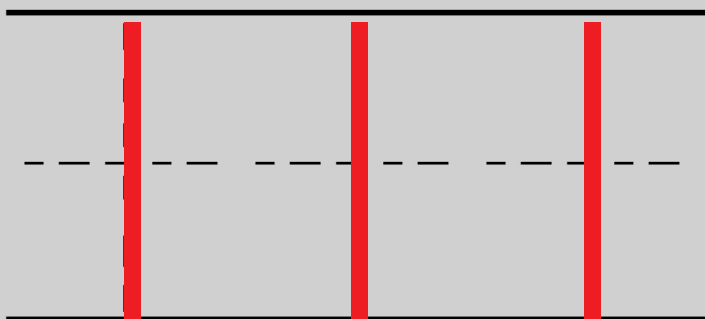

Let's Count Our Snack Today!

Choose your child's favourite cereal and help them count out ten pieces. Continue counting ten pieces at a time. String the cereal on yarn for a great necklace snack!



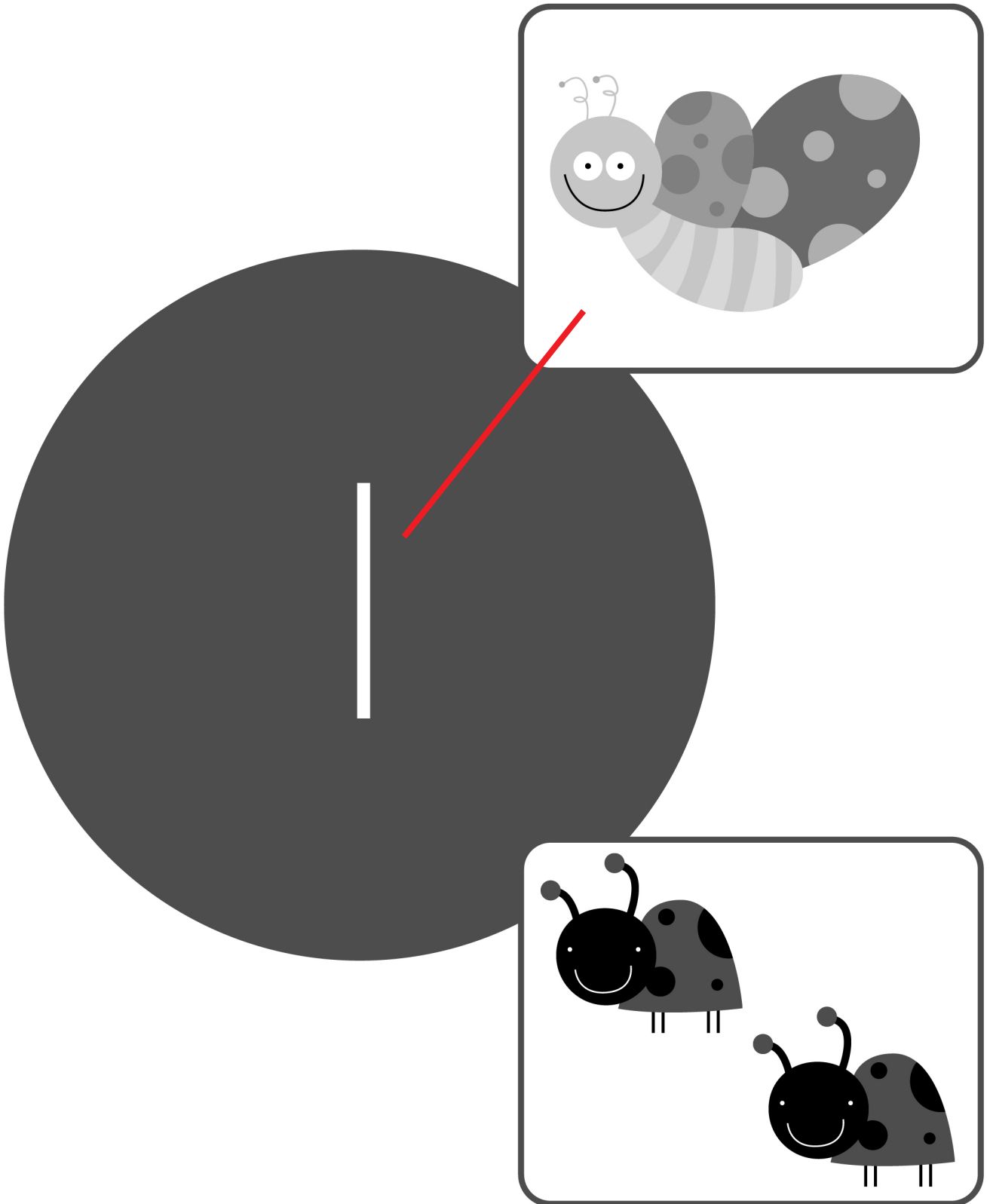
Understanding Numbers 1 and 2

Help your child trace the number 1 with their finger. Then help them trace it with their pencil. Have your child colour 1 starfish.



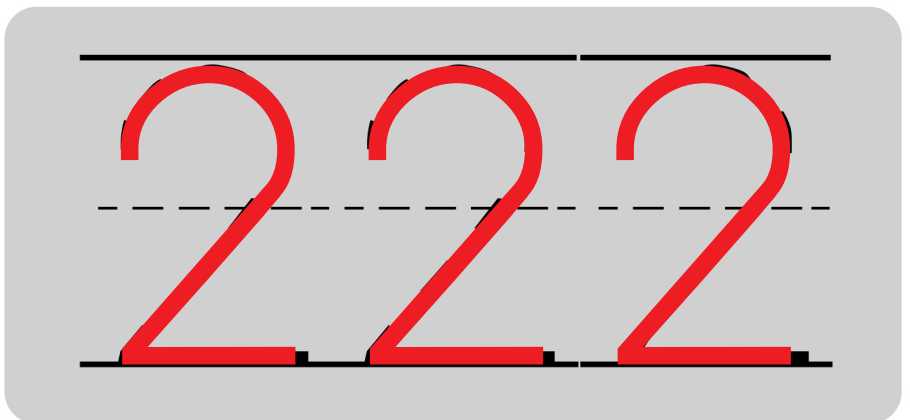

Understanding Numbers 1 and 2

Practise counting. Help your child draw a line from the number 1 to the box with 1 item.




Understanding Numbers 1 and 2

Help your child trace the number 2 with their finger. Then help them trace it with their pencil. Have your child colour 2 frogs.




Understanding Numbers 1 and 2

Practise counting. Help your child draw a line from the number 2 to the box with 2 items.



2





Counting Numbers 1 and 2

One or Two?

Count the objects below. Help your child draw a line from the number to the correct box.

1


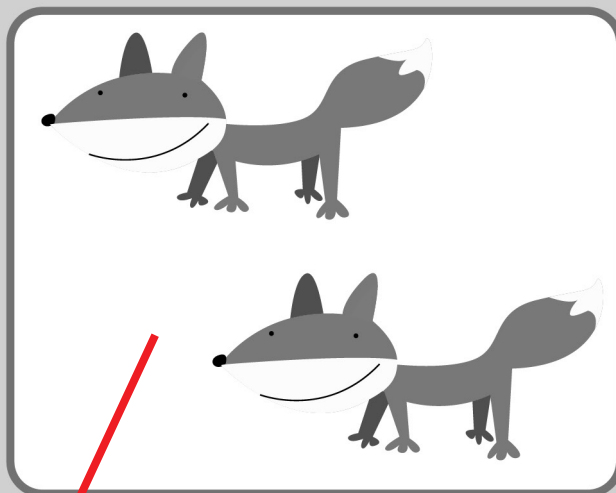

2



Counting Numbers 1 and 2

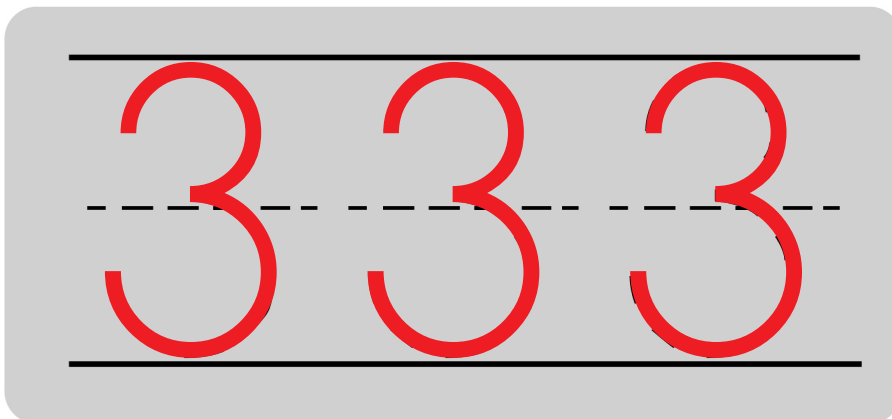
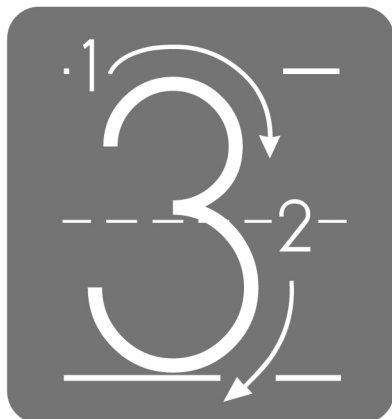

One or Two?

Count the objects below. Help your child draw a line from the number to the correct box.



Understanding Numbers 3 and 4



Help your child trace the number 3 with their finger. Then help them trace it with their pencil.
Have your child colour 3 octopuses.



Understanding Numbers 3 and 4

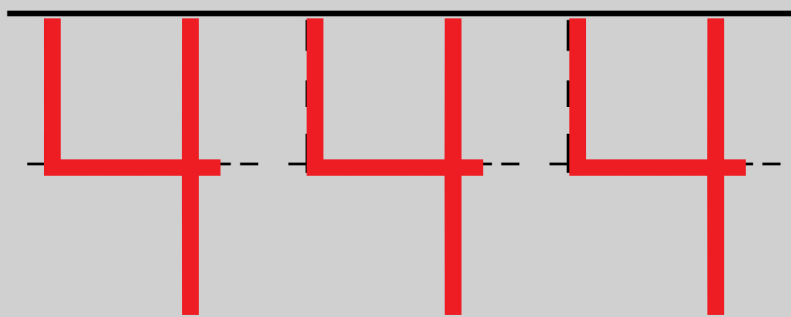
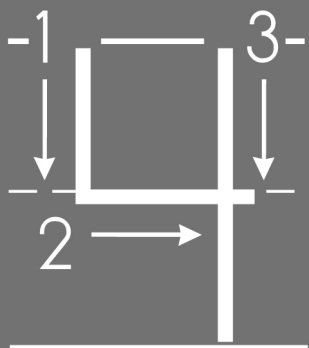




Practise counting. Have your child draw a line from the number 3 to the box with 3 items.

3



Understanding Numbers 3 and 4



Help your child trace the number 4 with their finger. Then help them trace it with their pencil. Have your child colour 4 roosters.



Understanding Numbers 3 and 4

Practise counting. Have your child draw a line from the number 4 to the box with 4 items.

4




Counting Numbers 3 and 4


Three or Four?

Count the objects below. Help your child draw a line from the number to the correct box.

3



4




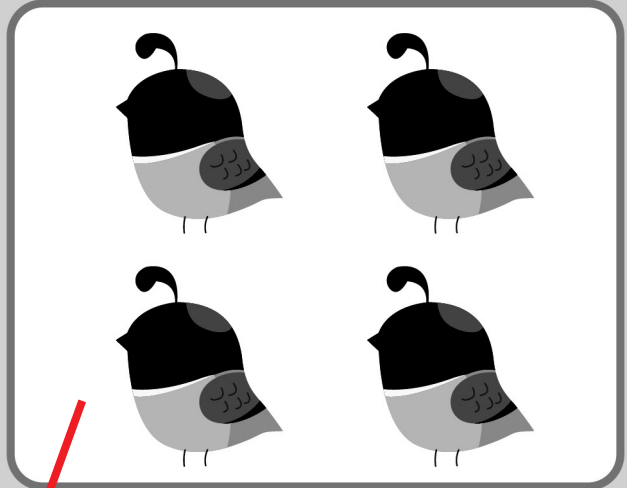
Counting Numbers 3 and 4

Three or Four?

Count the objects below. Help your child draw a line from the number to the correct box.

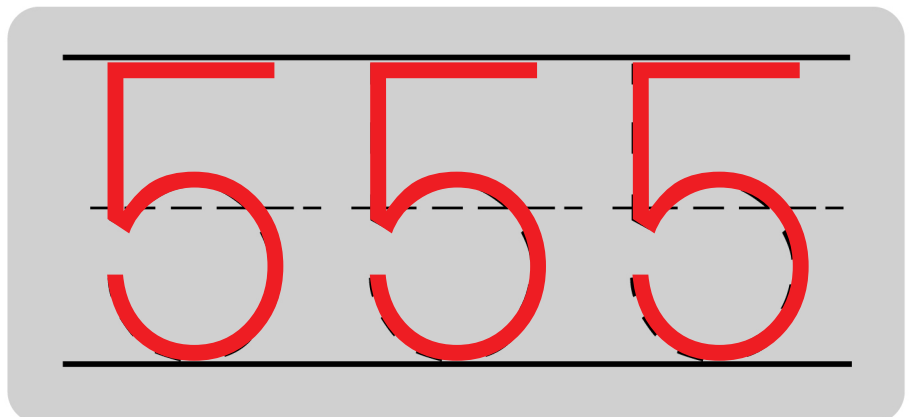






3

4






Understanding Numbers 5 and 6

Help your child trace the number 5 with their finger. Then help them trace it with their pencil. Have your child colour 5 butterflies.



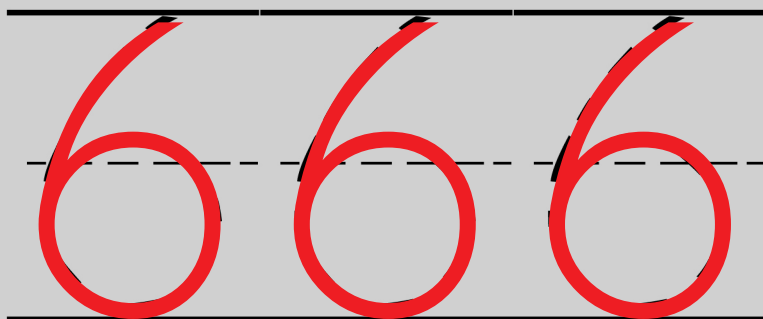
Understanding Numbers 5 and 6

Practise counting. Help your child draw a line from the number 5 to the box with 5 items.





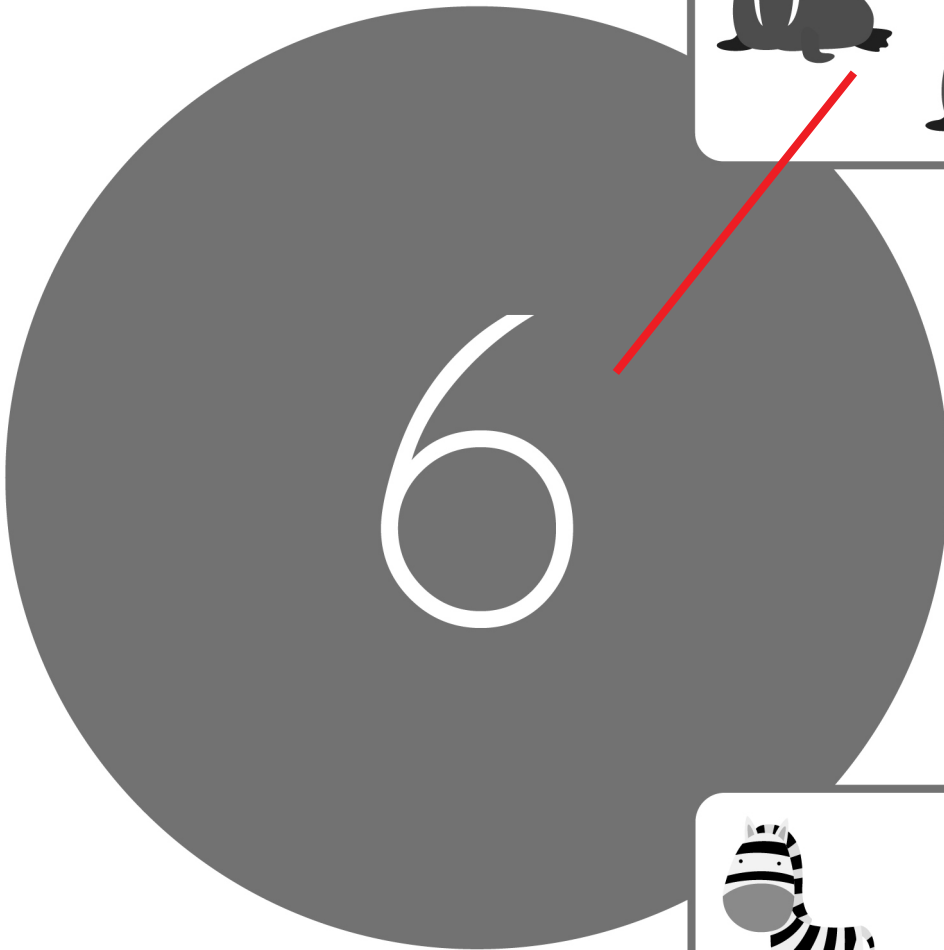
Understanding Numbers 5 and 6

Help your child trace the number 6 with their finger. Then help them trace it with their pencil. Have your child colour 6 tigers.



Understanding Numbers 5 and 6

Practise counting. Help your child draw a line from the number 6 to the box with 6 items.




Counting Numbers 5 and 6


Five or Six?

Count the objects below. Help your child draw a line from the number to the correct box.

5



6




Counting Numbers 5 and 6


Five or Six?

Count the objects below. Help your child draw a line from the number to the correct box.

5

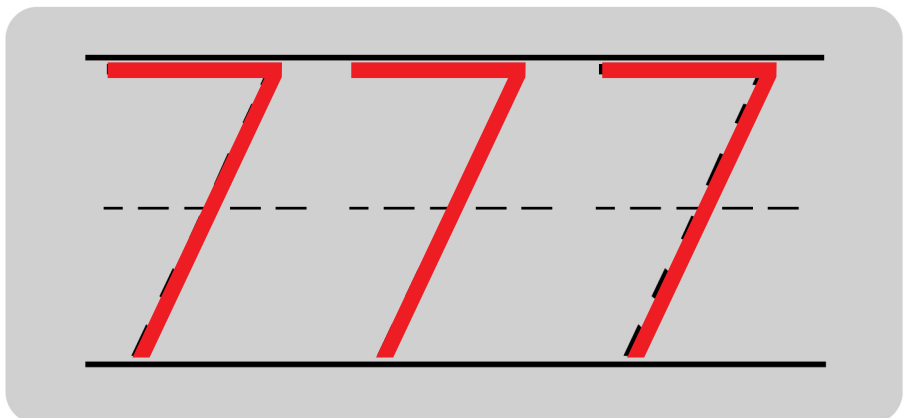









6



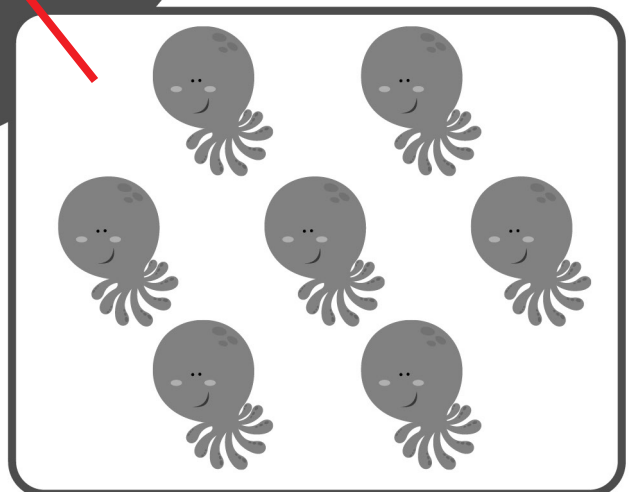
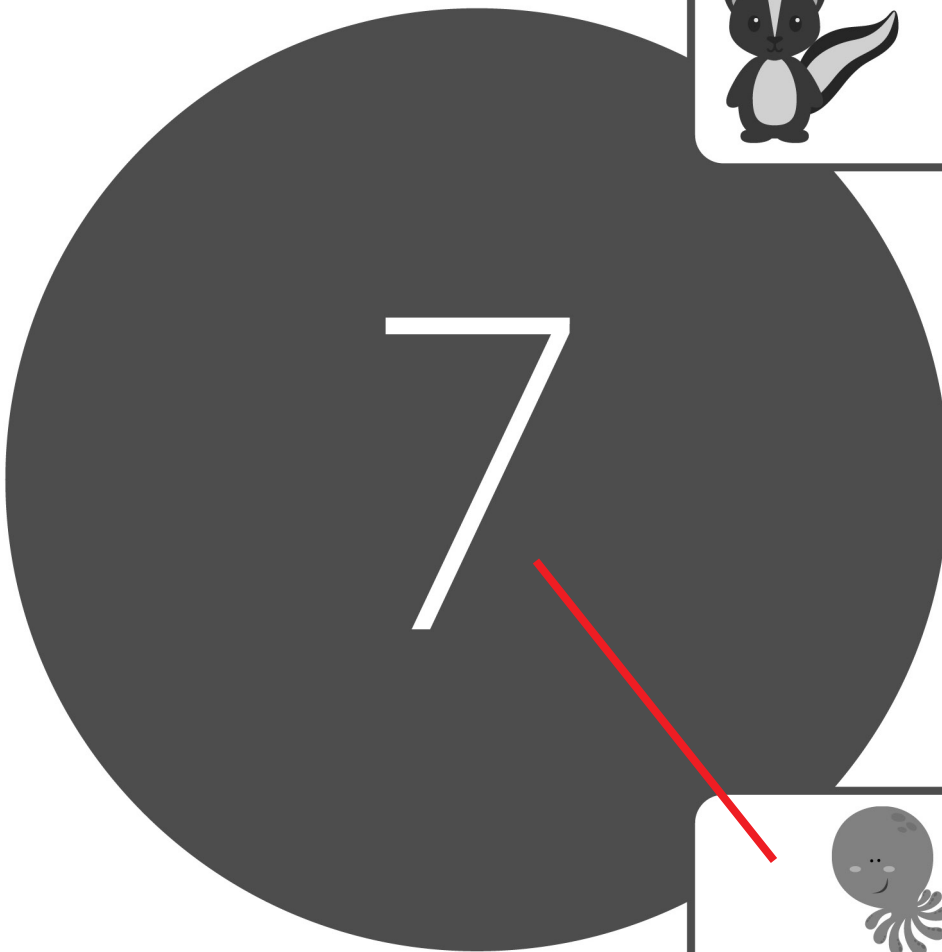
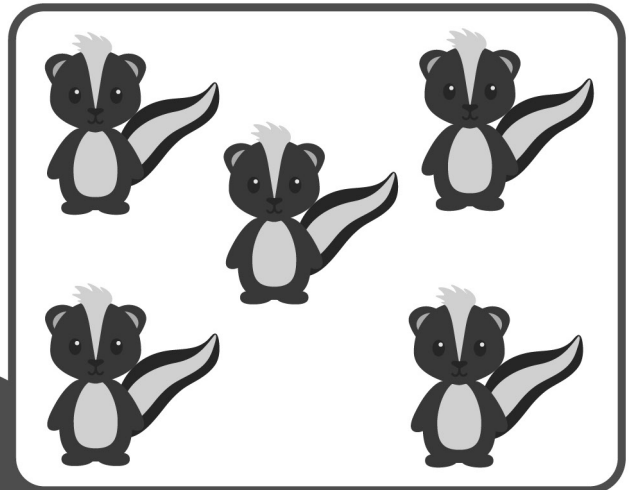
Understanding Numbers 7 and 8

Help your child trace the number 7 with their finger. Then help them trace it with their pencil. Have your child colour 7 dogs.



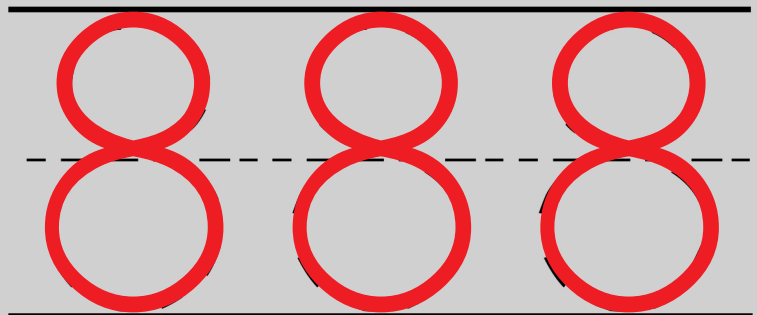
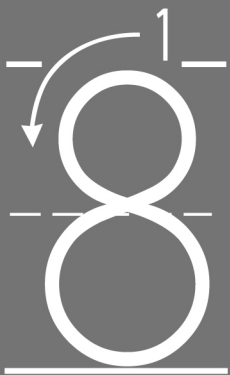

Understanding Numbers 7 and 8

Practise counting. Help your child draw a line from the number 7 to the box with 7 items.



Understanding Numbers 7 and 8



Help your child trace the number 8 with their finger. Then help them trace it with their pencil.
Have your child colour 8 mice.



Understanding Numbers 7 and 8

Practise counting. Help your child draw a line from the number 8 to the box with 8 items.

8




Counting Numbers 7 and 8


Seven or Eight?

Count the objects below. Help your child draw a line from the number to the correct box.

7



8




Counting Numbers 7 and 8


Seven or Eight?

Count the objects below. Help your child draw a line from the number to the correct box.

7

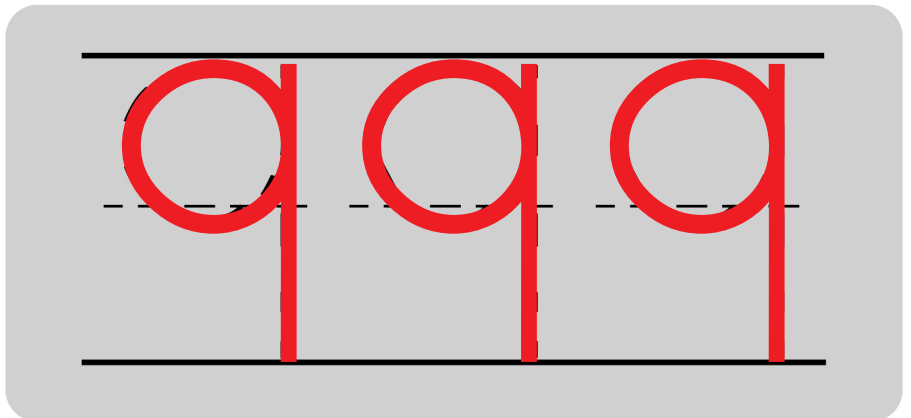
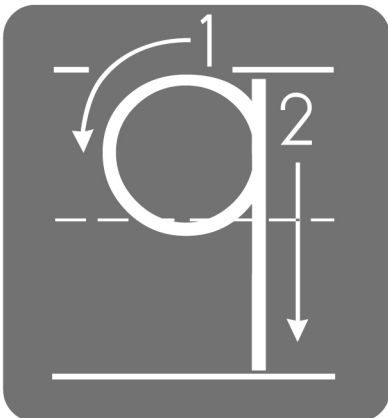



8




Understanding Numbers 9 and 10

Help your child trace the number 9 with their finger. Then help them trace it with their pencil.
Have your child colour 9 dinosaurs.



Understanding Numbers 9 and 10

Practise counting. Help your child draw a line from the number 9 to the box with 9 items.

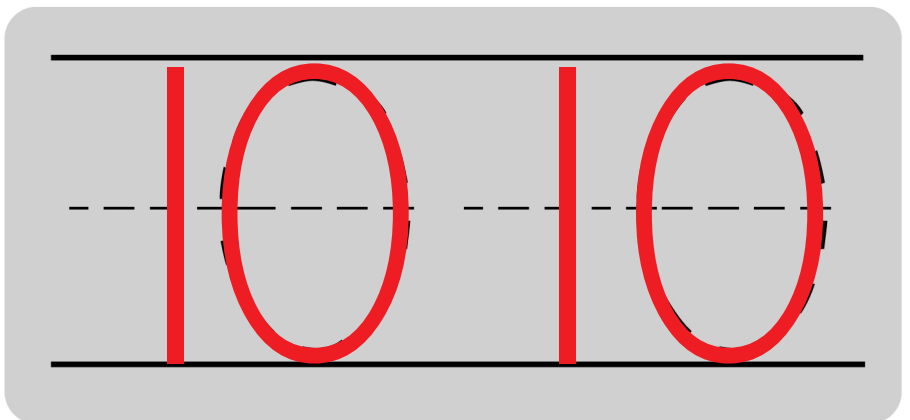
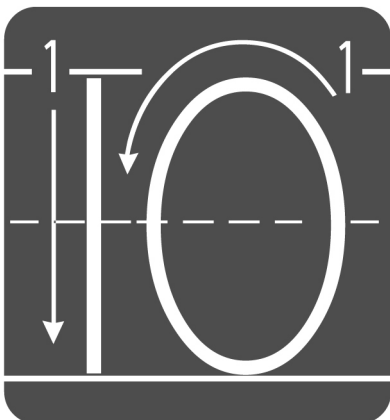





9




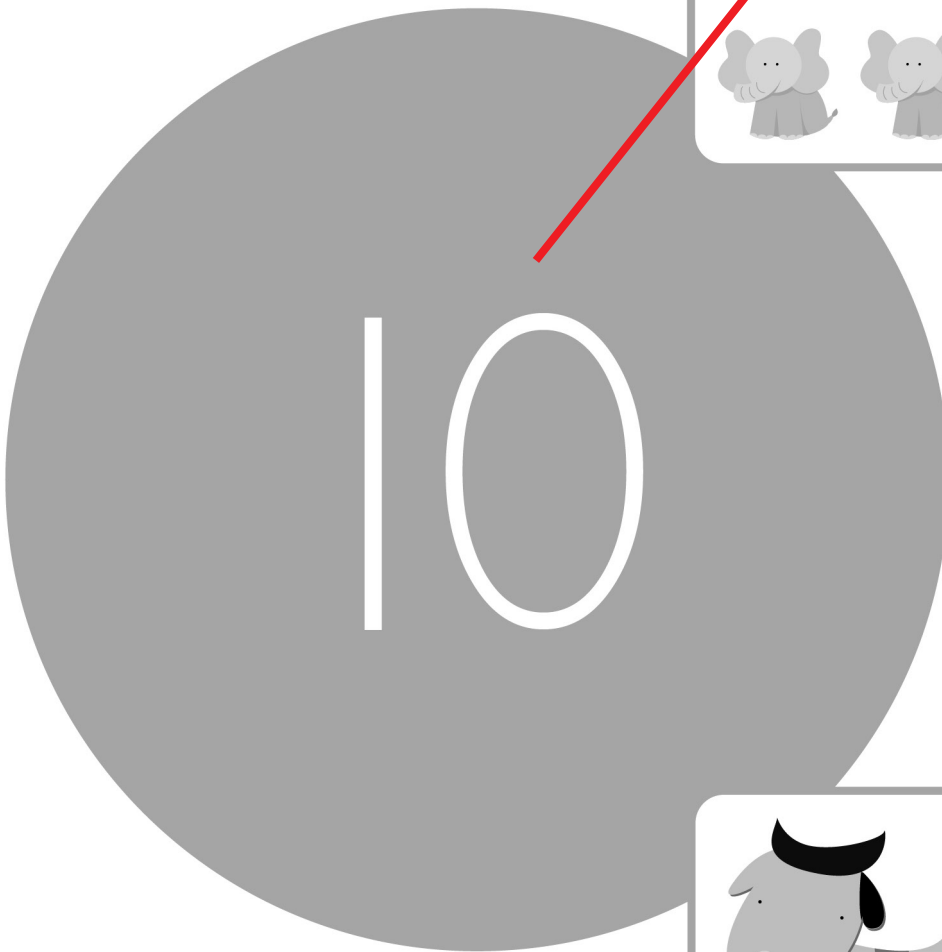

Understanding Numbers 9 and 10

Help your child trace the number 10 with their finger. Then help them trace it with their pencil. Have your child colour 10 caterpillars.



Understanding Numbers 9 and 10

Practise counting. Help your child draw a line from the number 10 to the box with 10 items.




Counting Numbers 9 and 10


Nine or Ten?

Count the objects below. Help your child draw a line from the number to the correct box.

9



10




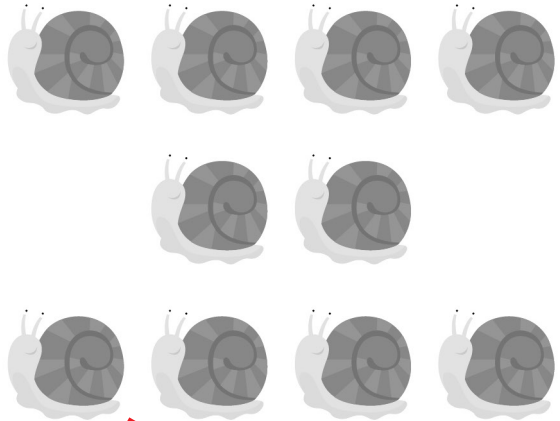
Counting Numbers 9 and 10

Nine or Ten?

Count the objects below. Help your child draw a line from the number to the correct box.

9

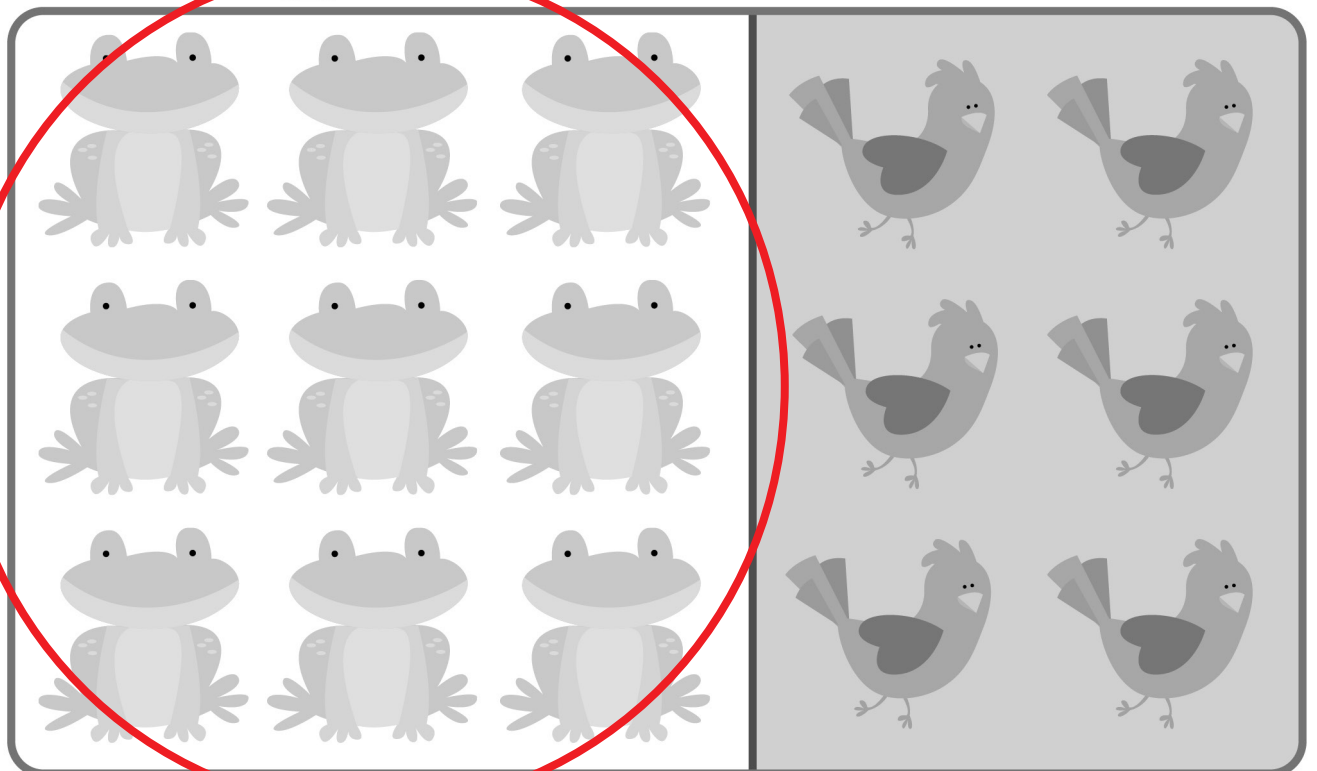

10



Number Sense

More

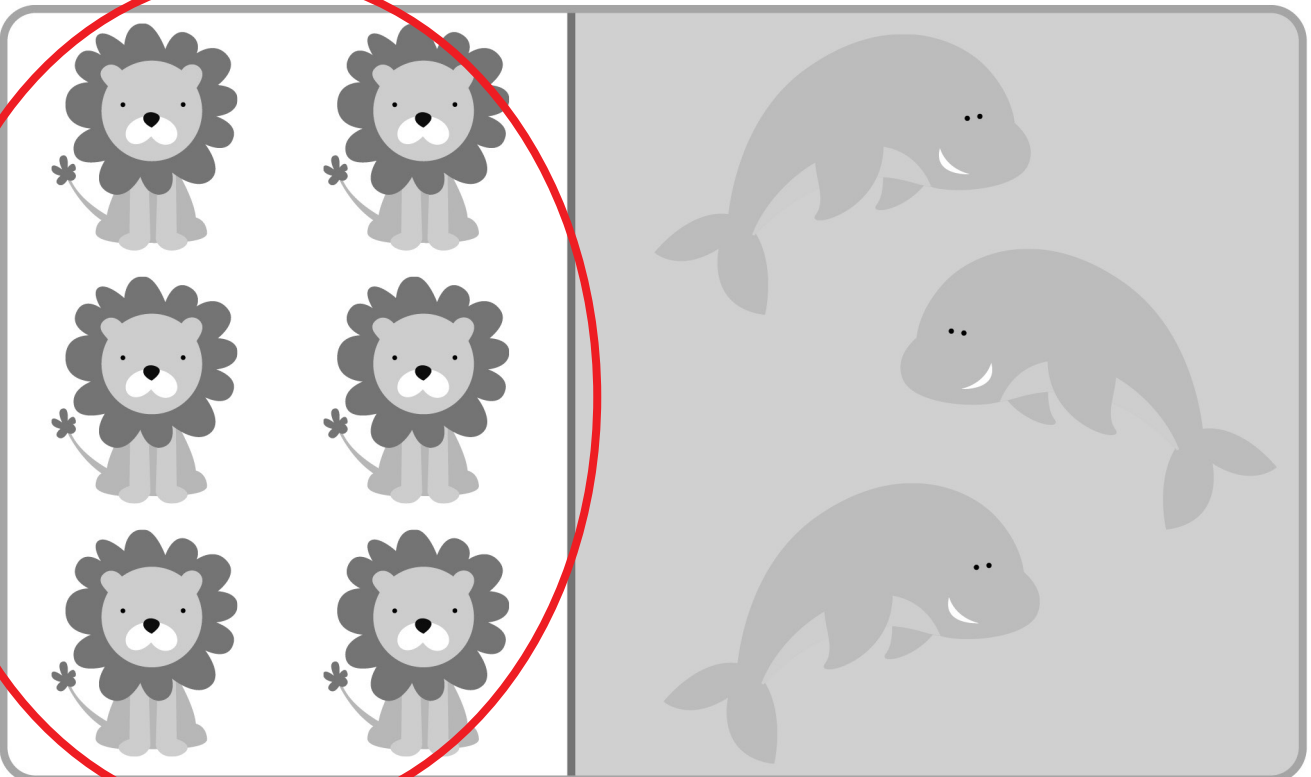

Count the pictures in the boxes. Have your child circle the boxes below that have more animals.



Number Sense

More

Count the pictures in the boxes. Have your child circle the boxes below that have more animals.




Shapes

What Shape Is This?

This is a circle.

Help your child trace the circles and then colour them.




Shapes

What Shape Is This?

This is a square.

Help your child trace the squares and then colour them.






Shapes

What Shape Is This?

This is a triangle.

Help your child trace the triangles and then colour them.



Shapes

What Shape Is This?

This is a rectangle.


Help your child trace the rectangles and then colour them.



Understanding Measurement

Biggest


Have your child circle the biggest hedgehog in red.



Understanding Measurement

Smallest


Have your child circle the smallest rabbit in blue and then colour the rabbits.



Understanding Measurement

Biggest




Have your child circle the biggest cow in red and then colour the cows.



Understanding Measurement

Smallest







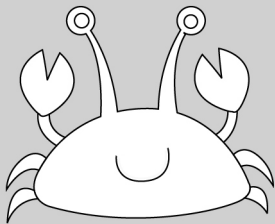
Have your child circle the smallest grasshopper in blue.



Categorizing

Same



Talk to your child about similarities. Point to the picture on the left and ask your child to point to the matching picture. Help them circle and colour the picture that is the same as the picture on the left.



Categorizing

Different

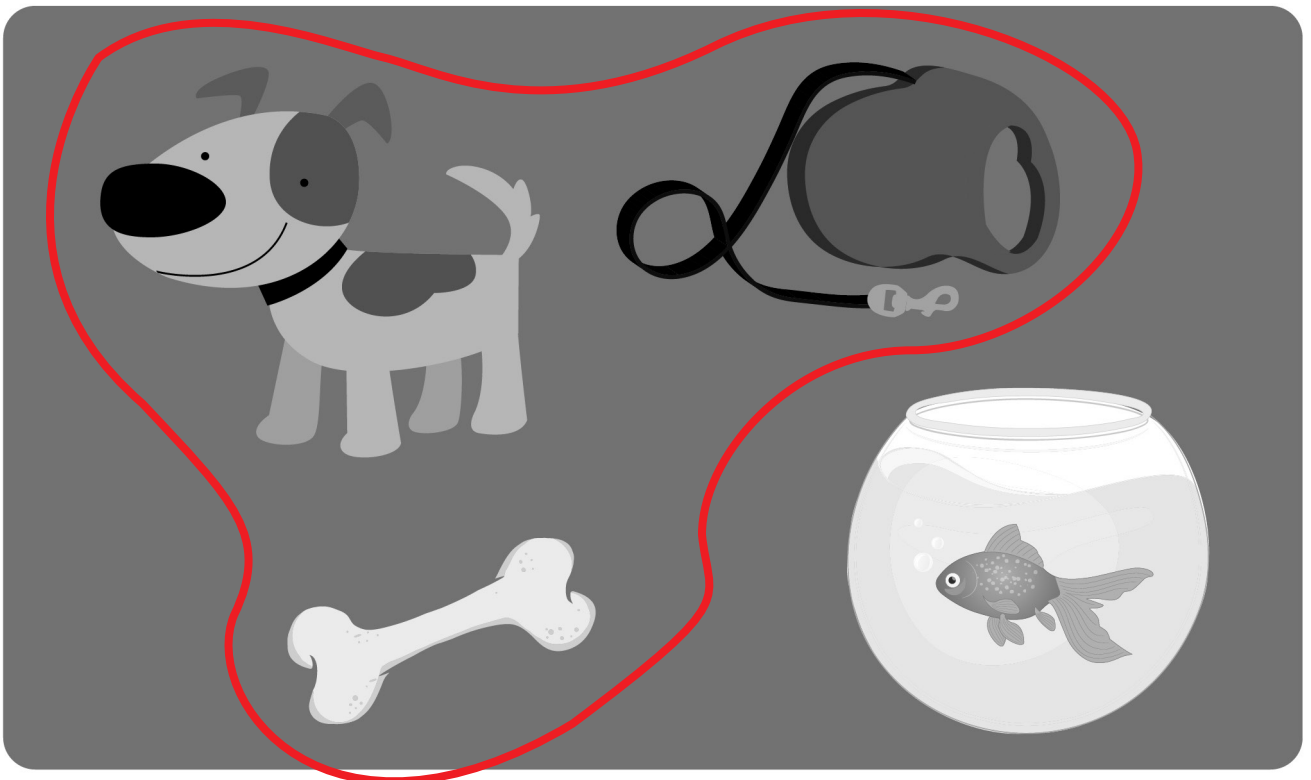
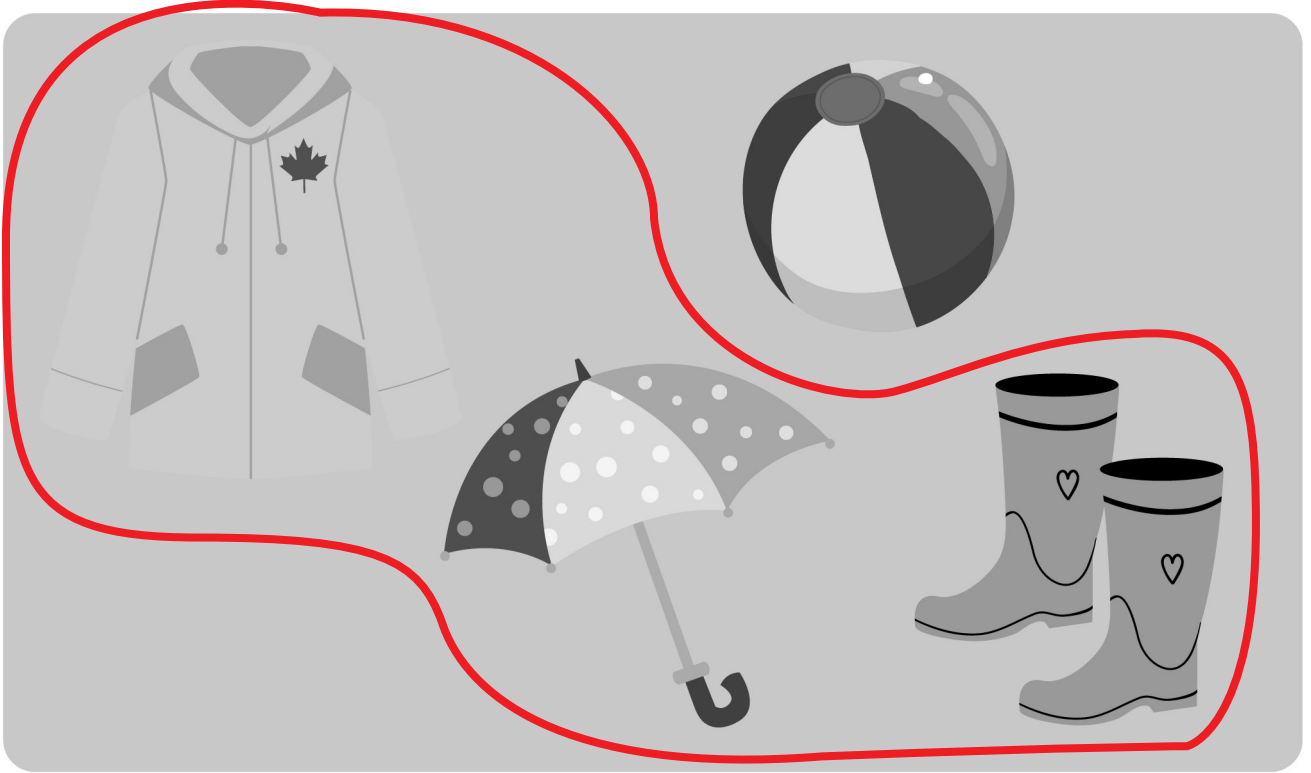
Help your child find the image that is different and circle it. Have your child colour the pictures that are the same.



Categorizing

Which Ones Go Together?


Have a discussion with your child about how things go together. Help your child circle all of the objects that go together.



Categorizing


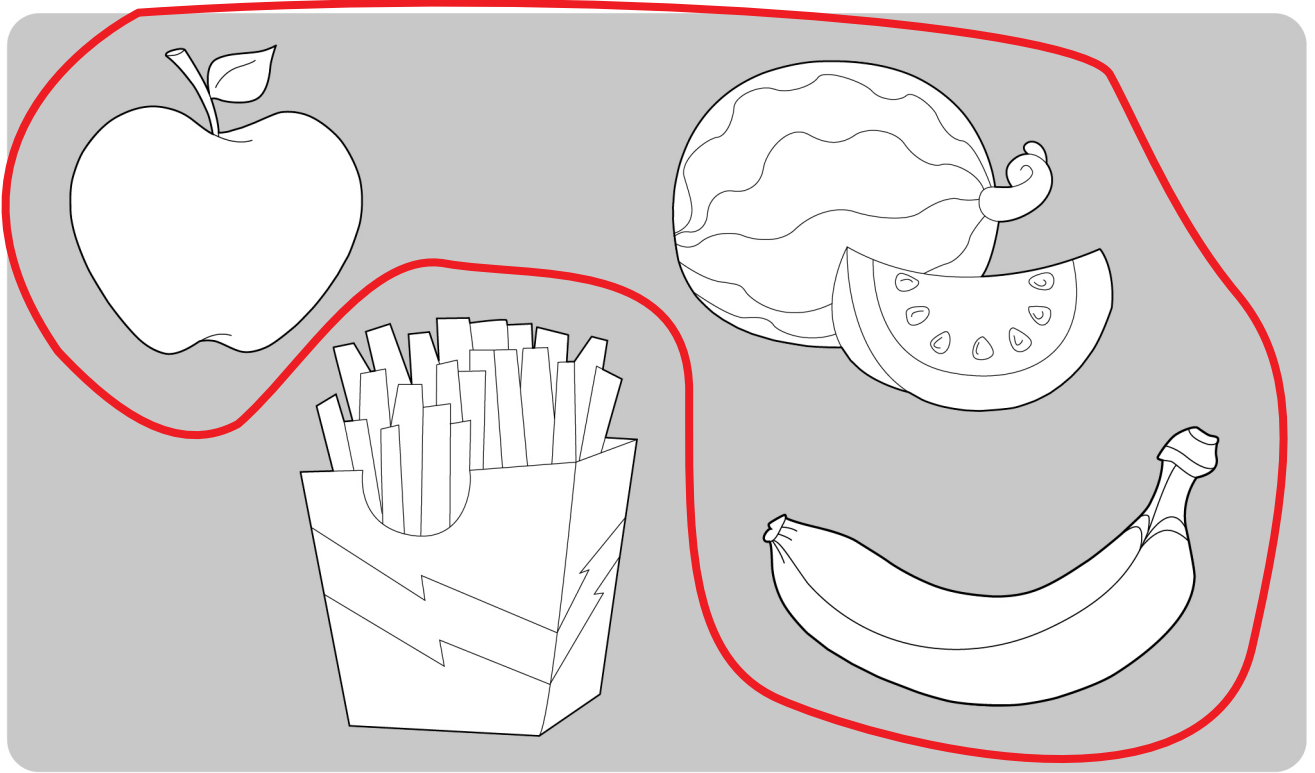
Which One Doesn't Belong?

Have a discussion with your child about how things go together. Help your child cross out the object that doesn't belong and colour the other pictures.




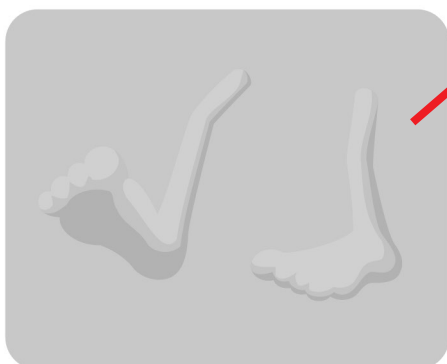



Categorizing

Have a discussion with your child about how things go together. Help your child circle all of the objects that go together and colour the pictures they circled.



Categorizing

Have a discussion with your child about how things go together. Help your child draw a line from the body part to the correct item of clothing.



Spatial Sense

In


Help your child circle the children who are in the pool.



Spatial Sense

Out


Help your child circle the dogs that are out of the doghouse and colour the picture.



Spatial Sense

Out

Help your child circle the children who are out of the bus. Have your child colour the picture.



Spatial Sense

In







Help your child circle the toys that are in the bathtub.



Sorting

Farm Animals








Help your child circle the animals that live on a farm.



Sorting

Zoo Animals








Help your child circle the animals that live in a zoo and colour them.



Sorting

Things That Fly


Help your child circle the things that can fly and colour them.



Sorting

Things That Swim


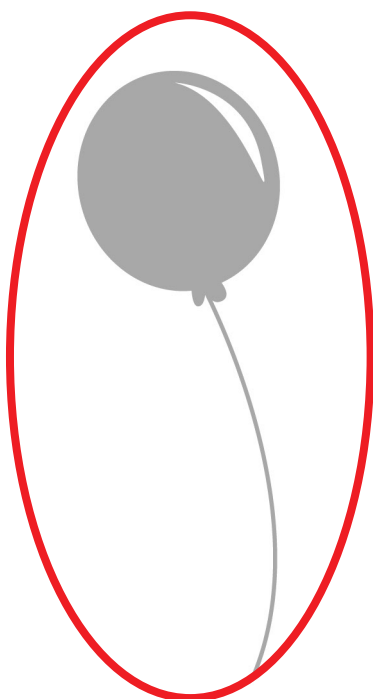

Help your child circle the things that can swim.



Sorting

Colour Sorting

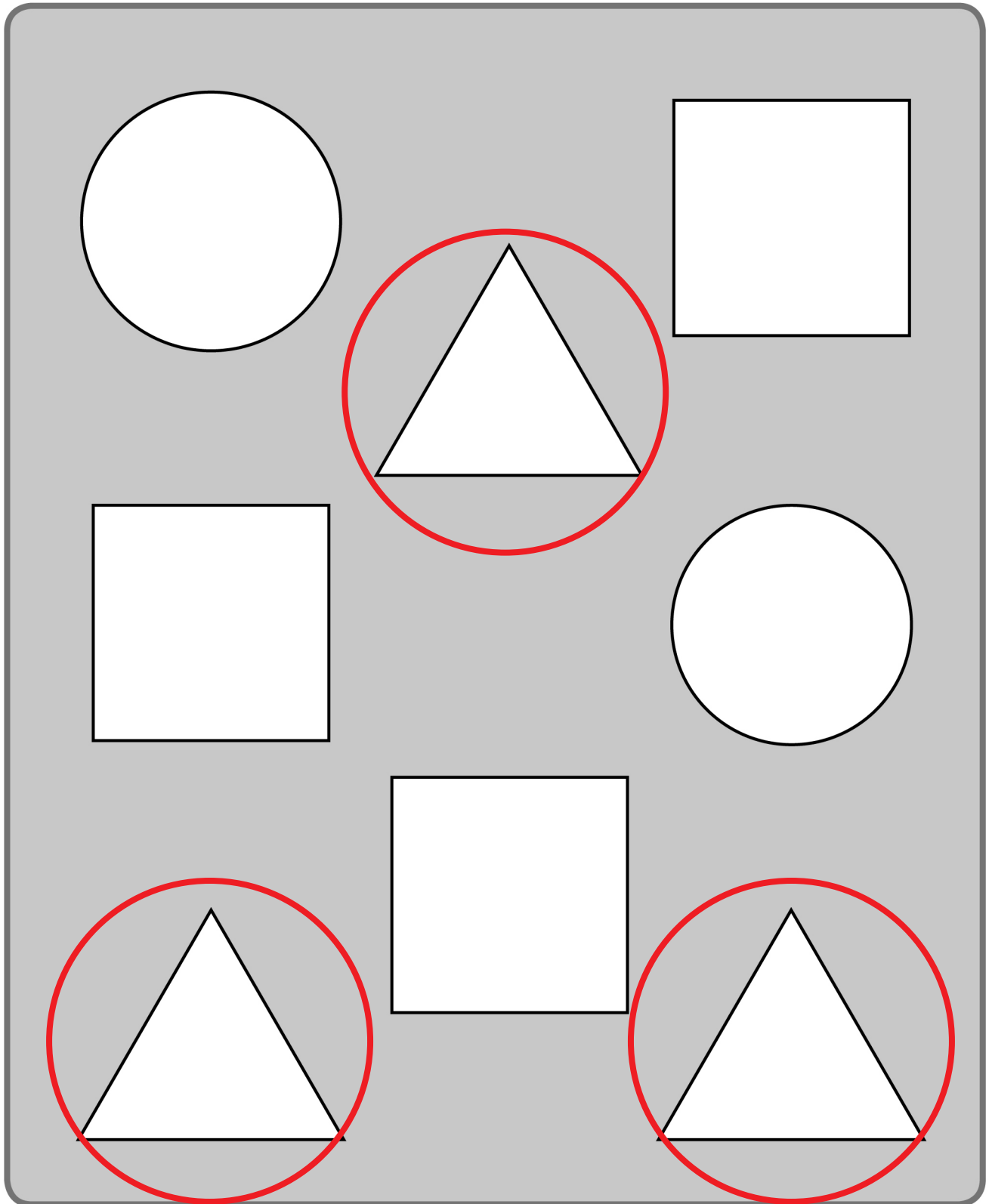
Help your child circle the objects that are blue.



Sorting

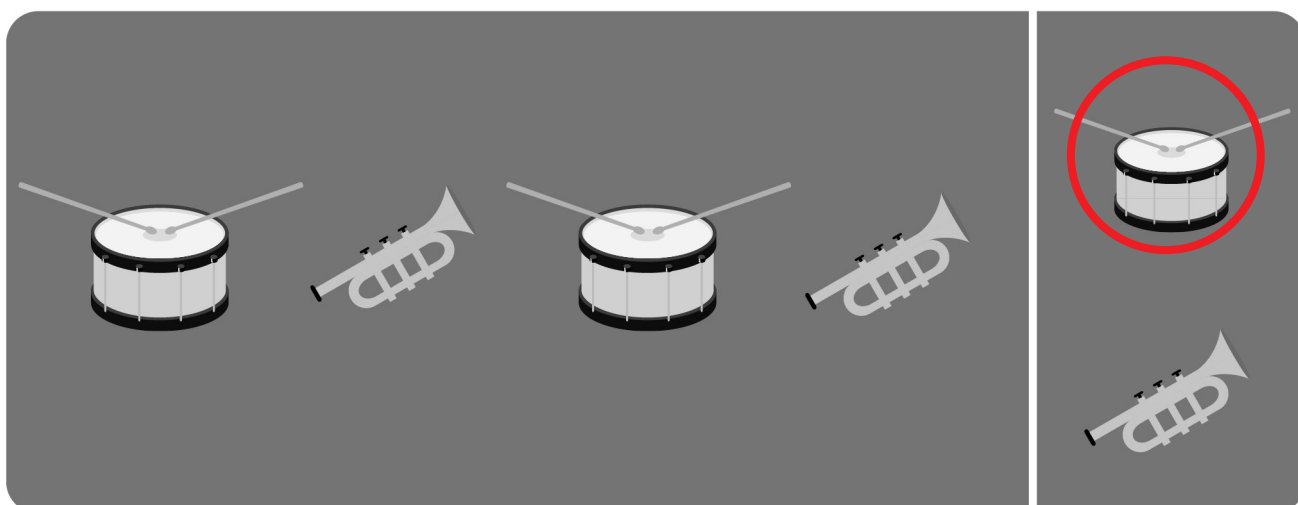


Shape Sorting

Help your child circle the triangles and colour them.






Patterns

Help your child circle the object that comes next in the pattern.



Patterns

Help your child circle the object that comes next in the pattern.



Summary of Concepts

Numbers, Shapes, and Sorting

Help your child circle the number that shows how old your child is.

1 2 3 4 5


Have your child colour the shapes. Use the key below:

Circle: GREEN

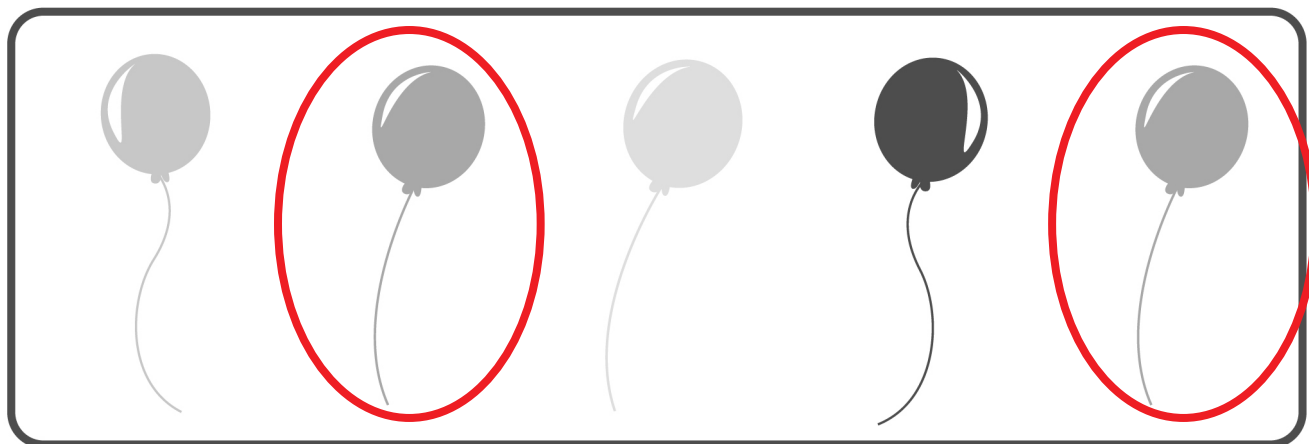
Square: YELLOW

Rectangle: BLUE

Triangle: RED




Help your child circle the balloons that are blue.



Summary of Concepts

Categories, Measurement, and Patterns

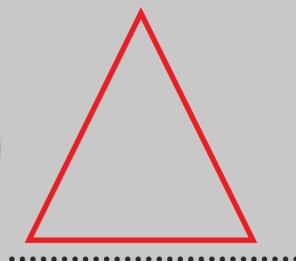

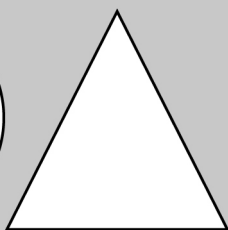


Help your child cross out the object that doesn't belong.




Help your child circle the flag that is the smallest.



Help your child draw the shape that comes next in the pattern and colour the shapes.





CERTIFICATE of Achievement



.....
has successfully completed
My First Numbers Workbook

Date

.....

Parent's Signature

.....

