

# PRE-K Reading Readiness

Prekindergarten

READY TO LEARN™

The  
Canadian  
Curriculum  
Series

## Reading

### Letter Sounds

#### I and J

Have your child trace the letters with their finger. Then read the lyrics below. As you recite the lyrics, be sure to accentuate the letter sounds at the end.

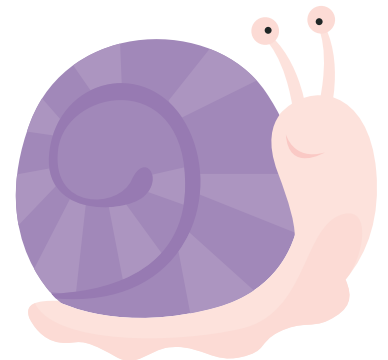
I is for island. Island, island, i-i-i.  
What other words begin with the I sound?



J is for jumping. Jumping, jumping, j-j-j.  
What other words begin with the J sound?



- Develops storytelling
- Develops letter and sound recognition
- Develops reading readiness skills



# PRE-K Reading Readiness

Prekindergarten

READY TO LEARN™



# Reading

## Table of Contents

|                            |    |
|----------------------------|----|
| Pre-K Reading Readiness    | 2  |
| Letter Names and Sounds    | 3  |
| ABC Order                  | 42 |
| Beginning Sounds           | 46 |
| Reading Rhymes             | 50 |
| Sequencing                 | 56 |
| Summary of Concepts        | 62 |
| Certificate of Achievement | 64 |

# Pre-K Reading Readiness

Parents play a critical role in preparing young children for school. Creating a literacy rich environment with numerous books and opportunities to share reading and writing with your child is essential. The activities and games in this book will give you opportunities to support your child's acquisition of important emergent reading skills like print awareness, letter and letter sound recognition, phonics, and decoding skills.

Point to the words as you read aloud to your child. This allows them to see that each word you say corresponds to what is on the page. This helps them understand and practise one to one correspondence for when they begin to read on their own.



# Letter Names

Trace the letter A with your finger. Colour the letter.



Circle each letter A in red.

W

A

Q

C

V

R

S

Z

A

X

E

A




# Letter Names

Trace the letter B with your finger. Colour the letter.



Circle each letter B in red.






# Letter Sounds

## A and B

Short lyrics and songs will help your child learn the letter names and sounds, and they are fun! Have your child trace the letters with their finger. Then read the lyrics below. As you recite the lyrics, be sure to accentuate the letter sounds at the end.



A is for apple. Apple, apple, a-a-a.

What other words begin with the A sound?



B is for bear. Bear, bear, b-b-b.

What other words begin with the B sound?






# Letter Names

Trace the letter C with your finger. Colour the letter.



Circle each letter C in red.



# Letter Names

Trace the letter D with your finger. Colour the letter.



Circle each letter D in red.

N

S

D

H

D

F

J

R

T

C

D

B



# Letter Sounds

C and D

Have your child trace the letters with their finger. Then read the lyrics. As you recite the lyrics, be sure to accentuate the letter sounds at the end.




C is for cat. Cat, cat, c-c-c.

What other words begin with the C sound?




D is for dog. Dog, dog, d-d-d.

What other words begin with the D sound?





# Letter Names

Trace the letter E with your finger. Colour the letter.




Circle each letter E in red.




# Letter Names

Trace the letter F with your finger. Colour the letter.



Circle each letter F in red.





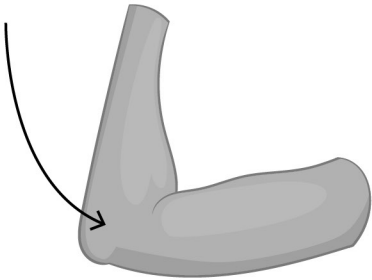
# Letter Sounds

E and F

Have your child trace the letters with their finger. Then read the lyrics. As you recite the lyrics, be sure to accentuate the letter sounds at the end.



E is for elbow. Elbow, elbow, e-e-e.

What other words begin with the E sound?



F is for frog. Frog, frog, f-f-f.

What other words begin with the F sound?





# Letter Names

Trace the letter G with your finger. Colour the letter.




Circle each letter G in red.



# Letter Names

Trace the letter H with your finger. Colour the letter.



Circle each letter H in red.

B

T

F

H

H

M

X

Y

U

V

P




H

# Letter Sounds


G and H

Have your child trace the letters with their finger. Then read the lyrics. As you recite the lyrics, be sure to accentuate the letter sounds at the end.

**G** is for grapes. Grapes, grapes, g-g-g.  
What other words begin with the G sound?

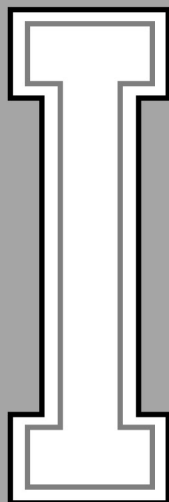


**H** is for hippo. Hippo, hippo, h-h-h.  
What other words begin with the H sound?



# Letter Names

Trace the letter I with your finger. Colour the letter.



Circle each letter I in red.

L



X

Z

C

N



T




S

P





K

# Letter Names

Trace the letter J with your finger. Colour the letter.



Circle each letter J in red.




# Letter Sounds

I and J

Have your child trace the letters with their finger. Then read the lyrics. As you recite the lyrics, be sure to accentuate the letter sounds at the end.


I is for island. Island, island, i-i-i.

What other words begin with the I sound?




J is for jumping. Jumping, jumping, j-j-j.

What other words begin with the J sound?







# Letter Names

Trace the letter K with your finger. Colour the letter.




Circle each letter K in red.



# Letter Names

Trace the letter L with your finger. Colour the letter.



Circle each letter L in red.

D

L

J

S

P

W

Z

L

F

T

L

Y

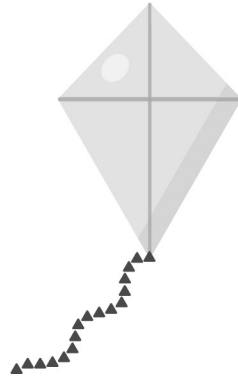


# Letter Sounds


K and L

Have your child trace the letters with their finger. Then read the lyrics. As you recite the lyrics, be sure to accentuate the letter sounds at the end.

**K** is for kangaroo. Kangaroo, kangaroo, k-k-k.  
What other words begin with the K sound?



**L** is for lion. Lion, lion, l-l-l.  
What other words begin with the L sound?





# Letter Names

Trace the letter M with your finger. Colour the letter.



Circle each letter M in red.




# Letter Names

Trace the letter N with your finger. Colour the letter.



Circle each letter N in red.





# Letter Sounds

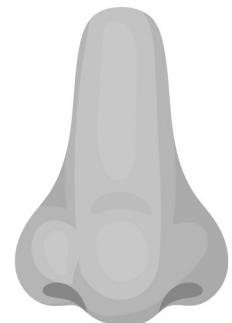

M and N

Have your child trace the letters with their finger. Then read the lyrics. As you recite the lyrics, be sure to accentuate the letter sounds at the end.

**M** is for monkey. Monkey, monkey, m-m-m.  
What other words begin with the M sound?




**N** is for necklace. Necklace, necklace, n-n-n.  
What other words begin with the N sound?






# Letter Names

Trace the letter O with your finger. Colour the letter.



Circle each letter O in red.



# Letter Names

Trace the letter P with your finger. Colour the letter.



Circle each letter P in red.

L

P

R

J

K

U

P

F

P

A

N

X




# Letter Sounds

O and P



Have your child trace the letters with their finger. Then read the lyrics. As you recite the lyrics, be sure to accentuate the letter sounds at the end.



is for octopus. Octopus, octopus, o-o-o.  
What other words begin with the O sound?



is for pencil. Pencil, pencil, p-p-p.  
What other words begin with the P sound?






# Letter Names

Trace the letter Q with your finger. Colour the letter.



Circle each letter Q in red.





# Letter Names

Trace the letter R with your finger. Colour the letter.



Circle each letter R in red.

A

Q

R

Z

R

O

B

P

T

Y

R


O

# Letter Sounds



Q and R

Have your child trace the letters with their finger. Then read the lyrics. As you recite the lyrics, be sure to accentuate the letter sounds at the end.

Q is for queen. Queen, queen, q-q-q.  
What other words begin with the Q sound?



R is for rabbit. Rabbit, rabbit, r-r-r.  
What other words begin with the R sound?



# Letter Names

Trace the letter S with your finger. Colour the letter.



Circle each letter S in red.

W

S

T

A

S

J

X

R

Y


C

P


N

# Letter Names

Trace the letter T with your finger. Colour the letter.



Circle each letter T in red.




# Letter Sounds

S and T

Have your child trace the letters with their finger. Then read the lyrics. As you recite the lyrics, be sure to accentuate the letter sounds at the end.



S is for snake. Snake, snake, s-s-s.

What other words begin with the S sound?



T is for turtle. Turtle, turtle, t-t-t.

What other words begin with the T sound?






# Letter Names

Trace the letter U with your finger. Colour the letter.



Circle each letter U in red.



# Letter Names

Trace the letter V with your finger. Colour the letter.



Circle each letter V in red.





# Letter Sounds


U and V

Have your child trace the letters with their finger. Then read the lyrics. As you recite the lyrics, be sure to accentuate the letter sounds at the end.

U is for umbrella. Umbrella, umbrella, u-u-u.  
What other words begin with the U sound?



V is for violin. Violin, violin, v-v-v.  
What other words begin with the V sound?







# Letter Names

Trace the letter W with your finger. Colour the letter.



Circle each letter W in red.




# Letter Names

Trace the letter X with your finger. Colour the letter.



Circle each letter X in red.





# Letter Sounds

W and X

Have your child trace the letters with their finger. Then read the lyrics. As you recite the lyrics, be sure to accentuate the letter sounds at the end.

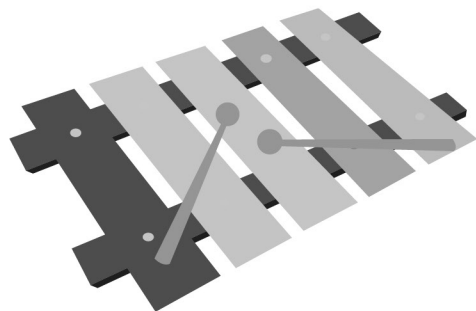
W is for walrus. Walrus, walrus, w-w-w.

What other words begin with the W sound?




X is for x-ray. X-ray, x-ray, x-x-x.

What other words begin with the X sound?



# Letter Names

Trace the letter Y with your finger. Colour the letter.



Circle each letter Y in red.

O

P

A

Y

Y

R

W

U

L


H

Y

Z

# Letter Names

Trace the letter Z with your finger. Colour the letter.



Circle each letter Z in red.

C

Z

R

Y

Z

W

T

P

S

Z

D

N



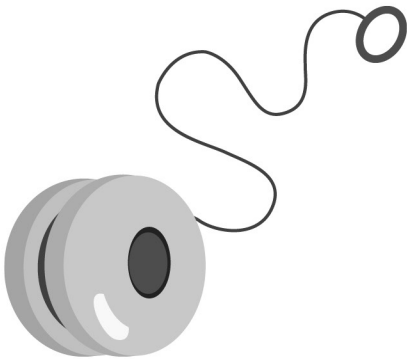
# Letter Sounds

Y and Z

Have your child trace the letters with their finger. Then read the lyrics. As you recite the lyrics, be sure to accentuate the letter sounds at the end.


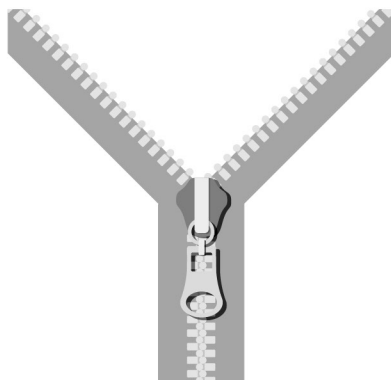
Y is for yo-yo. Yo-yo, yo-yo, y-y-y.

What other words begin with the Y sound?



Z is for zebra. Zebra, zebra, z-z-z.

What other words begin with the Z sound?



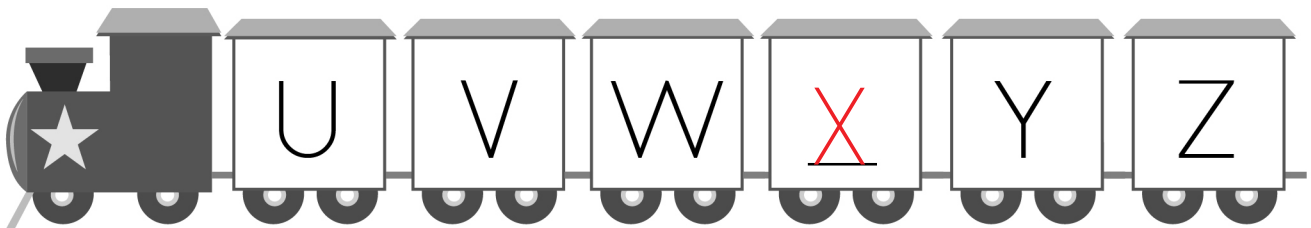

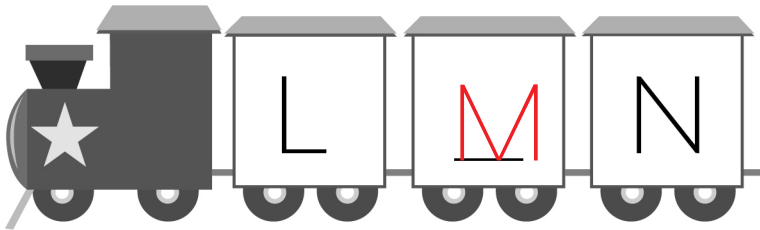
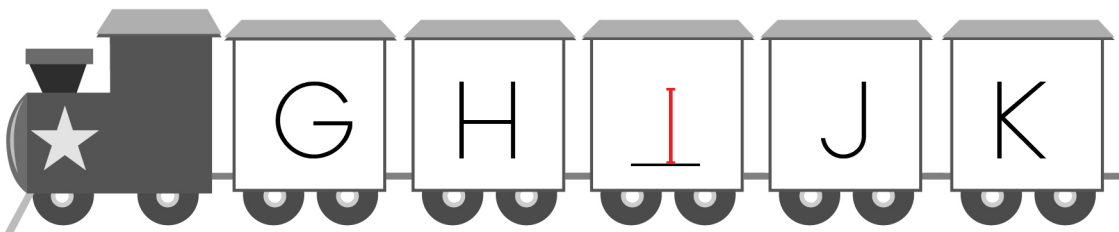

# ABC Order

Sing the ABC song and point to the letters. Write the missing letters on the blank shells.



# ABC Order


Sing the ABC song and point to the letters. Write the missing letters in the blank train cars.





# ABC Order

Sing the ABC song and point to the letters. Write the missing letters on the blank quilt squares.







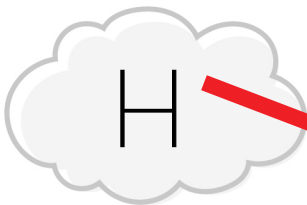



# ABC Order

Sing the ABC song and point to the letters. Write the missing letters on the blank books.











# Beginning Sounds

Point to each letter and identify the letter and its sound. Then point to the pictures and say their names. Help your child to identify which picture begins with that sound. Have them draw a line from the letter to the picture that begins with that sound.





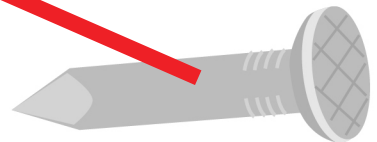





# Beginning Sounds

Point to each letter and identify the letter and its sound. Then point to the pictures and say their names. Help your child to identify which picture begins with that sound. Have them draw a line from the letter to the picture that begins with that sound.





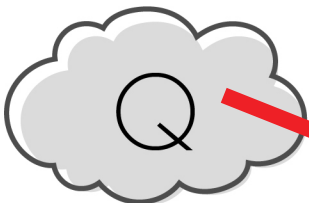
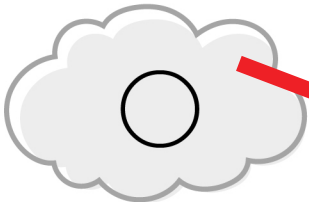


# Beginning Sounds

Point to each letter and identify the letter and its sound. Then point to the pictures and say their names. Help your child to identify which picture begins with that sound. Have them draw a line from the letter to the picture that begins with that sound.



# Beginning Sounds


Point to each letter and identify the letter and its sound. Then point to the pictures and say their names. Help your child to identify which picture begins with that sound. Have them draw a line from the letter to the picture that begins with that sound.



# Reading Rhymes

Rhyming is an important emergent reading skill. Help your child listen for words that sound the same in the poems below. Read the poem aloud and repeat the words that rhyme. Then help your child circle the words that rhyme.

"I wish," said the fish,  
"I could eat from a dish!"



# Reading Rhymes

Read the poem aloud and repeat the words that rhyme. Then help your child circle the words that rhyme.

A bird on a wing  
Can sing anything.  
A bird on a bush  
Will tell him to shush





# Reading Rhymes


Read the poem aloud and repeat the words that rhyme. Then help your child circle the words that rhyme.

Ding-dong  
Rang the gong.  
Dinner is ready.  
Now come along.



# Reading Rhymes

Read the poem aloud and repeat the words that rhyme. Then help your child circle the words that rhyme.



Crunch, crunch  
I love to munch  
A bunch of carrots  
To eat for lunch.



# Reading Rhymes

Read the poem aloud and repeat the words that rhyme. Then help your child circle the words that rhyme.

Little Joan  
Sat all alone  
Licking away  
At her ice-cream cone



# Reading Rhymes

Read the poem aloud and repeat the words that rhyme. Then help your child circle the words that rhyme.


Yuck!  
A duck fell in the muck  
And got totally stuck.  
What bad luck!




# Sequencing

What Happens Next in the Story?

Sequencing is a foundational reading comprehension skill. Talk to your child about what is happening in the pictures below and help them predict what comes next in the story.




Circle the picture that comes next in the story.



# Sequencing

What Happens Next in the Story?

Talk to your child about what is happening in the pictures below and help them predict what comes next in the story.



Circle the picture that comes next in the story.





# Sequencing

What Happens Next in the Story?

Talk to your child about what is happening in the pictures below and help them predict what comes next in the story.



Circle the picture that comes next in the story.



# Sequencing

What Happens Next in the Story?

Talk to your child about what is happening in the pictures below and help them predict what comes next in the story.

1



2



Circle the picture that comes next in the story.





# Sequencing

What Happens Next in the Story?

Talk to your child about what is happening in the pictures below and help them predict what comes next in the story.

1



2



Circle the picture that comes next in the story.



# Sequencing

What Happens Next in the Story?

Talk to your child about what is happening in the pictures below and help them predict what comes next in the story.







Circle the picture that comes next in the story.




# Summary of Concepts

## Letter Names and Sounds

Draw a line from the letter to the object that begins with that sound.



Write the letter for the beginning sound of the pictures below.




Bee



Lion

# Summary of Concepts


## Rhyming and Sequencing




Circle the words that rhyme.


I see a cat  
How about that!

Draw a line to the picture that comes next.





# CERTIFICATE of Achievement



.....  
has successfully completed  
**Pre-K Reading Readiness**

Date .....

Parent's Signature .....

