

K

Writing Readiness

Kindergarten

READY TO LEARN™


The
Canadian
Curriculum
Series

Writing

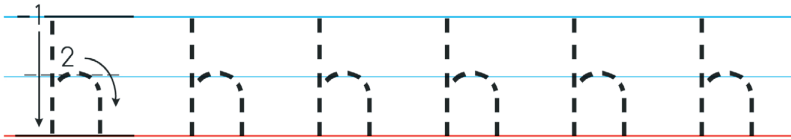
Lowercase Letter Practice

Letter h


Trace the letter h with your finger.




Trace the letter h with your pencil on the lines below.



Practise writing the letter h on the lines below.



- Introduces word and sentence writing
- Introduces story writing
- Develops letter writing skills



K

Writing Readiness

Kindergarten

READY TO LEARN™



The
Canadian
Curriculum
Series

Writing

Table of Contents

Kindergarten Writing Readiness	2
Fine Motor Activity	3
Uppercase Letter Practice	4
Lowercase Letter Practice	30
Matching Uppercase and Lowercase	56
Sight Words	57
Writing Sentences	58
Making a List	60
Writing a Story	61
Summary of Concepts	62
Certificate of Achievement	64

Kindergarten Writing Readiness

Learning to write letters, words, and sentences can be challenging. It requires fine motor skills to be developed and visual spatial abilities to be fine-tuned. We teach handwriting in developmental order, beginning with capital letters followed by lowercase letters. There are lots of fun fine motor activities you can do with your child along the way.

Pipe Cleaners and Buttons

Put the pipe cleaners through the holes in the buttons. String as many as you can.

Make them into bracelets and necklaces for fun!

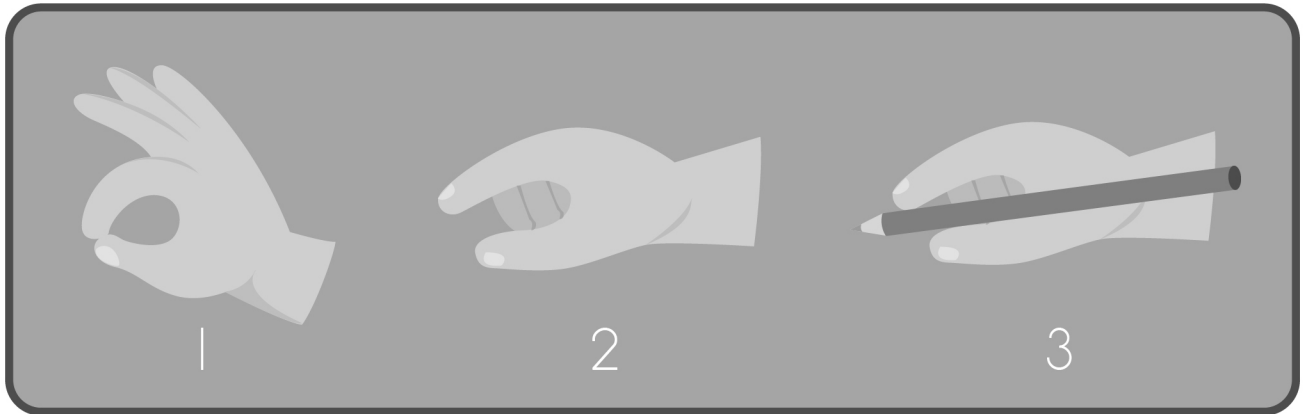


Fine Motor Activity

Practising Proper Pencil Grip

A-OK Grip

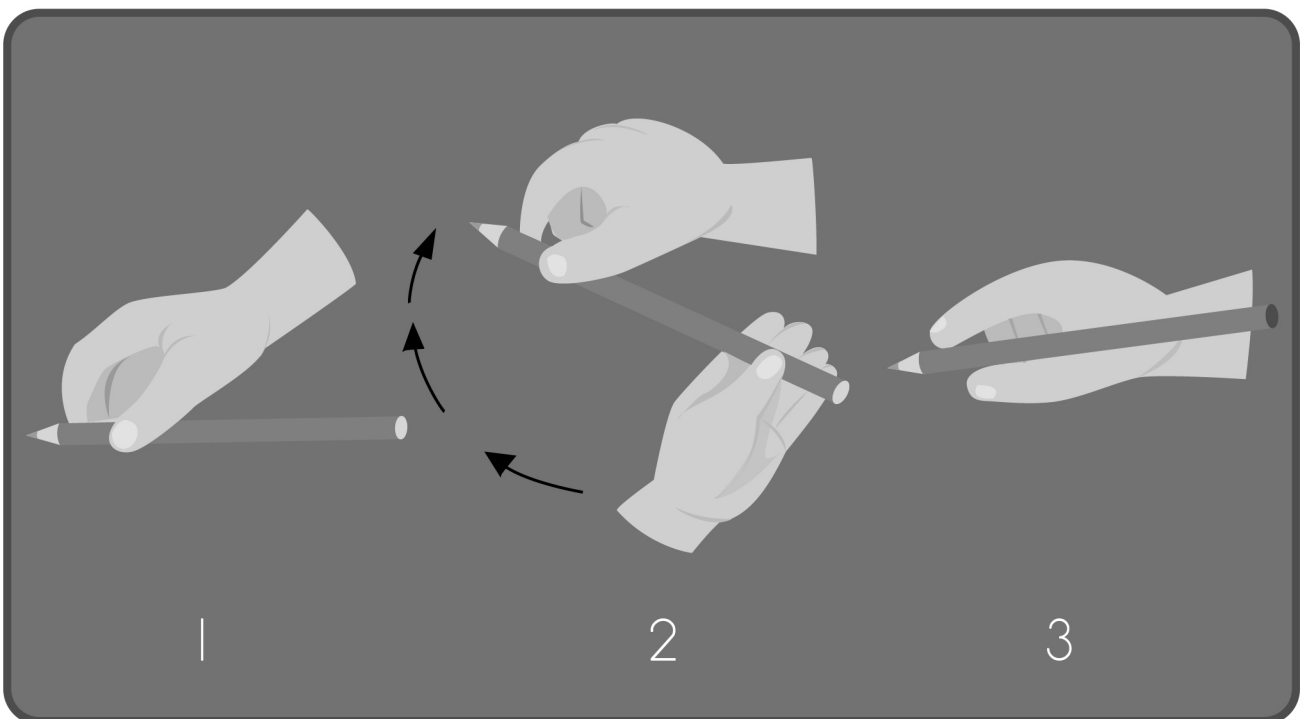
Have your child make an "ok" sign with their fingers. Have them open their finger and thumb slightly and then pinch the pencil with their first finger and thumb and fold the other fingers under. This works for children who are left-handed or right-handed.



Flip the Pencil Trick

Have your child pick up the pencil with their first two fingers and thumb. Be sure to have them pick it up close to the tip of the pencil.

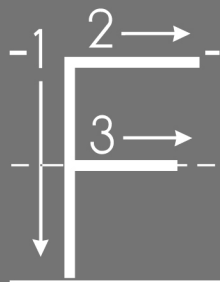
Maintaining their grip, have them use their other hand to flip the pencil around until it is in the proper position.



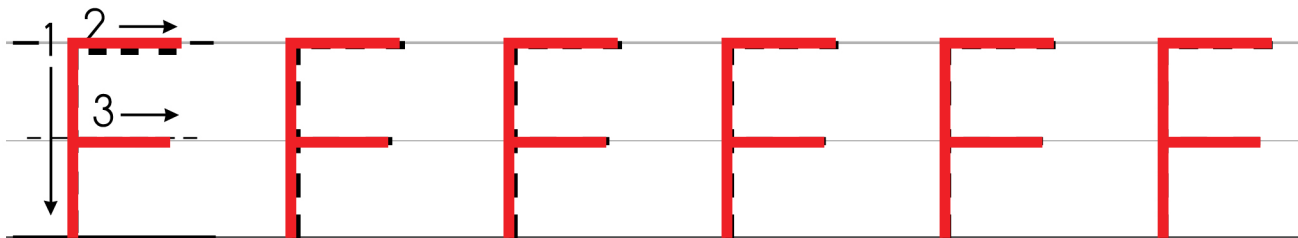
Uppercase Letter Practice

Letter F


Trace the letter F with your finger.



Trace the letter F with your pencil on the lines below.



Practise writing the letter F on the lines below.



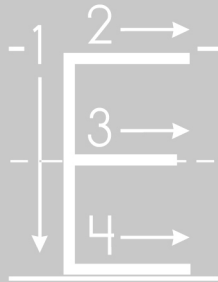
Draw a picture of something that starts with the letter F, like a fox or a friend.




Uppercase Letter Practice

Letter E

Trace the letter E with your finger.




Trace the letter E with your pencil on the lines below.



Practise writing the letter E on the lines below.



Draw a picture of something that starts with the letter E, like an elephant or an eagle.




Uppercase Letter Practice

Letter D

Trace the letter D with your finger.




Trace the letter D with your pencil on the lines below.



Practise writing the letter D on the lines below.



Draw a picture of something that starts with the letter D, like a dog or a donut.



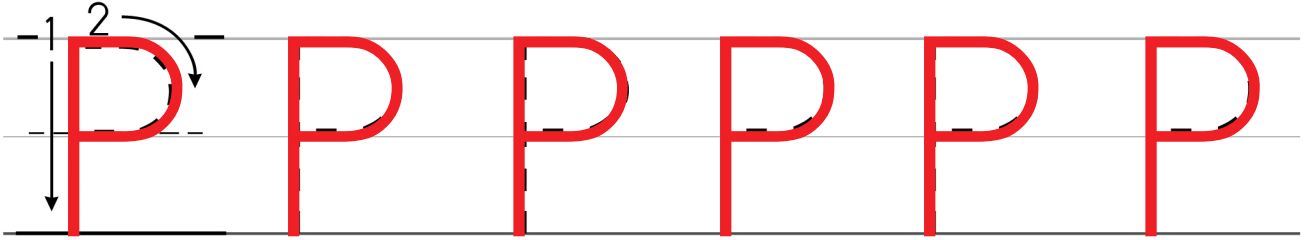
Uppercase Letter Practice

Letter P

Trace the letter P with your finger.



Trace the letter P with your pencil on the lines below.



Practise writing the letter P on the lines below.



Draw a picture of something that starts with the letter P, like a pumpkin or a person.




Uppercase Letter Practice

Letter B

Trace the letter B with your finger.



Trace the letter B with your pencil on the lines below.



Practise writing the letter B on the lines below.



Draw a picture of something that starts with the letter B, like a boat or a balloon.



Uppercase Letter Practice

Letter R

Trace the letter R with your finger.



Trace the letter R with your pencil on the lines below.



Practise writing the letter R on the lines below.



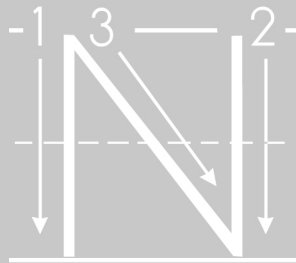
Draw a picture of something that starts with the letter R, like a rabbit or a rainbow.



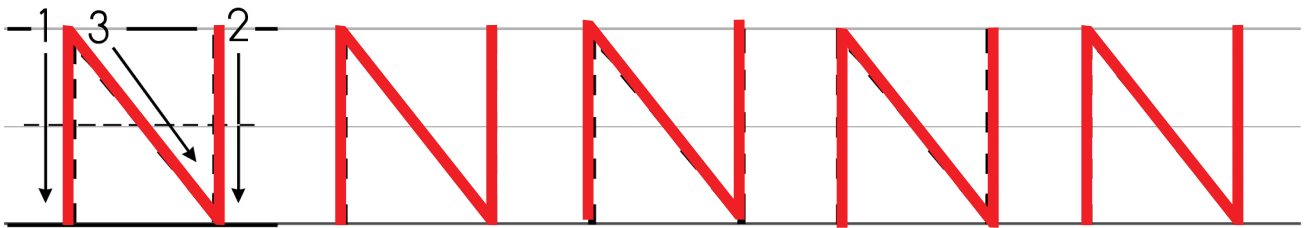
Uppercase Letter Practice

Letter N


Trace the letter N with your finger.



Trace the letter N with your pencil on the lines below.



Practise writing the letter N on the lines below.



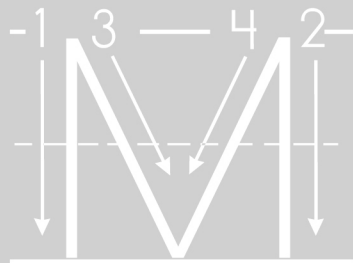
Draw a picture of something that starts with the letter N, like a nest or a net.



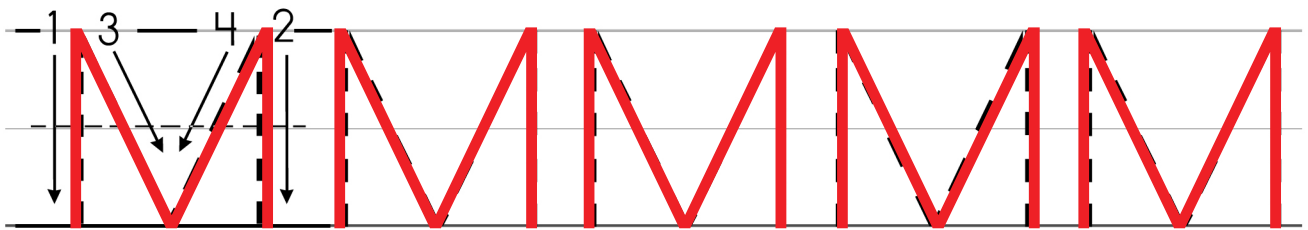
Uppercase Letter Practice

Letter M

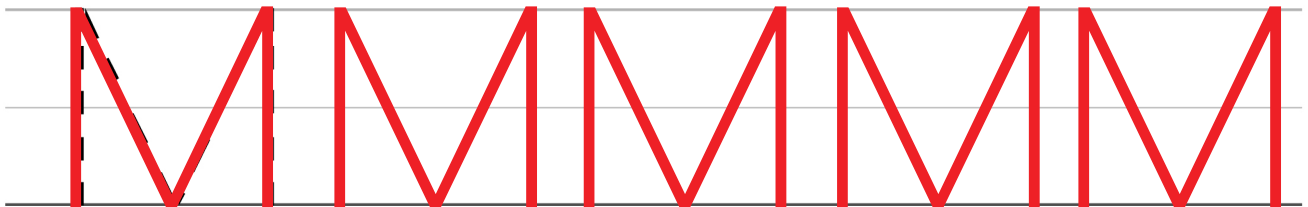
Trace the letter M with your finger.



Trace the letter M with your pencil on the lines below.



Practise writing the letter M on the lines below.



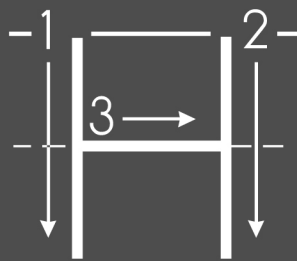
Draw a picture of something that starts with the letter M, like a map or a monkey.



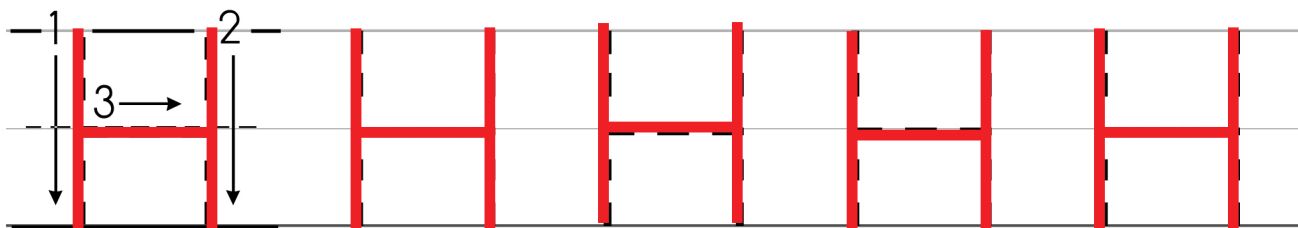
Uppercase Letter Practice

Letter H

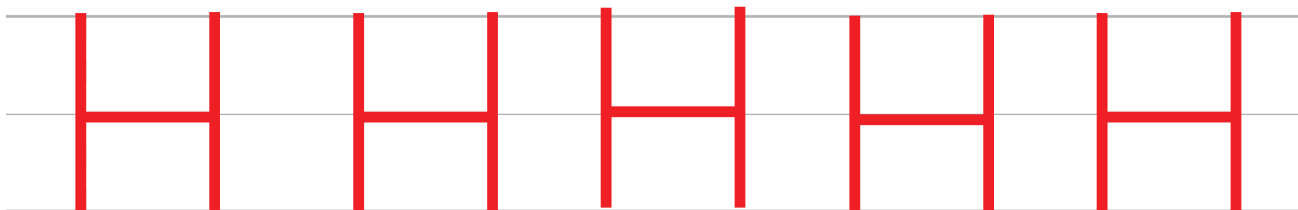
Trace the letter H with your finger.



Trace the letter H with your pencil on the lines below.



Practise writing the letter H on the lines below.



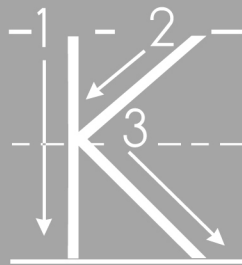
Draw a picture of something that starts with the letter H, like a house or a hippo.



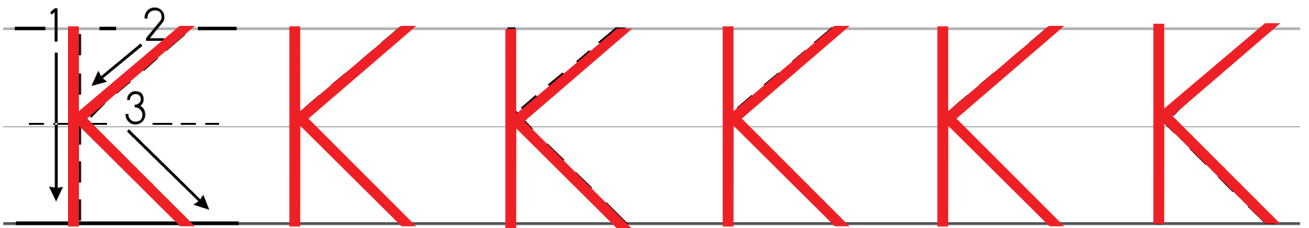
Uppercase Letter Practice

Letter K

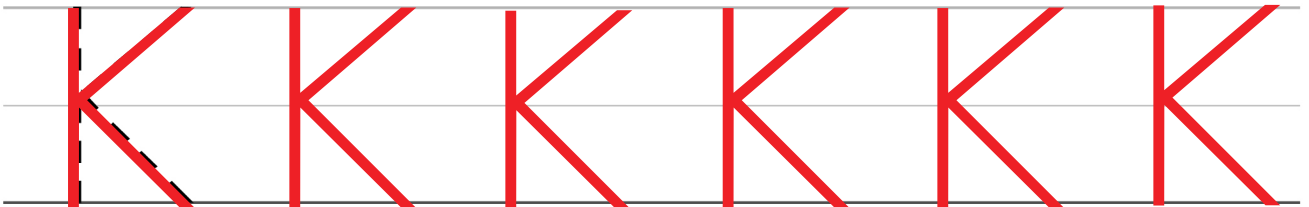
Trace the letter K with your finger.



Trace the letter K with your pencil on the lines below.



Practise writing the letter K on the lines below.



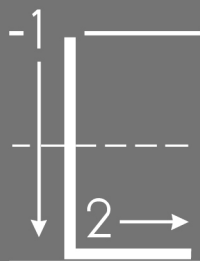
Draw a picture of something that starts with the letter K, like a kite or a kangaroo.



Uppercase Letter Practice

Letter L


Trace the letter L with your finger.



Trace the letter L with your pencil on the lines below.



Practise writing the letter L on the lines below.



Draw a picture of something that starts with the letter L, like a lemon or a lion.




Uppercase Letter Practice

Letter U


Trace the letter U with your finger.



Trace the letter U with your pencil on the lines below.



Practise writing the letter U on the lines below.



Draw a picture of something that starts with the letter U, like an umbrella or a unicorn.



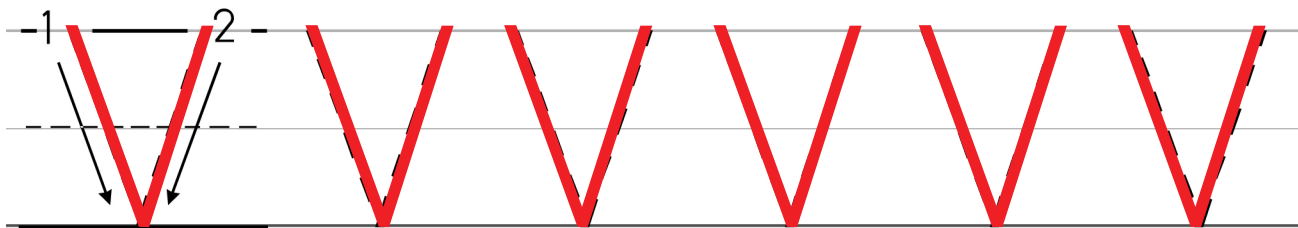
Uppercase Letter Practice

Letter V

Trace the letter V with your finger.



Trace the letter V with your pencil on the lines below.



Practise writing the letter V on the lines below.



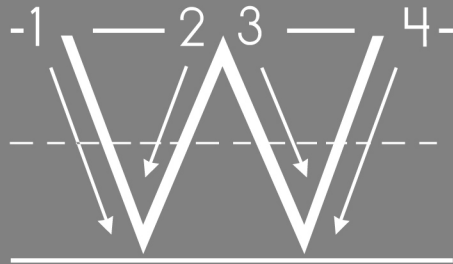
Draw a picture of something that starts with the letter V, like a vase or a van.



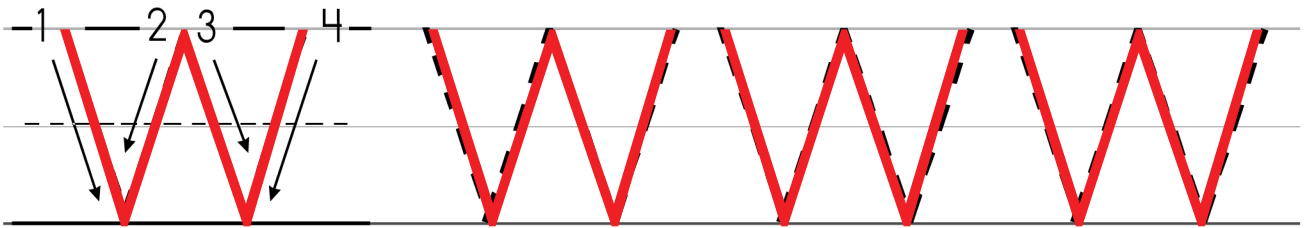
Uppercase Letter Practice

Letter W

Trace the letter W with your finger.



Trace the letter W with your pencil on the lines below.



Practise writing the letter W on the lines below.



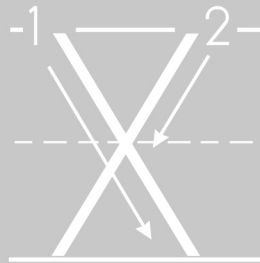
Draw a picture of something that starts with the letter W, like a walrus or a watermelon.



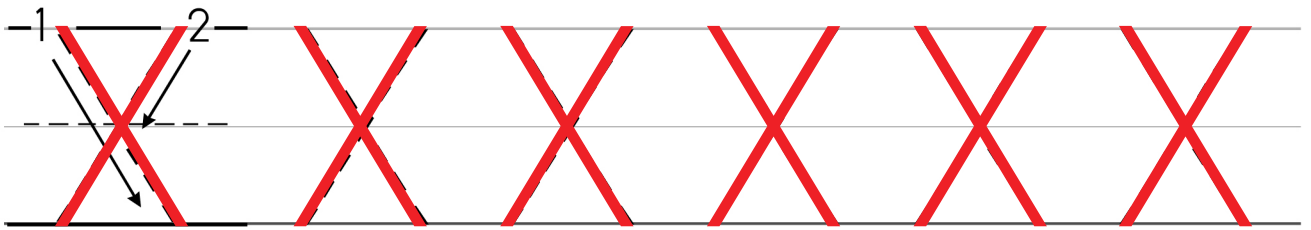
Uppercase Letter Practice

Letter X

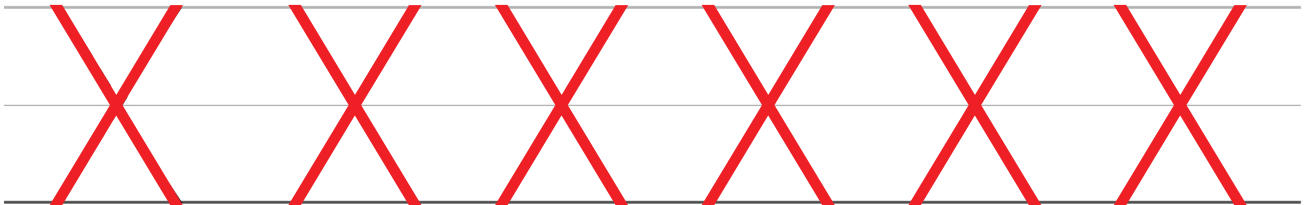
Trace the letter X with your finger.



Trace the letter X with your pencil on the lines below.



Practise writing the letter X on the lines below.



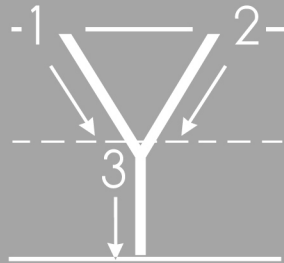
Draw a picture of something that starts with the letter X, like an x-ray or a xylophone.



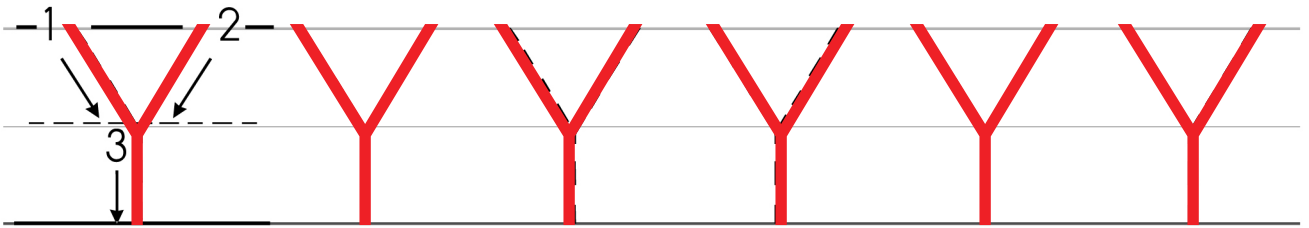
Uppercase Letter Practice

Letter Y


Trace the letter Y with your finger.



Trace the letter Y with your pencil on the lines below.



Practise writing the letter Y on the lines below.



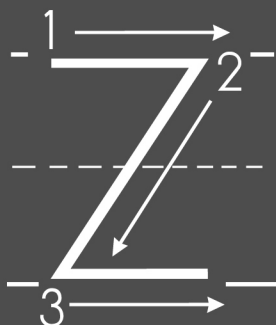
Draw a picture of something that starts with the letter Y, like a yo-yo or yarn.



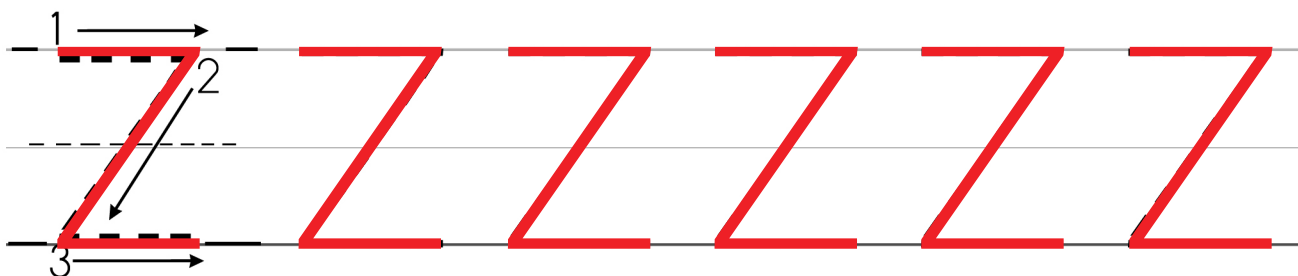
Uppercase Letter Practice

Letter Z


Trace the letter Z with your finger.



Trace the letter Z with your pencil on the lines below.



Practise writing the letter Z on the lines below.



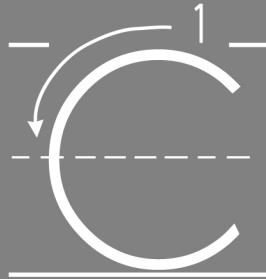
Draw a picture of something that starts with the letter Z, like a zebra or a zigzag.



Uppercase Letter Practice

Letter C

Trace the letter C with your finger.



Trace the letter C with your pencil on the lines below.



Practise writing the letter C on the lines below.



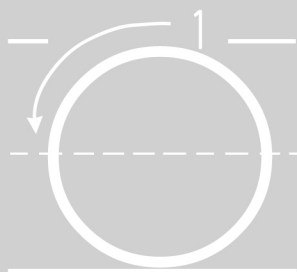
Draw a picture of something that starts with the letter C, like a cat or a coat.




Uppercase Letter Practice

Letter O


Trace the letter O with your finger.



Trace the letter O with your pencil on the lines below.



Practise writing the letter O on the lines below.



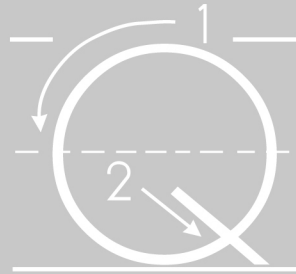
Draw a picture of something that starts with the letter O, like an owl or an octopus.




Uppercase Letter Practice

Letter Q

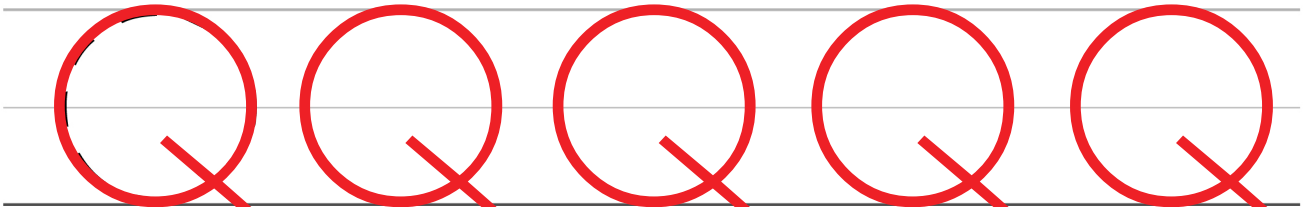
Trace the letter Q with your finger.



Trace the letter Q with your pencil on the lines below.



Practise writing the letter Q on the lines below.



Draw a picture of something that starts with the letter Q, like a queen or a quilt.



Uppercase Letter Practice

Letter G


Trace the letter G with your finger.



Trace the letter G with your pencil on the lines below.



Practise writing the letter G on the lines below.



Draw a picture of something that starts with the letter G, like a goose or a goat.



Uppercase Letter Practice

Letter S

Trace the letter S with your finger.



Trace the letter S with your pencil on the lines below.



Practise writing the letter S on the lines below.



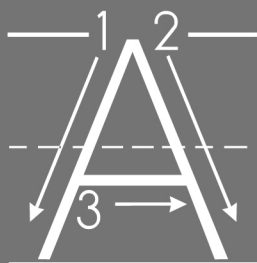
Draw a picture of something that starts with the letter S, like a snake or a sun.



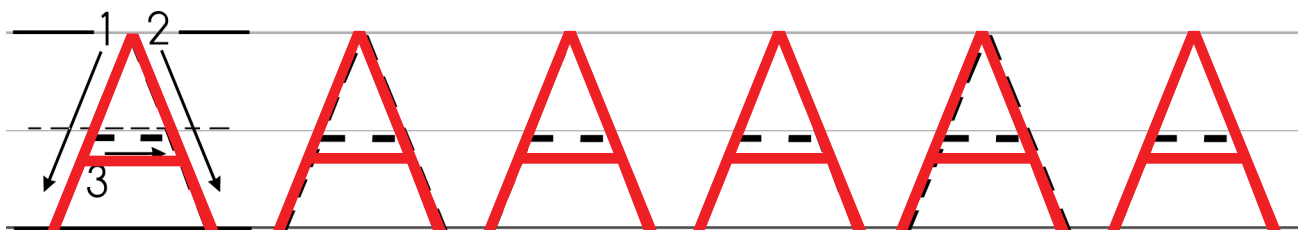
Uppercase Letter Practice

Letter A

Trace the letter A with your finger.



Trace the letter A with your pencil on the lines below.



Practise writing the letter A on the lines below.



Draw a picture of something that starts with the letter A, like an acorn or an alligator.



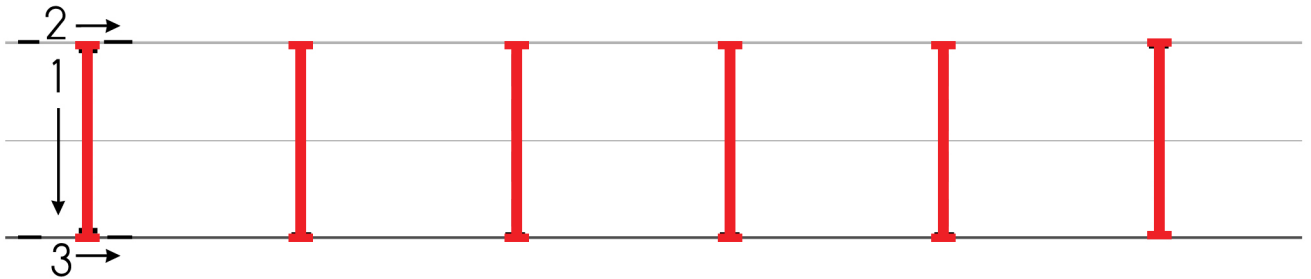
Uppercase Letter Practice

Letter I

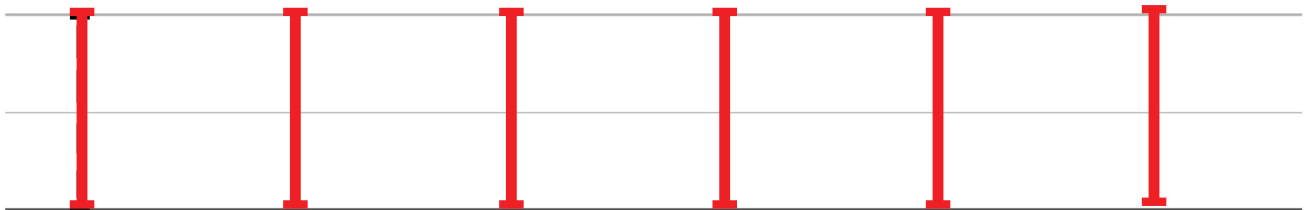
Trace the letter I with your finger.



Trace the letter I with your pencil on the lines below.



Practise writing the letter I on the lines below.



Draw a picture of something that starts with the letter I, like an island or an iguana.



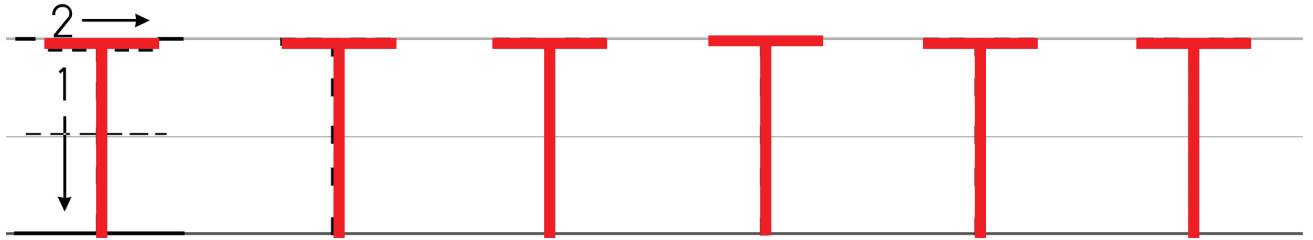
Uppercase Letter Practice

Letter T


Trace the letter T with your finger.



Trace the letter T with your pencil on the lines below.



Practise writing the letter T on the lines below.



Draw a picture of something that starts with the letter T, like a tiger or a train.




Uppercase Letter Practice

Letter J

Trace the letter J with your finger.



Trace the letter J with your pencil on the lines below.



Practise writing the letter J on the lines below.



Draw a picture of something that starts with the letter J, like a jungle or a jacket.



Lowercase Letter Practice

Letter c

Trace the letter c with your finger.



Trace the letter c with your pencil on the lines below.



Practise writing the letter c on the lines below.




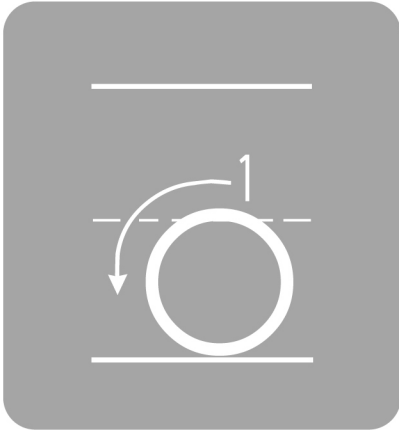
Trace the words that start with the letter c on the lines below.



Lowercase Letter Practice

Letter o

Trace the letter o with your finger.



Trace the letter o with your pencil on the lines below.



Practise writing the letter o on the lines below.




Trace the words that start with the letter o on the lines below.



Lowercase Letter Practice

Letter s

Trace the letter s with your finger.



Trace the letter s with your pencil on the lines below.



Practise writing the letter s on the lines below.



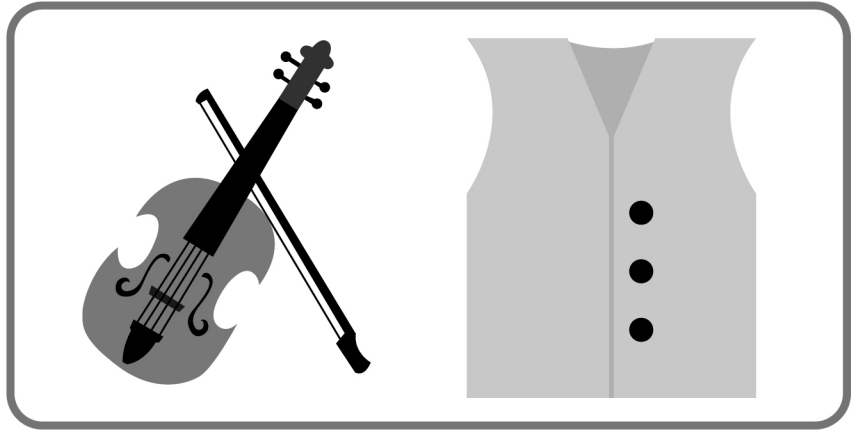
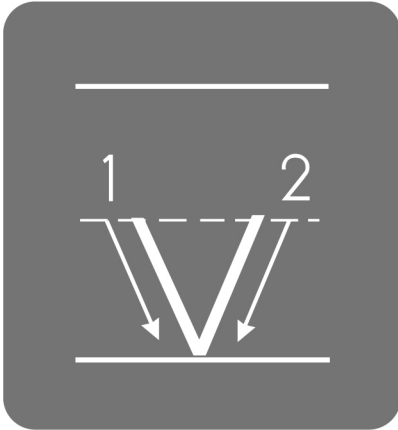
Trace the words that start with the letter s on the lines below.



Lowercase Letter Practice

Letter v

Trace the letter v with your finger.



Trace the letter v with your pencil on the lines below.



Practise writing the letter v on the lines below.




Trace the words that start with the letter v on the lines below.



Lowercase Letter Practice

Letter w

Trace the letter w with your finger.



Trace the letter w with your pencil on the lines below.

Practise writing the letter w on the lines below.


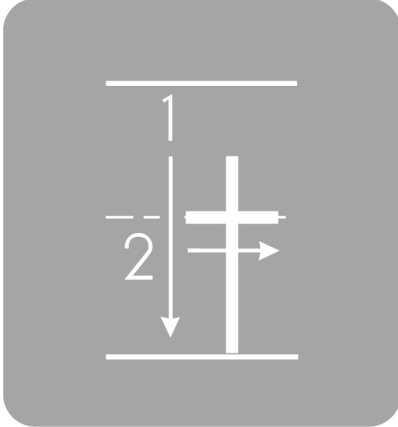
Trace the words that start with the letter w on the lines below.

34

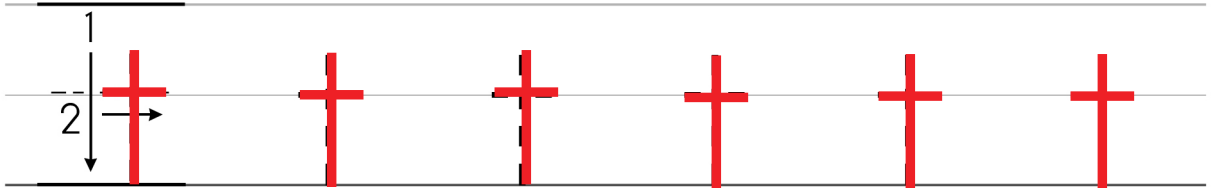
Lowercase Letter Practice

Letter t

Trace the letter t with your finger.




Trace the letter t with your pencil on the lines below.



Practise writing the letter t on the lines below.




Trace the words that start with the letter t on the lines below.



Lowercase Letter Practice

Letter a

Trace the letter a with your finger.




Trace the letter a with your pencil on the lines below.



Practise writing the letter a on the lines below.




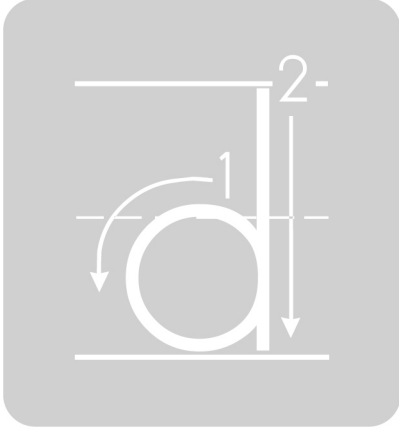
Trace the words that start with the letter a on the lines below.



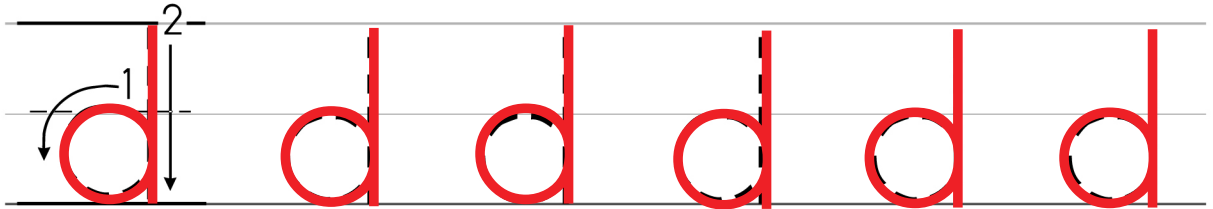
Lowercase Letter Practice

Letter d

Trace the letter d with your finger.



Trace the letter d with your pencil on the lines below.



Practise writing the letter d on the lines below.





Trace the words that start with the letter d on the lines below.



Lowercase Letter Practice

Letter g

Trace the letter g with your finger.



Trace the letter g with your pencil on the lines below.



Practise writing the letter g on the lines below.





Trace the words that start with the letter g on the lines below.



Lowercase Letter Practice

Letter u

Trace the letter u with your finger.



Trace the letter u with your pencil on the lines below.



Practise writing the letter u on the lines below.




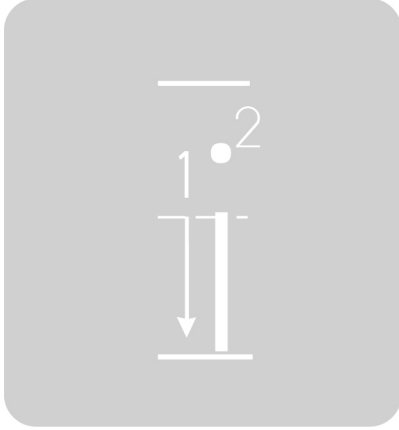
Trace the words that start with the letter u on the lines below.



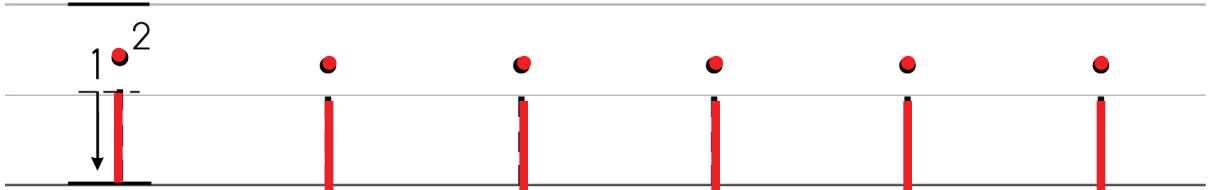
Lowercase Letter Practice

Letter i

Trace the letter i with your finger.



Trace the letter i with your pencil on the lines below.



Practise writing the letter i on the lines below.




Trace the words that start with the letter i on the lines below.



Lowercase Letter Practice

Letter e

Trace the letter e with your finger.



Trace the letter e with your pencil on the lines below.



Practise writing the letter e on the lines below.




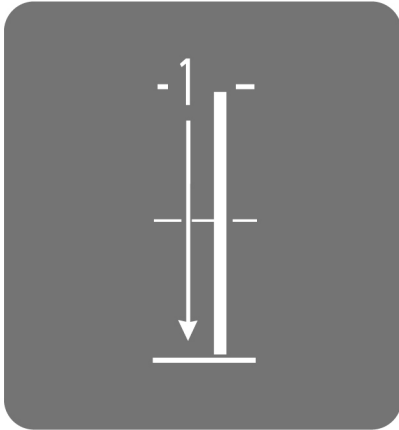
Trace the words that start with the letter e on the lines below.




Lowercase Letter Practice

Letter l


Trace the letter l with your finger.



Trace the letter l with your pencil on the lines below.



Practise writing the letter l on the lines below.




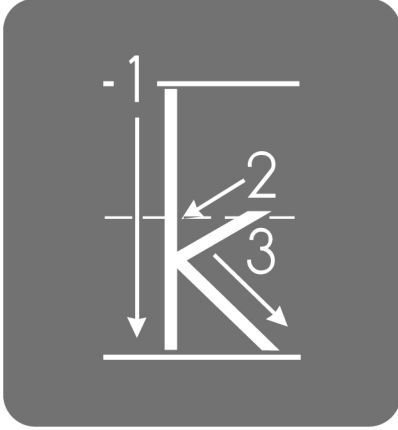
Trace the words that start with the letter l on the lines below.



Lowercase Letter Practice

Letter k

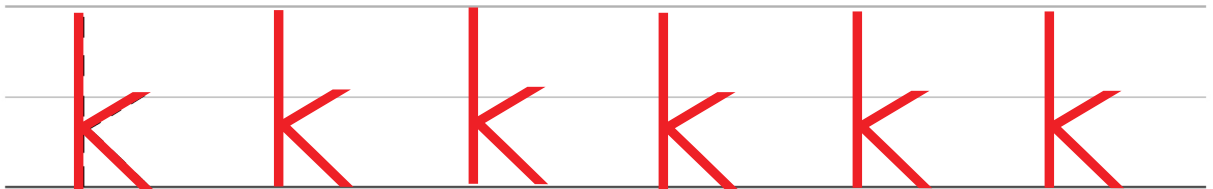
Trace the letter k with your finger.



Trace the letter k with your pencil on the lines below.



Practise writing the letter k on the lines below.





Trace the words that start with the letter k on the lines below.



Lowercase Letter Practice

Letter y

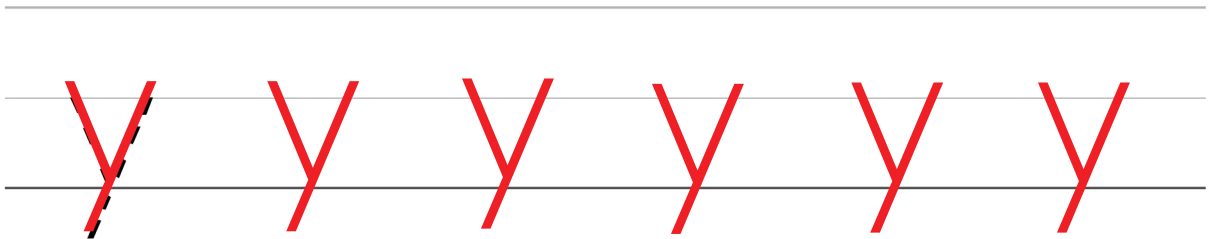
Trace the letter y with your finger.



Trace the letter y with your pencil on the lines below.



Practise writing the letter y on the lines below.



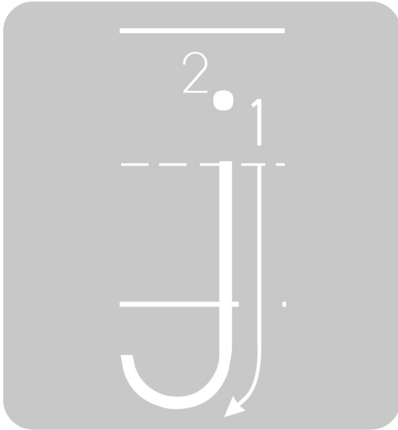
Trace the words that start with the letter y on the lines below.




Lowercase Letter Practice

Letter j


Trace the letter j with your finger.



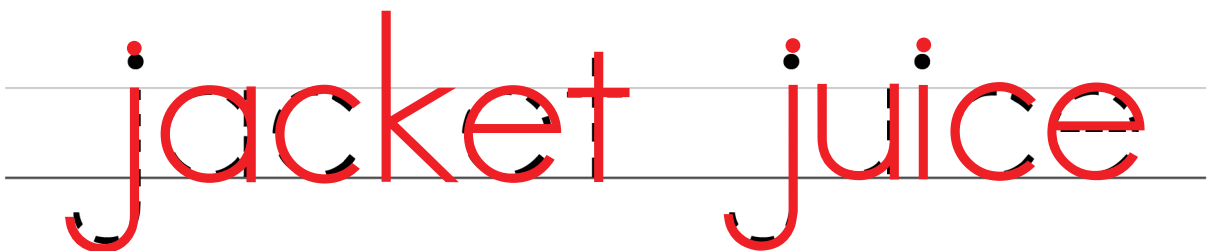
Trace the letter j with your pencil on the lines below.



Practise writing the letter j on the lines below.




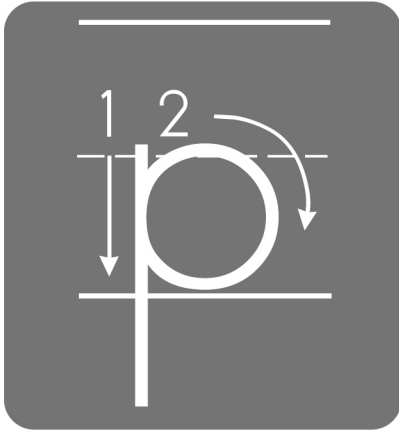
Trace the words that start with the letter j on the lines below.




Lowercase Letter Practice

Letter p


Trace the letter p with your finger.




Trace the letter p with your pencil on the lines below.



Practise writing the letter p on the lines below.




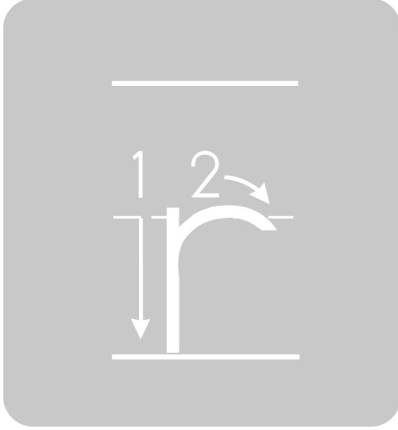
Trace the words that start with the letter p on the lines below.



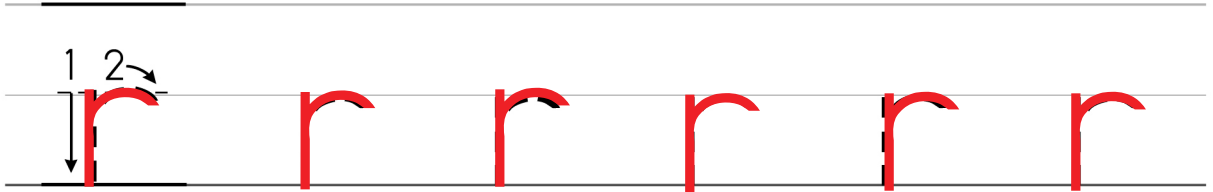
Lowercase Letter Practice

Letter r

Trace the letter r with your finger.



Trace the letter r with your pencil on the lines below.



Practise writing the letter r on the lines below.



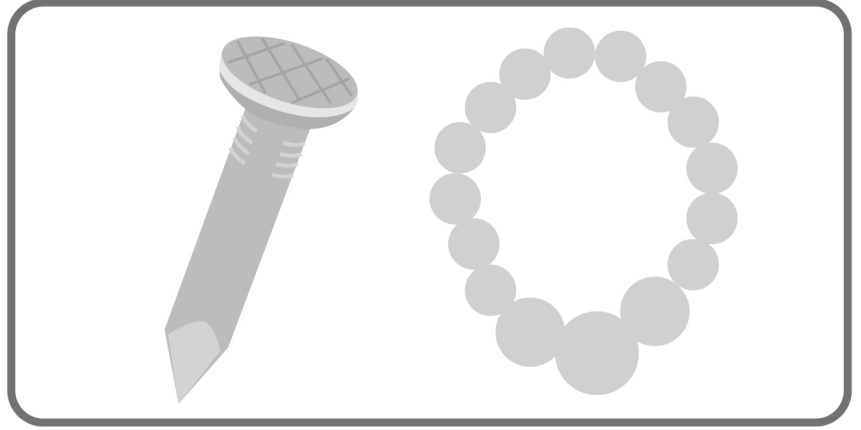
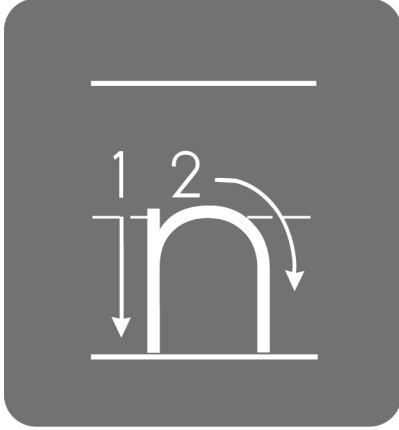
Trace the words that start with the letter r on the lines below.



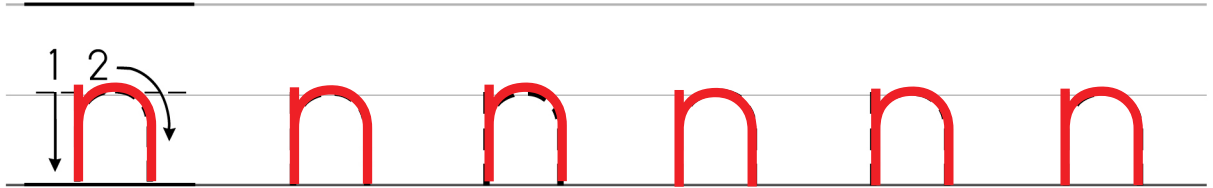
Lowercase Letter Practice

Letter n

Trace the letter n with your finger.



Trace the letter n with your pencil on the lines below.



Practise writing the letter n on the lines below.




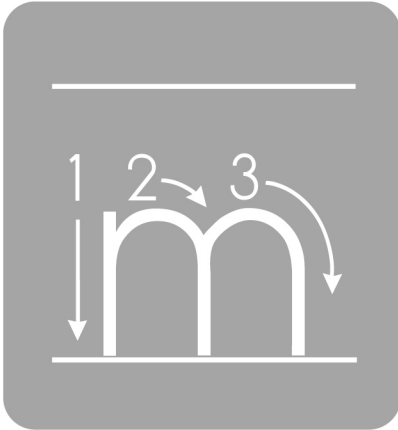
Trace the words that start with the letter n on the lines below.



Lowercase Letter Practice

Letter m

Trace the letter m with your finger.



Trace the letter m with your pencil on the lines below.

Practise writing the letter m on the lines below.


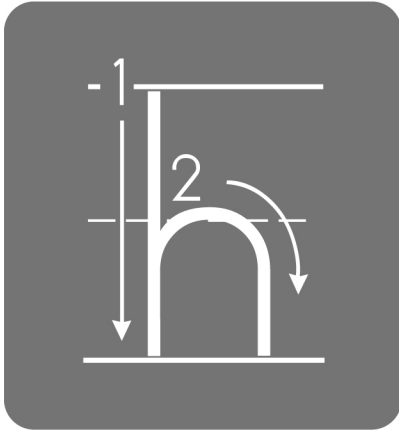
Trace the words that start with the letter m on the lines below.

49

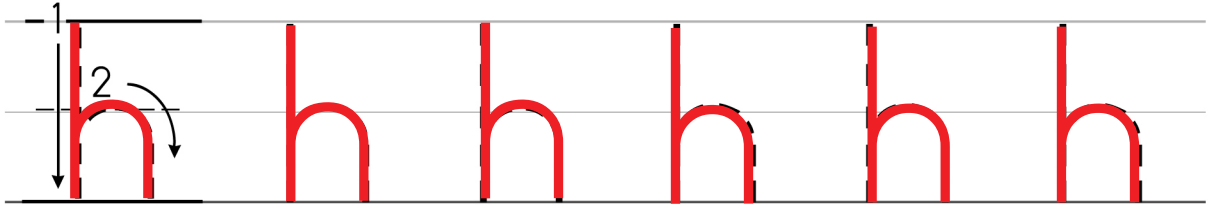
Lowercase Letter Practice

Letter h


Trace the letter h with your finger.



Trace the letter h with your pencil on the lines below.



Practise writing the letter h on the lines below.




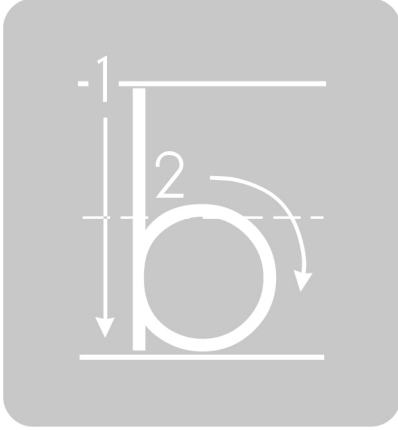
Trace the words that start with the letter h on the lines below.



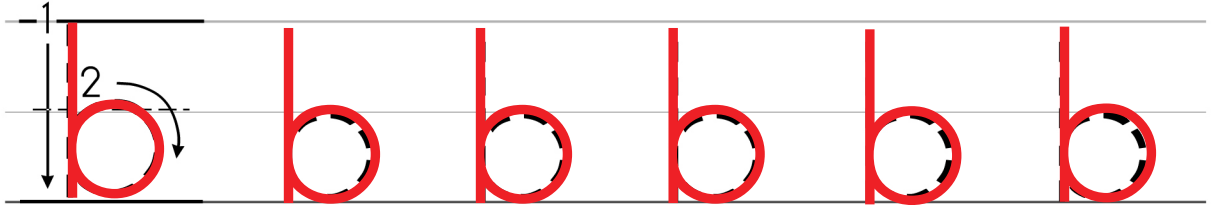
Lowercase Letter Practice

Letter b

Trace the letter b with your finger.



Trace the letter b with your pencil on the lines below.



Practise writing the letter b on the lines below.




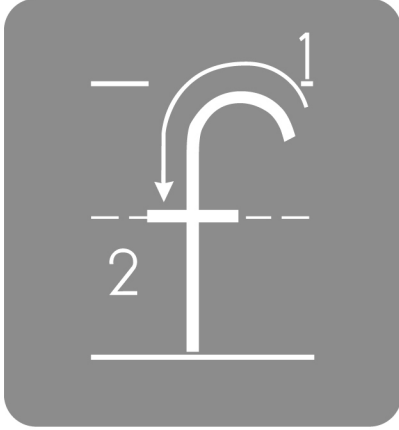
Trace the words that start with the letter b on the lines below.



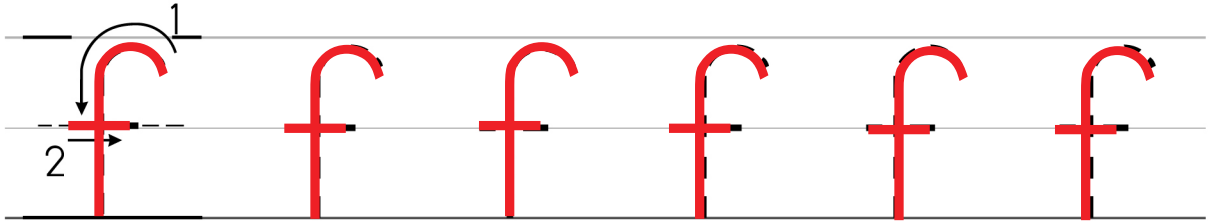
Lowercase Letter Practice

Letter f

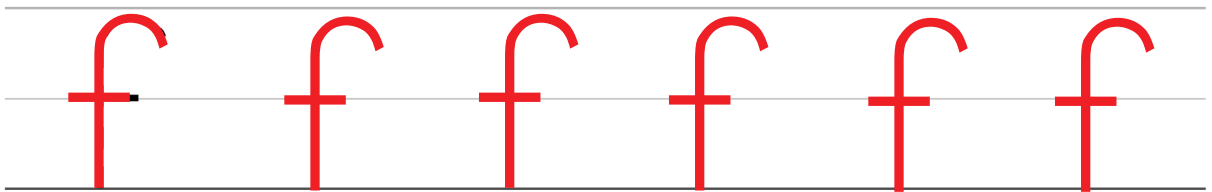
Trace the letter f with your finger.




Trace the letter f with your pencil on the lines below.



Practise writing the letter f on the lines below.




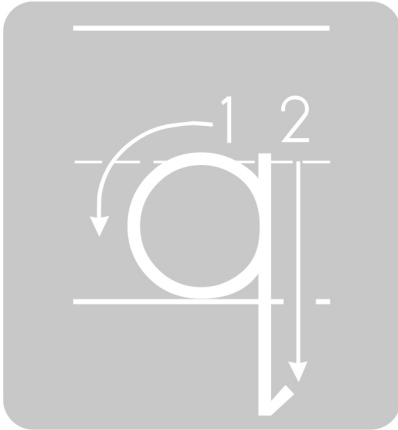
Trace the words that start with the letter f on the lines below.



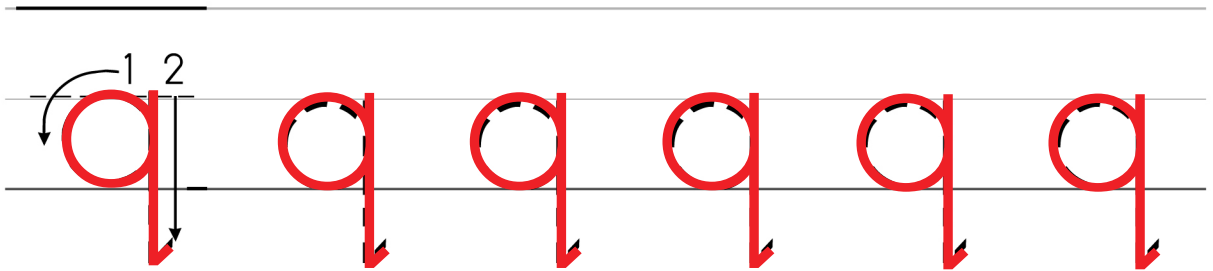
Lowercase Letter Practice

Letter q


Trace the letter q with your finger.



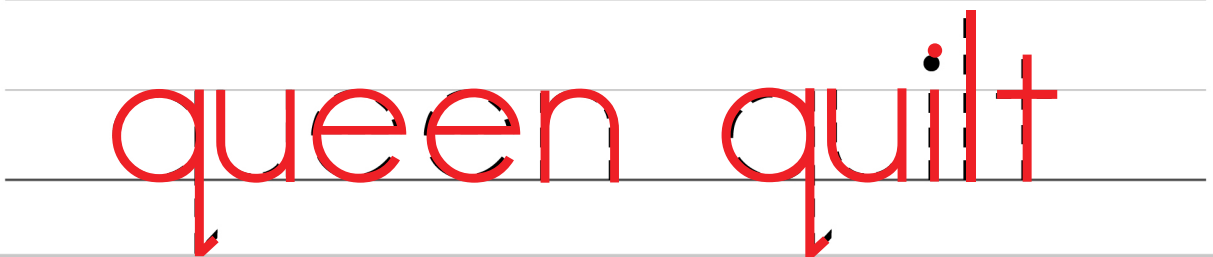
Trace the letter q with your pencil on the lines below.



Practise writing the letter q on the lines below.



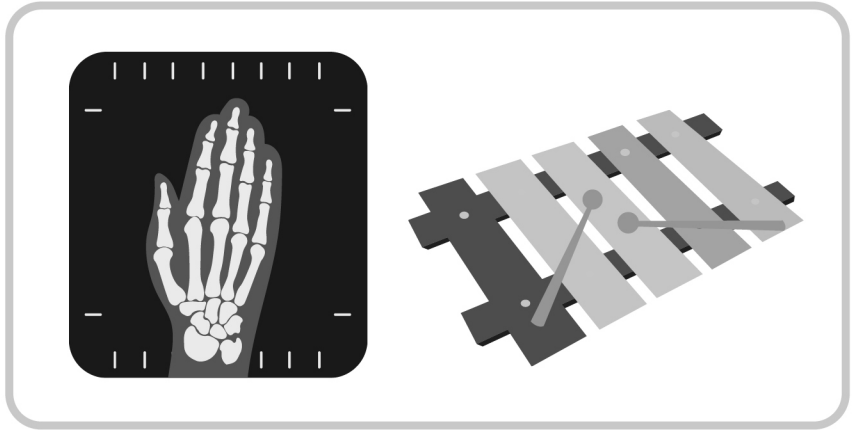
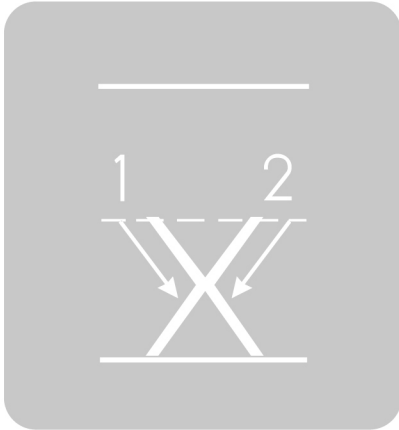
Trace the words that start with the letter q on the lines below.



Lowercase Letter Practice

Letter x


Trace the letter x with your finger.




Trace the letter x with your pencil on the lines below.



Practise writing the letter x on the lines below.




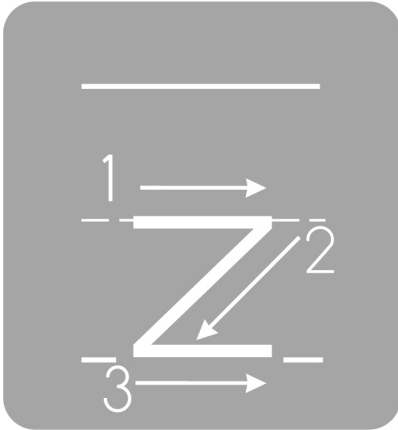
Trace the words that start with the letter x on the lines below.



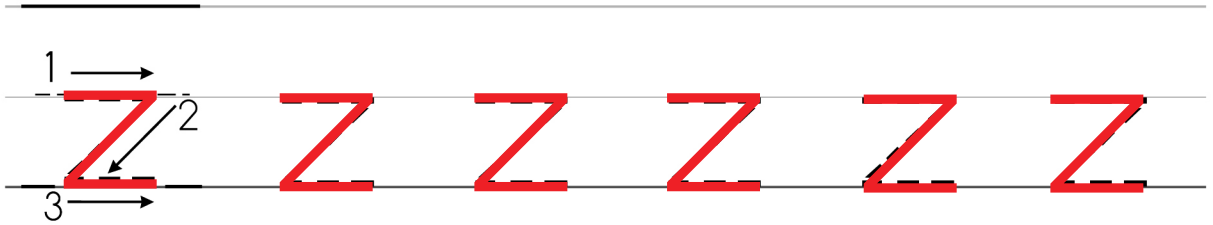
Lowercase Letter Practice

Letter z

Trace the letter z with your finger.



Trace the letter z with your pencil on the lines below.



Practise writing the letter z on the lines below.




Trace the words that start with the letter z on the lines below.



Matching Uppercase and Lowercase

Using your favourite crayon, draw a line from the uppercase letter to the matching lowercase letter.



B	h
Q	g
G	j
H	b
J	d
S	q
Y	s
D	y
F	m
M	f


A	o
E	l
K	a
C	n
L	c
N	t
P	e
R	k
T	p
O	r

Sight Words

Rainbow Sight Words

Read, trace, and write the sight words below.

Choose your favourite crayons. Then read the words and trace each letter in a different colour.



like like like

look look look

come come

see see see

me me me

Writing Sentences

Let's Write Sentences!

Look at the pictures and read the sentences. Write another sentence about the pictures on the lines below.



I like to play hockey.




I like camping.


Writing Sentences

Let's Write Sentences!

Look at the pictures and read the sentences. Write another sentence about the pictures on the lines below.



I like to eat pancakes.



My dog likes to play catch.

Making a List

Make a list of your favourite foods. Write one item on each line to make a list.



1.

2.

3.

4.

5.

6.

7.

8.

9.

10.

Writing a Story



This image shows a blank sheet of white paper with horizontal ruling lines. The lines are evenly spaced and extend across the width of the page. There are no margins, text, or other markings on the paper.

Summary of Concepts

Uppercase and Lowercase Letters

Trace the uppercase and lowercase letters on the lines below.

Aa Bb Cc Dd

Ee Ff Gg Hh

Ii Jj Kk Ll

Mm Nn Oo Pp

Qq Rr Ss Tt

Uu Vv Ww

Xx Yy Zz

Summary of Concepts

Word and Sentence Writing

Trace the sight words and sentences below.

like look come


see me the

to up is




Can you come and play outside?

I like to play at the park.



CERTIFICATE of Achievement



.....

has successfully completed
Kindergarten Writing Readiness

Date

.....

Parent's Signature

.....

