

# 1

# Reading Readiness

Grade 1

READY TO LEARN™

The  
Canadian  
Curriculum  
Series

# Reading

## Decoding Strategies

### Medial Sounds

Look at the pictures. Write the missing sounds to complete the words below.



b \_ \_ d




h \_ \_ t



h \_ \_ n



c \_ \_ t




n \_ \_ t



l \_ \_ g



- Introduces story elements
- Enhances reading and decoding skills
- Develops reading comprehension



# 1

# Reading Readiness

Grade 1

READY TO LEARN™

The  
Canadian  
Curriculum  
Series

# Reading

## Table of Contents


Grade One Reading Readiness	2
Read Every Day	3
Choose a "Just Right" Book	4
Decoding Strategies	5
Sight Words	18
Sight Word Activities	19
Sight Words and Strategies	24
Rhymes and Rhyming Words	26
Vocabulary	28
Story Elements	31
Reading Comprehension	41
I Can Read	56
Summary of Concepts	62
Certificate of Achievement	64

## Grade One Reading Readiness

Grade one is when kids can bloom into readers by following some simple strategies to help them use the sight words and letter and sound knowledge that they have already learned in kindergarten. Taking these skills to the next level will take practice, but practice can be fun! Help your child through the activities in this book and watch them grow into a successful reader.

### What Good Readers Do

1. Read every day.
2. Read everything around them.
3. Choose "Just Right" books.
4. Use strategies to help with words they don't know.
5. Think about what they read.
6. Make connections to what they read.
7. Make predictions about what they read.
8. Ask questions when they read.



## Read Every Day

Good readers read every day and read everything around them. There is so much to read around us! There are letters, numbers, words, signs, posters, books, grocery lists, and so much more. Protect your reading time. That means make sure you read every day, no matter what!

Reading is fun and the stories you read can take you on amazing adventures. There are...



- Look at the pictures and make up a story
- Read the words
- Retell a story to a friend



What is your favourite book? Write your answer on the lines below.

---

---

---

Go get that favourite book and have fun reading!

## Choose a "Just Right" Book

Choosing a Book That is "Just Right" for You

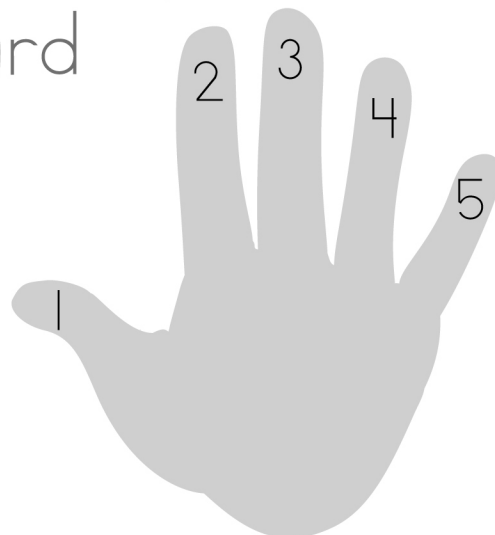
Books are like shoes. Not everyone can wear the same size shoes. Make sure the book you are reading is not too difficult or too easy. Follow these simple steps to choose a book that is the right fit for you.

Use the Five Finger Rule to help choose a Just Right book.

### Five Finger Rule

Choose a book. Open it to any page.  
Put one finger up for each  
word you don't know.

0-1 Too easy  
2-3 Just right  
4 Give it a try  
5+ Too hard



## Decoding Strategies


Look at the Pictures

Read the sentences with missing words and use the pictures as a clue to help you determine what the missing word is. Circle the correct missing word and write it on the lines below.

The cat is up the

tree

(tree or top)



The boy has a

sandwich

(starfish or sandwich)

She likes to play

soccer

(baseball or soccer)



My mom likes to

cook

(cook or jump)

I ride on my

bike

(bus or bike)






# Decoding Strategies

## Picture Clues


Read the sentences with missing words and use the pictures as a clue to help you determine what the missing word is. Circle the correct missing word and write it on the lines below.

I saw elephants at the zoo.  
(birds or elephants)



At the farm I saw horses.  
(lions or horses)

I had an apple for lunch.  
(orange or apple)



I ride the bus to school.  
(bus or canoe)


I had a birthday cake.  
(chair or cake)



# Decoding Strategies

## Initial Sounds

Look at the pictures. Write the missing sounds to complete the words below. Then read the words.



Boy



Run



Train



Baby




Table




School



Letter



Frog



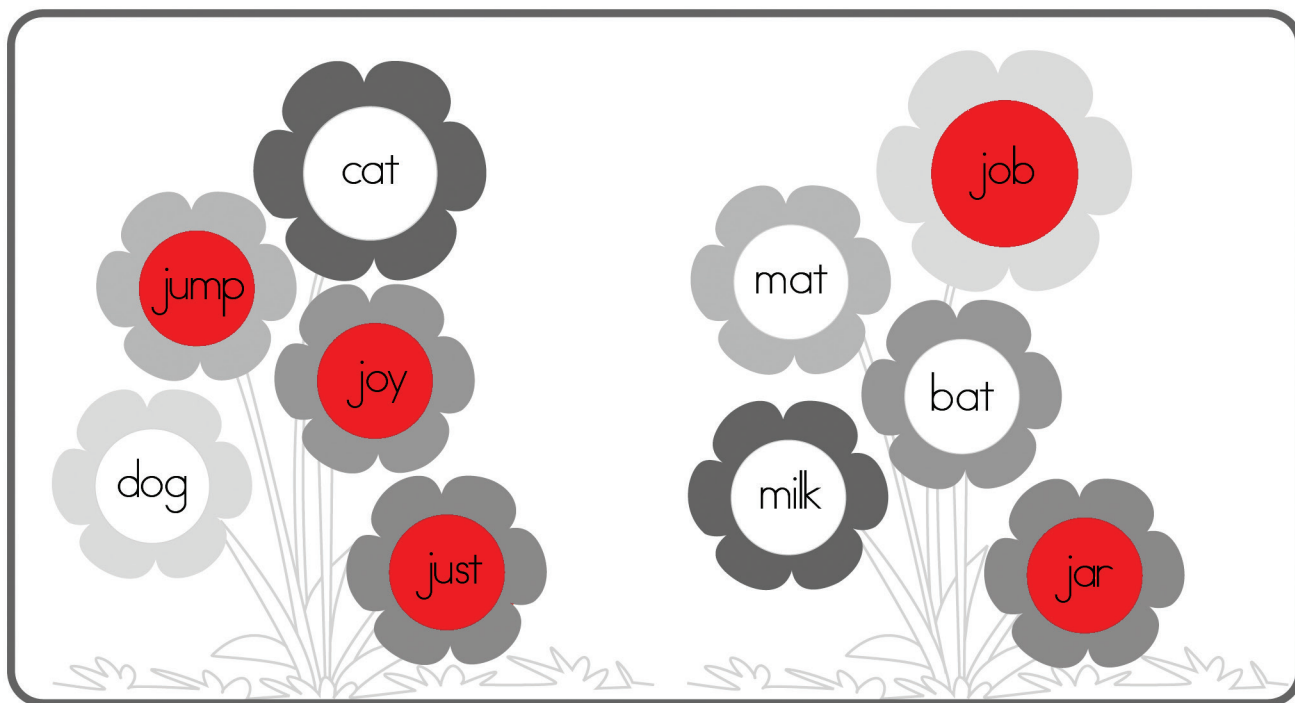
Goat

# Decoding Strategies

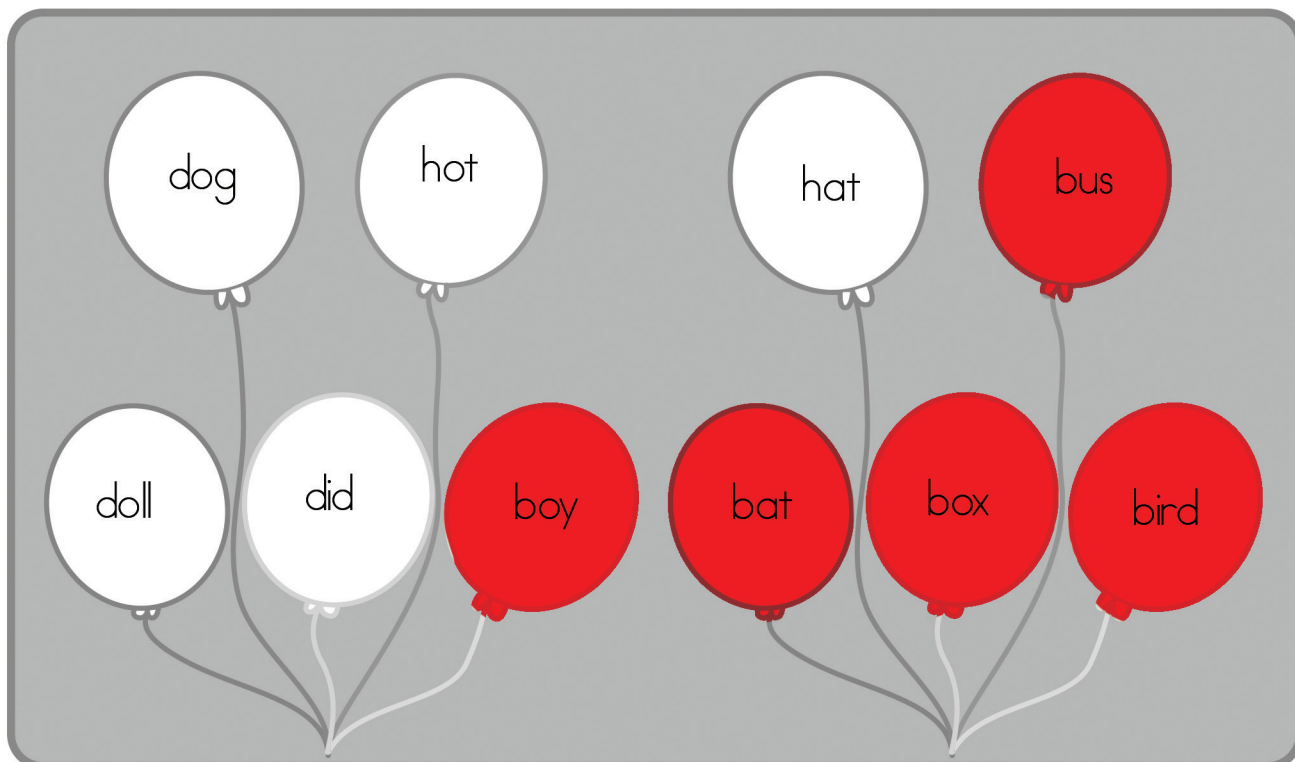
## Initial Sounds

Read the words in the pictures below.

Colour the flowers with words that begin with the letter j.







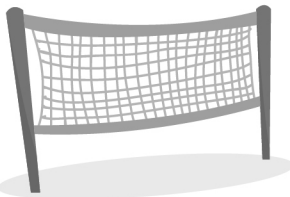




Colour the balloons with words that begin with the letter b.



# Decoding Strategies

## Medial Sounds


Look at the pictures. Write the missing sounds to complete the words below.

 b _ e _ d	 h _ a _ t	 h _ e _ n
 c _ a _ t	 n _ e _ t	 l _ o _ g
 s _ u _ n	 t _ o _ p	 b _ u _ s


# Decoding Strategies

## Medial Sounds


Fill in the missing sounds to complete the words below. Then draw a line to match the object on the left to its opposite on the right.



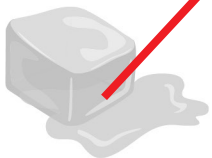
l\_i\_ttle



d\_a\_y



s\_u\_mmer



c\_o\_ld



sh\_o\_rt



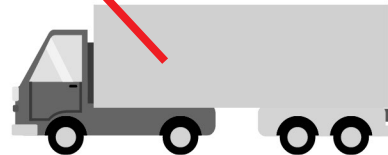
h\_o\_t



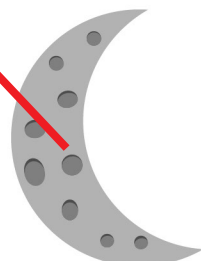
w\_i\_nter



l\_o\_ng



b\_i\_g



n\_i\_ght

# Decoding Strategies

## Final Sounds

Fill in the missing sounds to complete the words below. Use the letters on the fish!

bo\_x

bu\_g

ha\_t

cra\_b


col\_d

han\_d

fla\_g

lea\_f









cu\_p



# Decoding Strategies

## Final Sounds with Double Consonants

Some words end with two of the same letter. Look at the pictures and complete the words by writing the missing double consonants on the lines below.

 be _ _	 do _ _	 e _ _
 ba _ _	 wa _ _	$2+2$ a _ _
 gra _ _	 ca _ _	 pu _ _

# Decoding Strategies

## Looking for "Chunks"

Recognizing parts of words can help children sound out words faster. Look for "chunks" in the words you read.

Circle the words below that have the chunk shown on the left.

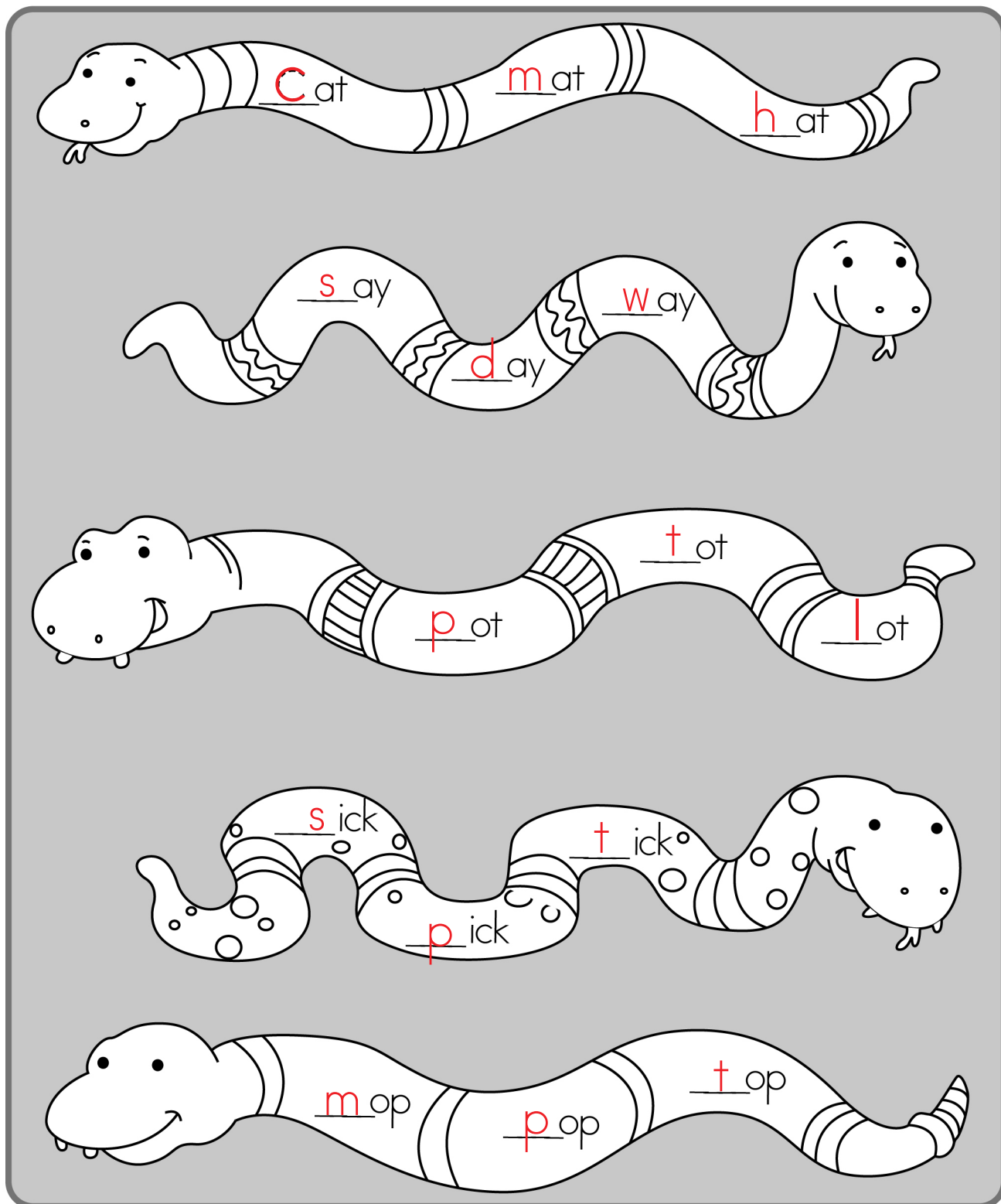
sh	share	chick	show
ch	chip	chin	this
th	that	when	there
at	shop	mat	bat
an	man	tan	cat
ack	rack	barn	sack
ip	top	sip	slip
ill	bill	fill	fall
op	mop	him	stop
ut	hut	hit	nut



# Decoding Strategies

## Looking for "Chunks"

Use the chunks below to create words by adding beginning letters. Write the beginning letters on the lines below. Then read the words you created and colour the snakes.



# Decoding Strategies


## Flipping the Vowel

If you have trouble sounding out a word and none of the other tricks work, try flipping the vowel! Say the short vowel sound and if it doesn't fit, say the long vowel sound.

## Short Vowel Sounds

Write the missing vowels to complete each story. Then read the stories.

A E I O U



This is my pet.


His name is Pat.

Pat can run.

I have two fingers.

I have two hands.

This is my thumb.



# Decoding Strategies

Flipping the Vowel

Long Vowel Sounds

Write the missing vowels to complete each story. Then read the stories.

A E I O U



Come out to play.

It is a sunny day.

What do you say?

I grew out of my trike.

I now have a bike.

It is what I like.





# Decoding Strategies

Context Clues and Picture Clues

Sometimes these strategies don't work when sounding out a word. If this happens, try skipping the word and reading the rest of the sentence to see if you can figure it out. Does it look right? Does it sound right? Does it make sense?

Read the sentences below with the missing words. Use the other words in the sentence and the pictures to help you find the missing word. Write the missing words on the lines below.

The frog is on the log.



I have nice red shoes.

I see a cow near the barn.



The cat has a red hat.

I can climb a tree.



# Sight Words

## Words to Practise and Know

There are some words that are difficult to sound out and that do not have picture clues. Reading and remembering them can make reading easier. Have your child practise reading them until they recognize them when they see them in books.

the  
is  
in  
it  
to  
I  
he  
at  
be  
we

no  
like  
my  
what  
were  
when  
come  
have  
some  
into

look  
so  
do  
she  
an  
said  
can  
not  
but  
up

came  
down  
them  
would  
could  
went  
her  
am  
get  
want

all  
had  
saw  
this  
they  
with  
are  
was  
that  
by

his  
as  
on  
for  
see  
you  
a  
and  
of  
or

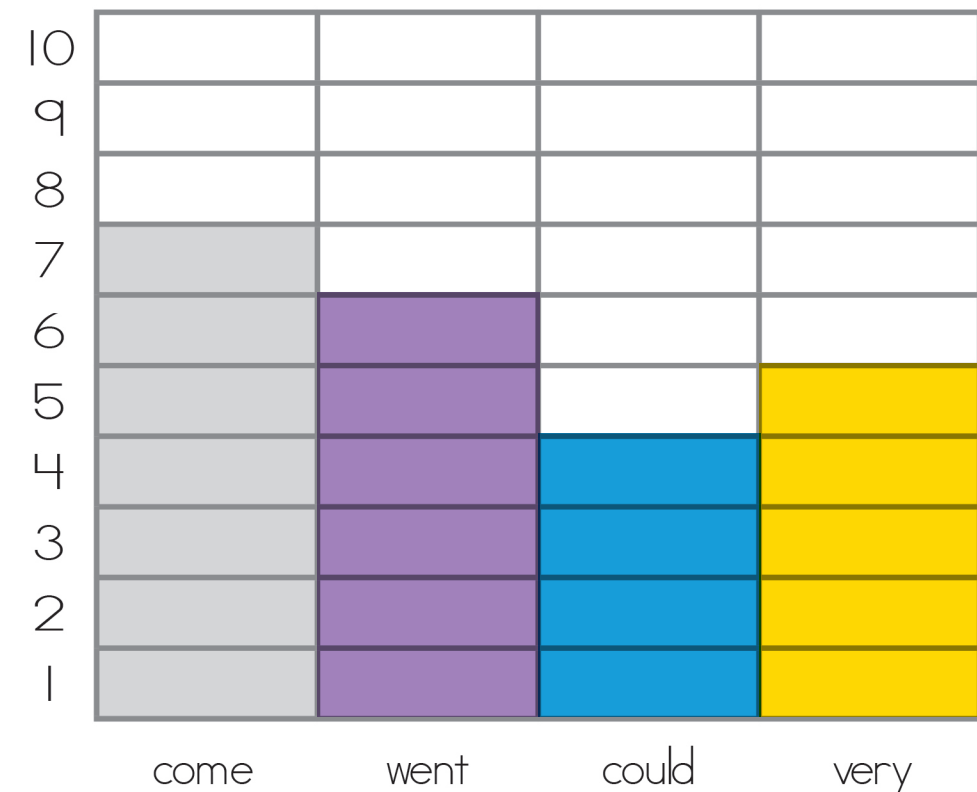
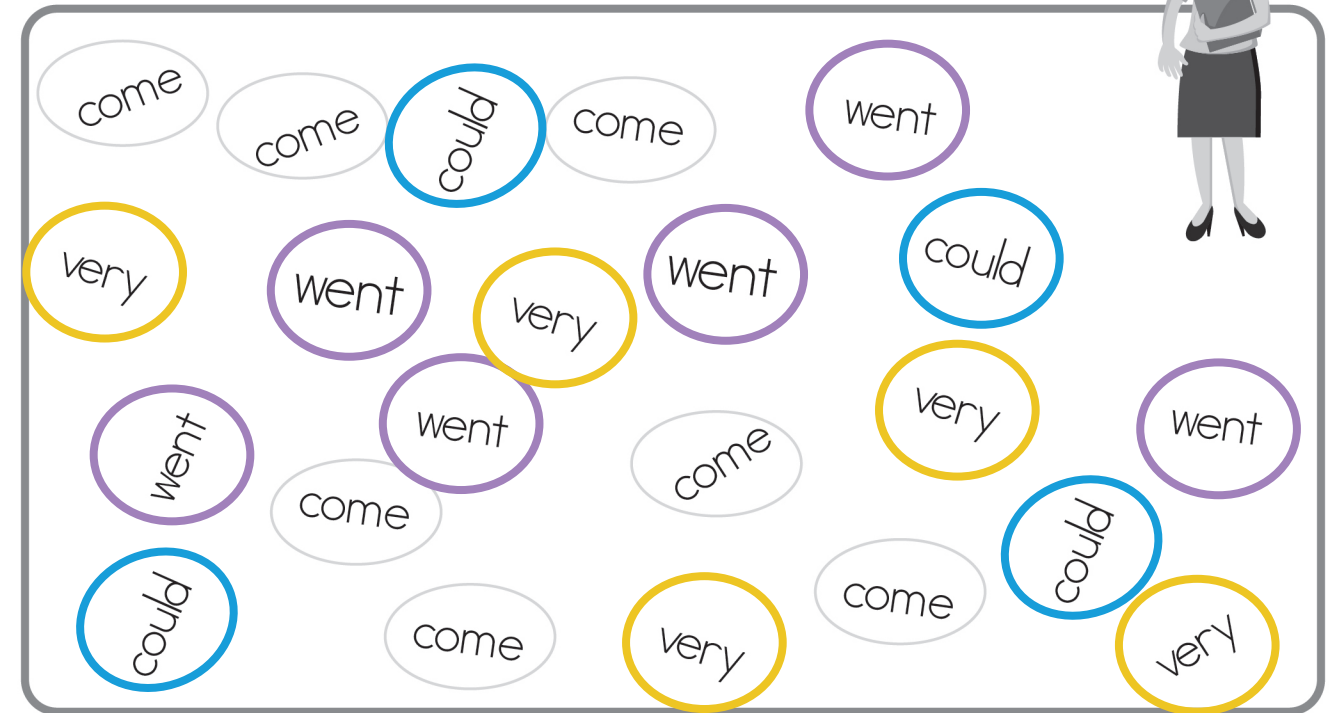
here  
little  
make  
yes  
then  
out  
will  
go  
if  
there

your  
will  
about  
many  
look  
very  
has  
from  
use  
first

# Sight Word Activity

## Sight Words

Find and circle the sight words below using different colours. Then fill in the graph by colouring one box for every sight word you find. Keep track of the words you find by writing the number of each word on the lines below.









come  
7  
went  
6  
could  
4  
very  
5

# Sight Word Activity

Sight Words

Colour the pumpkins below using the key.






when =  look =  said =   
all =  by = 

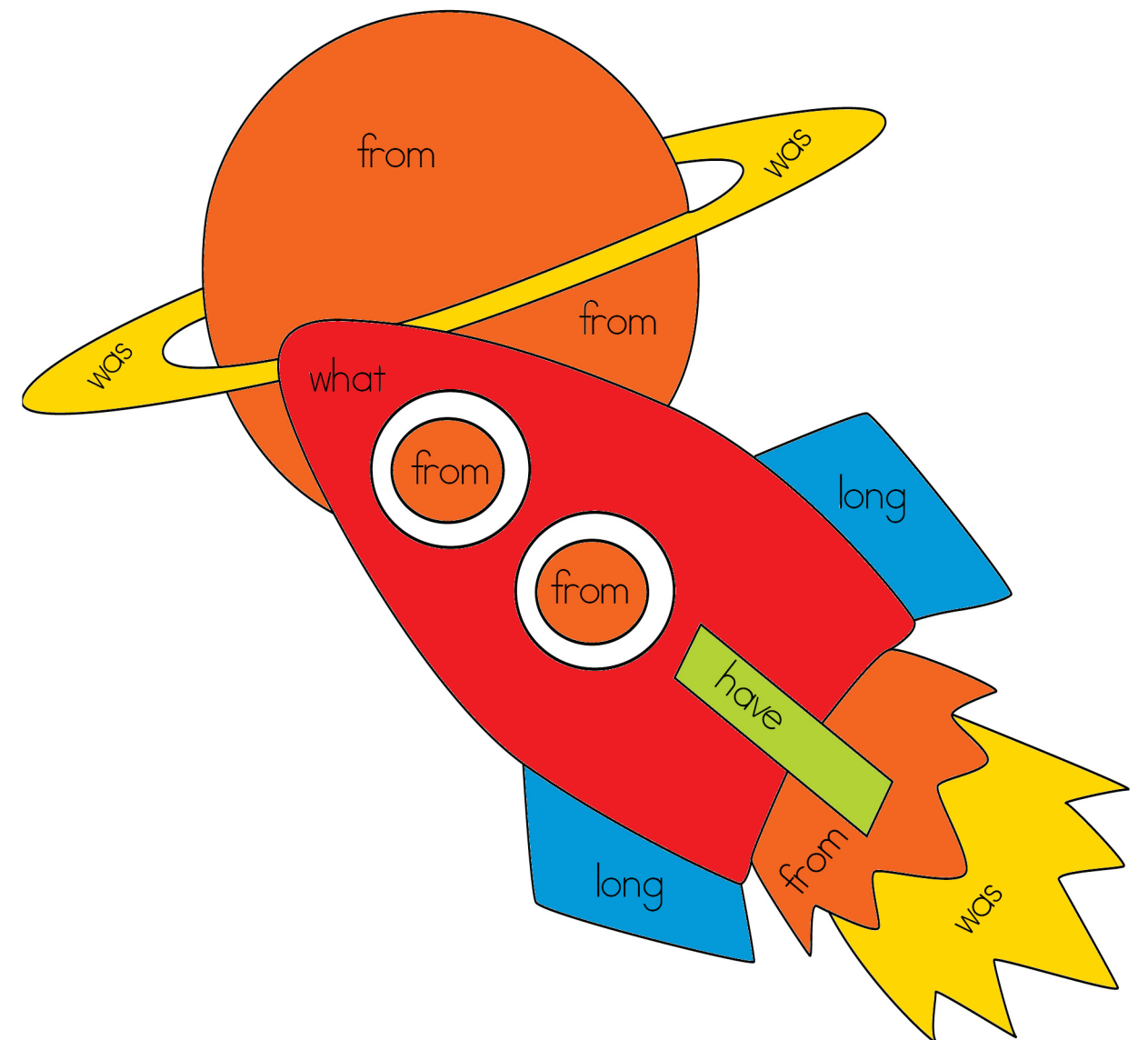


# Sight Word Activity

Sight Words

Colour the rocket ship below using the key.

what =  was =  have =   
long =  from = 







# Sight Word Activity

## Sight Words


Roll a die and use the key to write the corresponding sight word in the correct column. Roll until the grid is full.



saw




this




they



with








like



down

Roll a Sight Word



# Sight Word Activity

## Sight Words

Complete the word search below by finding and circling all the sight words listed in the box.

Search for the following words:

and

out

make

in

it

my

she

about

this

if


O	E	H	K	T	H	I	S	C	H	N
U	B	C	G	A	G	P	G	R	I	M
T	C	B	A	H	K	B	O	N	C	N
F	D	C	G	M	J	I	T	A	L	C
I	B	H	A	E	A	P	S	W	A	X
H	E	T	N	I	B	K	C	V	F	U
O	M	E	D	F	R	S	E	N	K	E
F	B	F	G	P	Q	H	D	A	L	G
N	R	A	N	J	O	E	D	I	G	J
O	A	W	L	G	S	I	F	X	Y	Z
M	Y	I	J	Q	B	K	O	F	C	Y
O	A	B	O	U	T	F	L	E	I	X

## Sight Words and Strategies

Read the sentences below. The sight words are underlined. Use the reading strategies you have learned to read the other words.



He can sip from the cup.



I like my red shoes.




The cat is not fat.



The dog ran home.

## Sight Words and Strategies

Read the sentences below. The sight words are underlined. Use the reading strategies you have learned to read the other words.




How many cats do you see?



She loves jumping rope.



I have a pet goat.



The frog is on the log.

## Rhymes and Rhyming Words

Words That Rhyme



Circle the words that rhyme in red. Then colour the picture.



## Rhymes and Rhyming Words

Words That Rhyme

Circle the words that rhyme in red. Then colour the picture.



## Vocabulary

### Word Meanings

Read the story below.

### Halloween Night

It was raining on Halloween night. I was feeling disappointed. I had a great monster costume. I got dressed up anyway. I jumped out and surprised my dad and frightened him. Finally, the rain stopped and my dad took me trick-or-treating.



Read the questions below about the story and circle the correct answers.

In the story, the word "disappointed" means:

- a. scared                      b. happy                      **c. sad**

The word "frightened" means:

- a. happy                      **b. scared**                      c. sad

The word "finally" means:

- a. at last**                      b. first                      c. before




## Vocabulary

### Word Meanings

Read the story below.

### The Circus

I can't believe it happened! I was at the circus with my mom. A tiger let out a huge roar. The magician was doing tricks. Then a clown picked me out of the audience to help. The magician made me disappear!



Read the questions below about the story and circle the correct answers.

In the story, the word "huge" means:

- a. small                      **b. very big**                      c. tiny

The word "audience" means:

- a. a loud noise                      **b. people watching a show**                      c. tired

The word "disappear" means:

- a. turned purple                      **b. can't be seen**                      c. get really hungry





## Vocabulary

### Word Meanings

Read the story below.

### Our New Car

My mom got a new car. The paint is crimson. She uses the vacuum every day to keep it clean. She is really proud of her new car.



Read the questions below about the story and circle the correct answers.

In the story, the word "vacuum" means:

- a. a cleaning tool**      b. a toy      c. a pet

The word "crimson" means:

- a. shiny      **b. red**      c. big

The word "proud" means:


- a. feeling happy**      b. feeling sad      c. feeling afraid



## Story Elements

### The Cover

The cover is an important part of a book. It is the first thing a reader sees. It helps the reader decide if they are interested in the book.



Use the information above to answer the questions. Write your answers on the lines below.

What is the book about?

a sleepover

Who drew the pictures in the book?

Skylar Everett

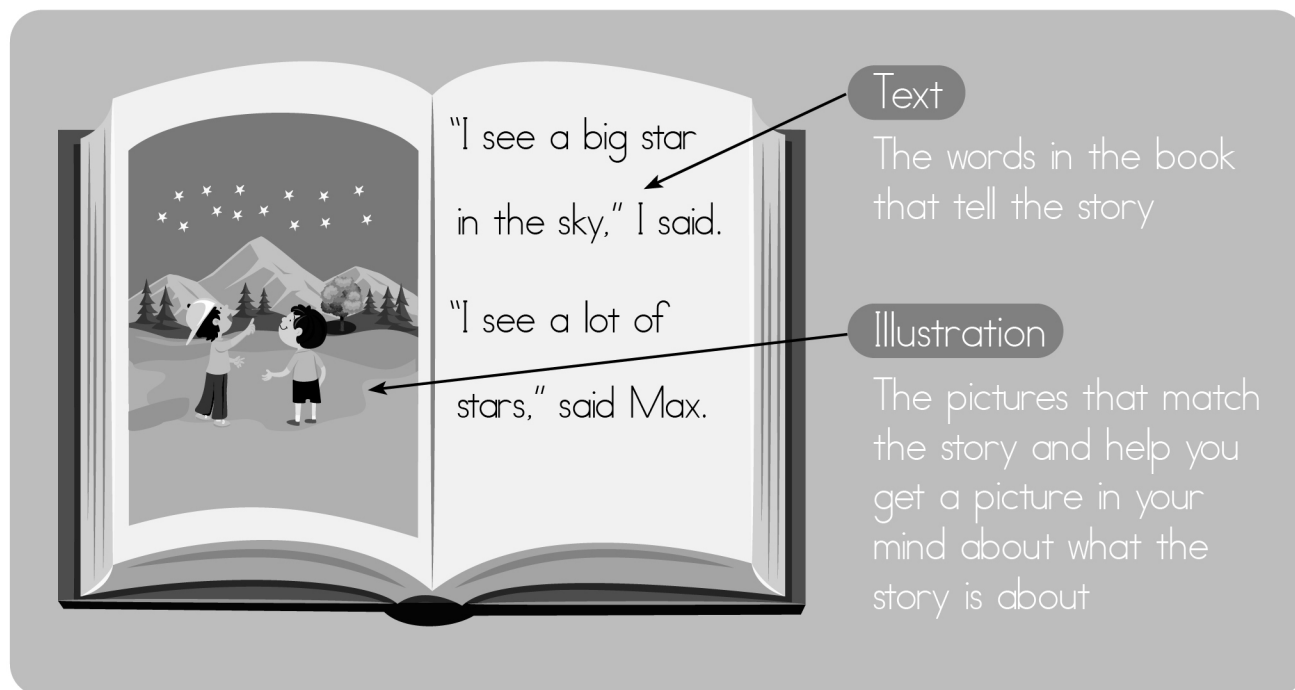
Who wrote the words in the book?

Joe Fitzpatrick

## Story Elements

### Text and Illustrations

The inside of books can look different. Some just have pictures and others just have words. Most of the books we will read in grade one have both!



Use the information above to answer the question. Write your answer on the lines below.

What is the story about?

Two friends who  
are looking at the  
sky and see stars.

## Story Elements

### Characters

Characters are the people, animals, or other creatures in the story.  
Colour the characters in the picture below.



## Story Elements

### Setting

The setting is where the story takes place.

Look at the pictures. Then draw a line from the picture to the name of the setting.



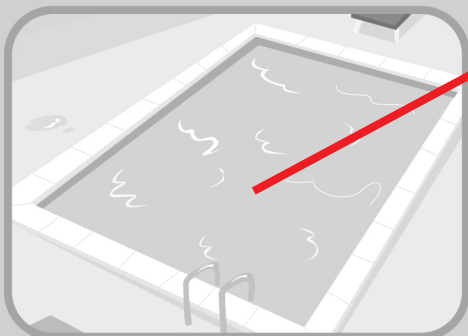
A playground



A school



A swimming pool



A skating rink


## Story Elements

### Problem and Solution

The problem in the story is something that happens that needs to be fixed.

The solution in the story is how the problem is solved.

Look at the picture and use your reading strategies to read the story and answer the questions.  
Write your answers on the lines below.



Kristin and Zac wanted macaroni and cheese for dinner. When they looked, they didn't have any cheese. Mom went to the store to get some. They all had macaroni and cheese for dinner that night.

What is the problem in the story?

Kristin and Zac want macaroni and cheese

but don't have cheese.

What is the solution?

Mom goes to the store

to get some,

# Story Elements

## Problem and Solution

Read the problems below and draw a line to the picture of the solution.

Pat missed the bus.

Liam forgot his lunch at home.

Sammy keeps tripping on her shoelaces.

Lucas spilled his glass of milk.

Maya fell and scraped her knee.



# Story Elements

## Sequencing

Read the story below.

### At the Park

I went to play with my friend at the park. We played on the slide. We played tag. We played on the swings. We had so much fun at the park that day.

Draw a line from the picture to the order the event happens in the story.



First

What happened in the beginning of the story

Next

What happened next in the story

Then

Then what happened in the story

Last

What happened at the end of the story



## Story Elements

### Sequencing

Read the story below.

### Maggie's Day Out

Hi! My name is Maggie. I am a dog. The other day someone left the back door open and I got out and went for a run. I saw a cat and chased it down the street. When I got hungry, I went home for dinner. What a great day!

Draw a line from the picture to the order the event happens in the story.



First

Next

Then

Last

## Story Elements

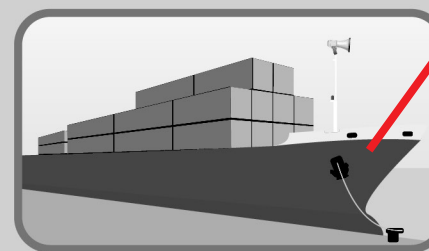
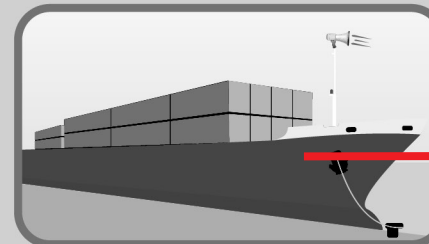
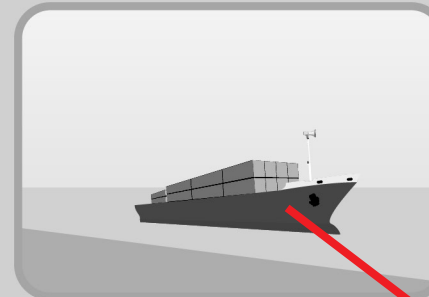
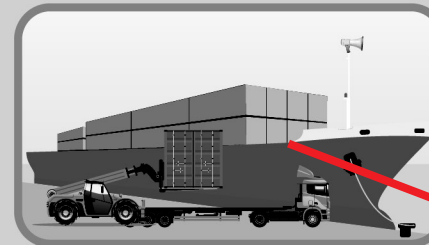
### Sequencing

Read the story below.

### The Big Ship

The big ship is anchored to the dock. They use machines to unload big metal boxes onto trucks. The ship blows its loud horn. Then the big ship pulls away from the dock.

Draw a line from the picture to the order the event happens in the story.



First

Next

Then

Last

## Story Elements

### Sequencing

Read the story below.

### Making a Cake

I made a cake today! My mom and I mixed the batter in a bowl. I licked the spoon. We put the batter in a cake pan and put it in the oven. When it was done, we put icing on the cake. It was delicious. YUM!

Draw a line from the picture to the order the event happens in the story.



First



Next



Then




Last

## Reading Comprehension

The cover of a book can help you predict what the book is about.

### My Loose Tooth



Illustrated by  
Skylar Everett  
Written by  
Joe Fitzpatrick

- The title and the illustration give you a hint
- The author might even give you a hint if you have read a book written by them before

Use the information above to make a prediction about what this book is about. Write your answer on the lines below.

The book is about...

a girl with a loose  
tooth.

## Reading Comprehension

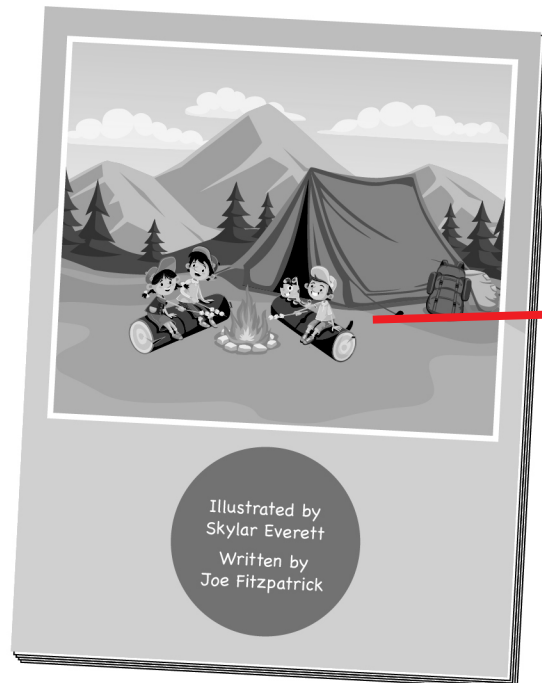
### Making Predictions

Use the cover to make predictions about the book before you read it. Draw a line from the book cover to your prediction.



Illustrated by  
Skylar Everett  
Written by  
Joe Fitzpatrick

- Kids riding bikes
- A day at school
- Animals in a forest



Illustrated by  
Skylar Everett  
Written by  
Joe Fitzpatrick

- Whales in the ocean
- A camping trip
- Soccer practice

## Reading Comprehension

### Making Predictions

Make predictions as you read.

Read the story below.

### The Triple Cactus

Zac was riding his skateboard. He was doing lots of tricks. Zac was great at doing tricks. He decided to try one he had never done before. It was called the triple cactus.

Write what you think will happen next on the lines below.

Zac tried a a new skateboard  
trick that he had never tried  
before called the triple cactus.



# Reading Comprehension

## Visualizing What You Read

Reading a story can paint a picture in your mind. Close your eyes and think about a birthday cake. Do you have a picture in your mind of what it looks like? That is visualizing!

Read the sentences below and draw a picture of what you imagine.



It is my birthday.  
I cannot wait for my party!

# Reading Comprehension

## Visualizing What You Read

Read the sentences below and draw a picture of what you imagine.



My dad is taking me to the game  
this weekend. I am so excited!

# Reading Comprehension

Visualizing What You Read

Read the sentences below and draw a picture of what you imagine.



Tomorrow we go on vacation!

# Reading Comprehension

Visualizing What You Read

Read the sentences below and draw a picture of what you imagine.



We got our first family pet today.

# Reading Comprehension

## Making Connections

When something in a story reminds you of something that happened to you, you are making a connection to the story!

Read the story below.

# The Loose Tooth

I had an apple for lunch today. When I bit into my apple, I felt something pop. I moved my tongue around in my mouth and felt a loose tooth! I wiggled it all day long thinking it would come out, but it didn't. When I got home I showed my mom and she had an idea.



Do you feel a connection to the story? Have you ever had a loose tooth? Write about it on the lines below.

[illegible]

## Reading Comprehension

## Making Connections

Read the story below.

# Melissa and the Three Bunnies

One day Melissa was walking in the forest when she saw a little house. She decided to go in to see who was home. On the table she saw three carrots. She was very hungry and decided to eat one. The big carrot was too hot. The small carrot was too cold. The medium carrot was just right.



Do you feel a connection to the story? Does this story remind you of any other stories you have read? Have you ever been very hungry? Write about it on the lines below.

This image shows a blank sheet of white paper with horizontal ruling lines. The lines are evenly spaced and run across the width of the page. There are no margins, text, or other markings on the paper.

## Reading Comprehension

### Understanding What I Read Using Clues

Look at each picture and read the sentences. Circle the sentence that matches the picture and then rewrite it on the lines below.



The boy is making a cake.  
The girl is painting the fence.

The girl is painting the fence.



The farmer is milking the cow.  
The man is chopping down the tree.

The farmer is milking the cow.



The pig is in the barn.  
The horse jumped over the fence.

The pig is in the barn.



The girl is reading a book.  
The boys are playing tag.

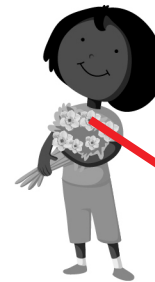
The boys are playing tag.

## Reading Comprehension

### Understanding What I Read Using Clues

Use the clues to find out who each character is. Draw a line from the character to their name.

Connor is wearing a red shirt. He likes to play soccer.  
Gabby plays with her baby doll.  
Max loves to read.  
Kate loves to pick flowers.



Max



Gabby



Kate



Connor






# Reading Comprehension

Understanding What I Read Using Clues

Read the sentences and colour the picture that matches the clues.

I walk sideways.

I have claws.







I love to go for walks  
and play fetch.

I have four legs.

I live on a farm.

I make milk.



I love to eat carrots.

I have long ears.

# Reading Comprehension

Understanding What I Read Using Clues

Read the story below.


Hannah is wearing a pink top. Jane is wearing a green skirt with a green top. Jane always wears ribbons in her hair to match her top. Ben has curly hair and is wearing a blue top and blue jeans. Kurt has brown hair and it is the same colour as his jacket. Jacob has red hair which matches his favourite shoes.

Colour the picture to match the story. Then answer the questions about the story on the lines below.

How many kids are waiting for the school bus? 5

Who is first in line? Jacob

Who is last in line? Ben





## Reading Comprehension

Following Directions

Read the directions below and colour the picture.

1. Colour the bush to the left of the house green.
2. Colour the sun yellow.
3. Colour the chimney on the roof red.
4. Colour the windows light blue.
5. Draw some fluffy clouds in the sky.
6. Draw three flowers near the tree.
7. Colour the door red.
8. Colour the leaves on the tree green.
9. Colour the rest of the house any colour you like.



## Reading Comprehension

Following Directions

Read the sentences below and complete the picture.

1. Draw a beach umbrella for the family.
2. Draw a boat on the water.
3. Draw a sun in the sky.
4. Draw a kite in the sky.
5. Draw starfish on the sand.
6. Draw a pail and shovel on the beach.
7. Draw a beach ball.
8. Draw yourself on the beach.



## Seasons

Read the story below. Then colour the pictures.

Summer, winter, spring, or fall,  
Which do I like most of all?


Swimming and hiking are lots of fun.  
For them I need the summer sun.

Winter brings us fluffy snow  
That makes my snowman grow and grow.

The flowers come to life in spring  
And birds come flying back to sing.

In fall the leaves turn red and brown,  
And then they all come tumbling down.


Summer, winter, spring, or fall,  
Which do I like most of all?



## Climbing Trees

Read the story below. Then colour the picture.

Eila and Finn like to climb trees. They see a kitten in the tree. The kitten is afraid. It will not come down. Finn tries to help the kitten. The kitten climbs higher up the tree. Eila pats the kitten and picks it up. Finn and Eila are good climbers. They are good helpers, too!



## Comic Strip Fun

Read the comic strip below.



## Soccer

Read the story below. Then colour the picture.


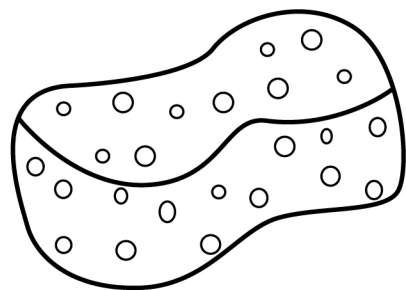

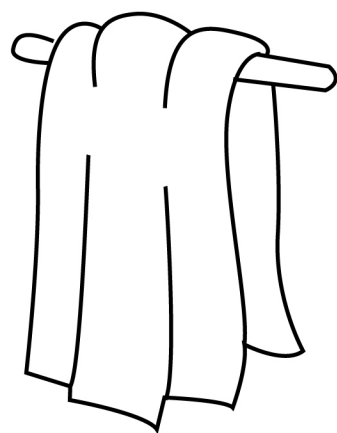
Hector is going to play soccer today.  
He is very happy.  
He likes to play soccer.  
After the game begins, it starts to rain.  
They keep playing anyway.  
It got very muddy! It was a lot of fun!



## Riddles

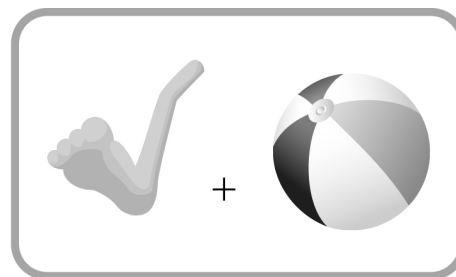
Riddles are brain teasers that make you think. Read the riddles below and try to answer them. Then colour the picture.

1. I get wetter and wetter the more I dry.  
What am I? towel
2. I have hands and a face, but I can't touch or smile.  
What am I? clock
3. I am full of holes but I can still hold water.  
What am I? sponge
4. I am full of keys but can't open any door.  
What am I? piano

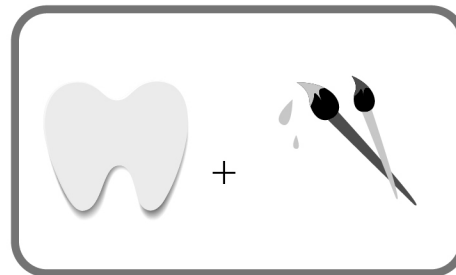


## Compound Words

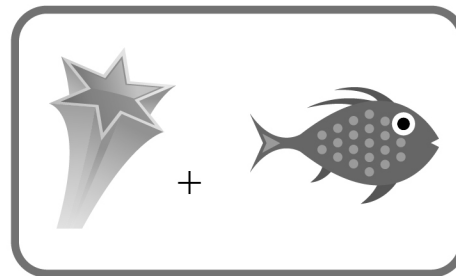
Compound words are two words that when combined make a new word. Look at the pictures to figure out the compound words. Write the words on the lines below.




= football




= toothbrush



= starfish



= rainbow

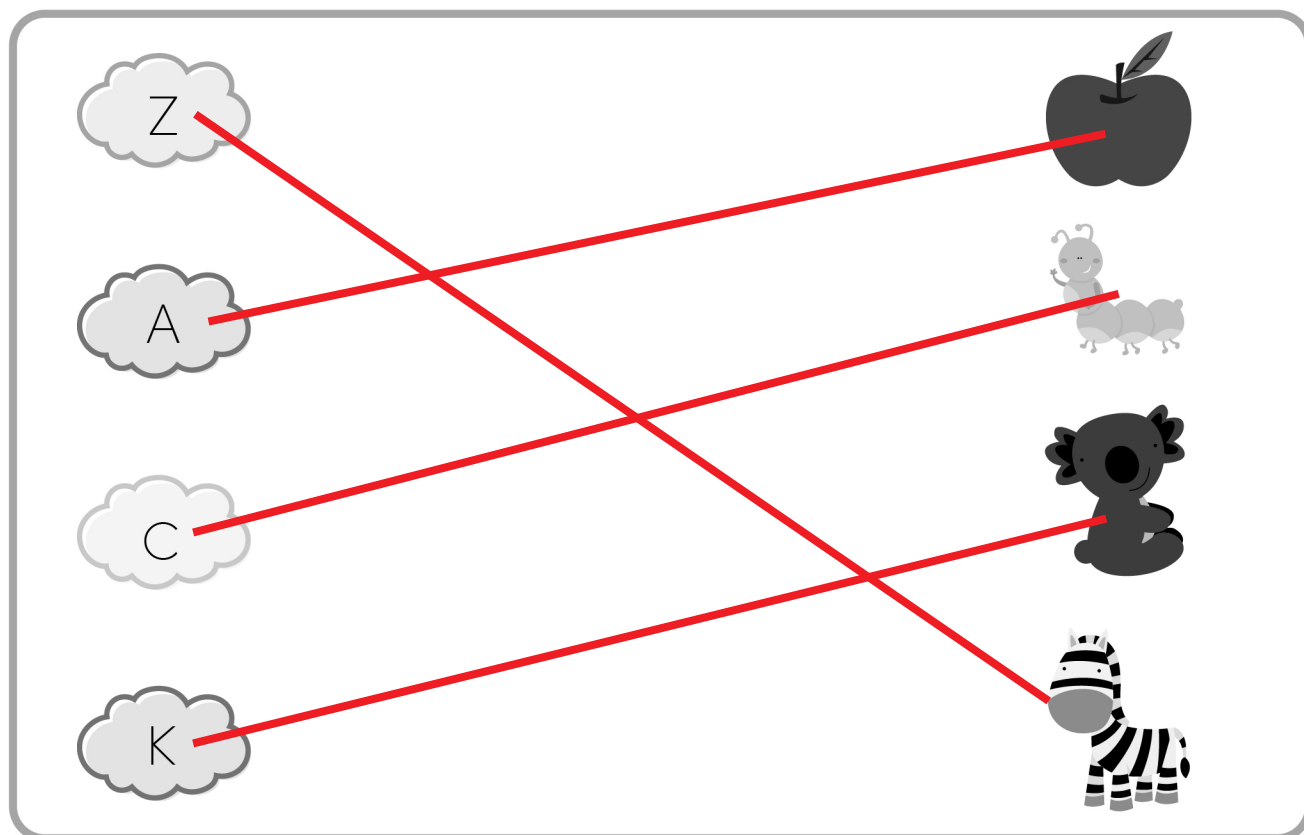


= cupcake

## Summary of Concepts

Decoding Words and Sight Words

Draw a line from the letter to the object that begins with that sound.



Write the sight words below.

can

can

be

be

to

to

come

come


## Summary of Concepts

Visualize and Predict

Make a prediction about what this book will be about by looking at the cover.

Write your answer on the lines below.





# CERTIFICATE of Achievement



.....  
has successfully completed  
**Grade 1 Reading Readiness**

Date .....

Parent's Signature .....

