





















Table of Contents

Letter to the Parents



Add to the Fun and Skill Sets

Poster


	Level 1	6	
	Level 2	36	
	Level 3	65	
	Level 4	94	
	Level 5	123	
	Level 6	152	
	Level 7	181	
	Level 8	210	
	Level 9	239	
	Level 10	259	

Let's Get Ready for Grade One

Colour this page filled with some of the things you will learn and do while getting ready to start grade one.



$$3 + 3 = 6$$



$$7 - 3 = 4$$



Pick Up Your Pencil the "Write" Way

Proper pencil grip is an essential part of being able to write accurately and legibly without putting strain on tiny hand muscles. Practise picking up your pencil and holding it with an OK grip.

STEP 1

Make an "OK" sign with your fingers.



STEP 2

Place the pencil between your thumb and first finger, and pinch it close to the tip.



STEP 3

Fold your other fingers down like a fist.




This takes practice before it feels natural. Keep trying!


Tracing Time

Let's make half circles! Try to follow the handwriting lines.

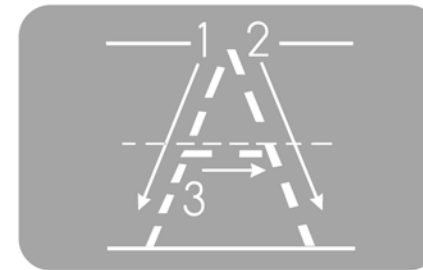
Place your pencil on the red dot and trace the dashes to make curved lines. Remember to hold your pencil correctly.



Trace the lines below and colour the pictures.



Pencil Practice





Follow the arrows to trace the capital letter A with your finger. Then use a pencil to trace the capital letters below. Make sure you are holding your pencil correctly.



Now trace the lowercase letter a with your finger. Use a pencil to trace the lowercase letters below.




A is for apple and ant. Trace the letter a in each word and colour the pictures.



Cool Counting

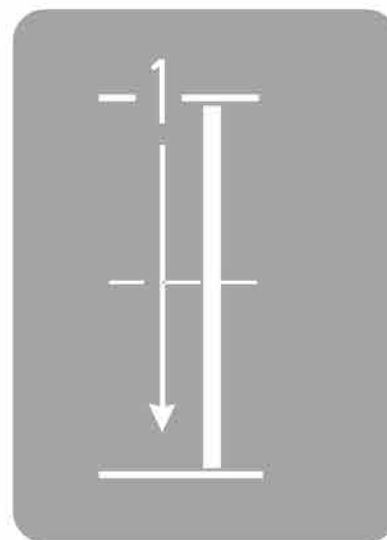
How many apples do you see? Count the apples in the tree and write your answer below.



There are 10 apples
in the tree.



Know Your Numbers

Count 1 moose. Trace the number 1 with your finger. Then trace the numbers below with a pencil. After that, try to write the number 1 on your own!



one moose

Circle the box that shows 1.



I Can Add

Count the spots on each butterfly wing to add. Write how many spots there are in all on the lines below.

1 + 1 = 2

2 + 2 = 4


3 + 3 = 6

1 + 3 = 4

3 + 2 = 5

Marvelous Math

Colour the shapes using the code below.



How many of each shape did you colour? Write the totals inside the shapes below.



What's that Sound?

This is an A. What sound does the letter A make? Read this phrase and find out! When reading the letter phrase, say the sound the letter makes if it is in blue and say the name of the letter if it is in red.

A-A-A is for Abby, Abby!

A-A-A is A!



Read the words that begin with the letter A below and colour the pictures.



apple



astronaut



alligator

More Letter Sounds

The letter a can also be in the middle of a word. Read the words with the letter a below out loud and colour the pictures.



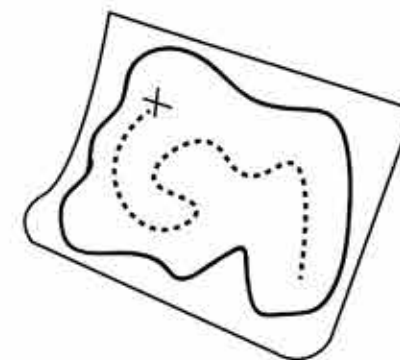
hat



can




cat



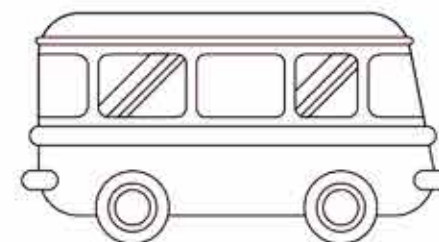
map



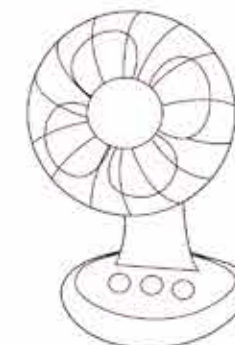
bat



cap



van



fan

All About Me

Fill in the blank spaces below. Then draw a picture of yourself doing or holding something you like in the box.

My name is_____.

I am _____ years old.

I like _____.

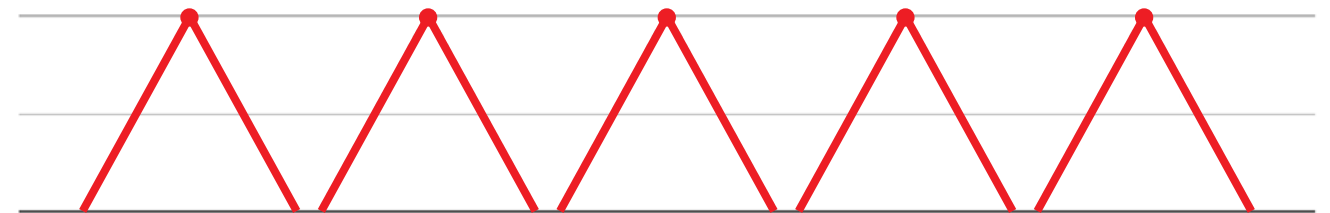
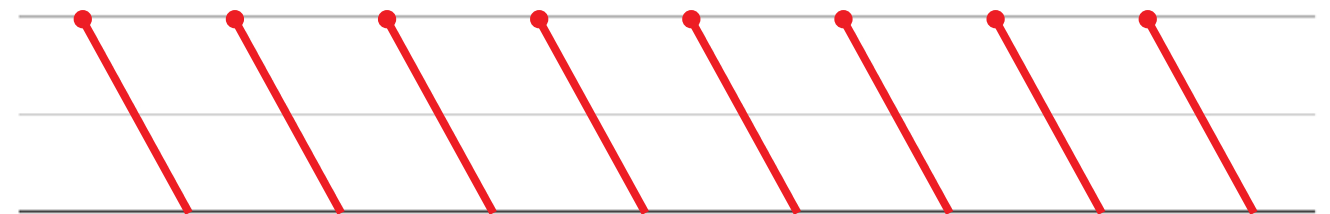
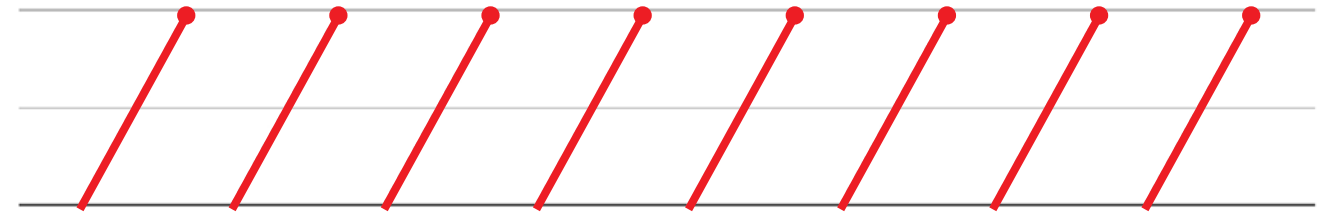
This is a picture of me
and what I like!



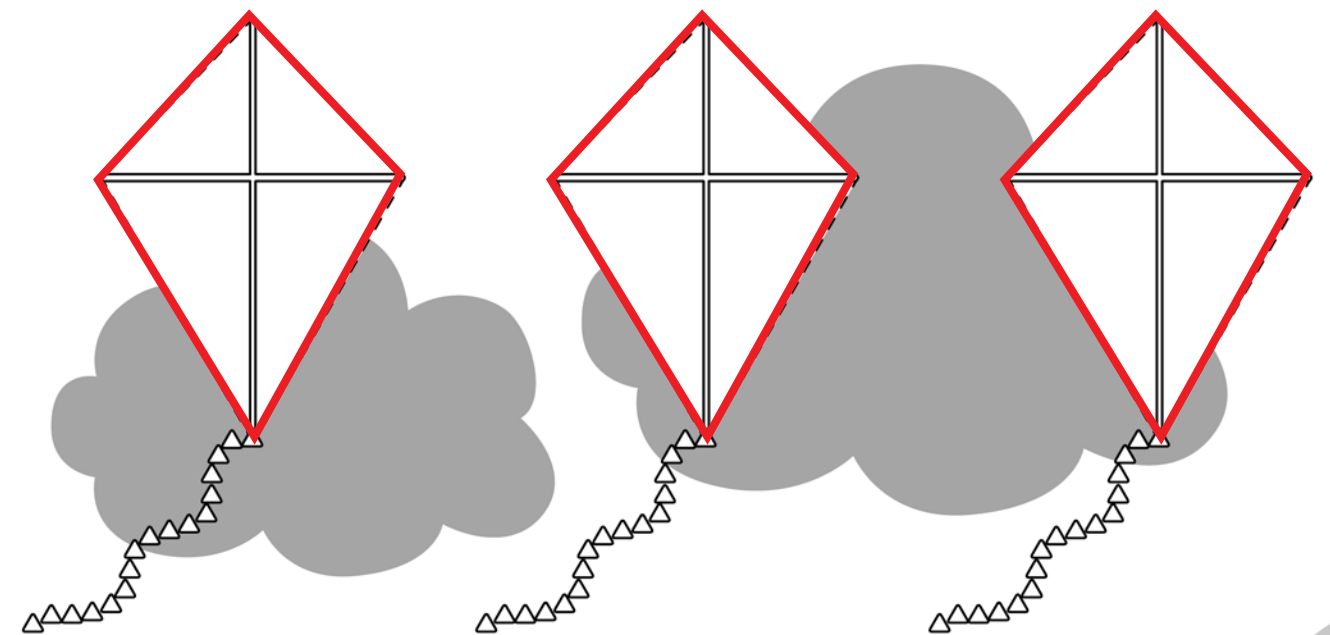
Tracing Time

Let's make diagonal lines! Try to follow the handwriting lines.

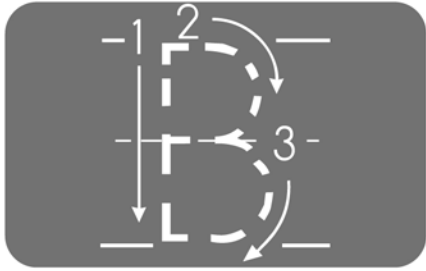
Place your pencil on the red dot and trace the dashes to make diagonal lines. Remember to hold your pencil correctly.



Trace the lines below and colour the pictures.



Pencil Practice



Follow the arrows to trace the capital letter B with your finger. Then use a pencil to trace the capital letters below. Make sure you are holding your pencil correctly.

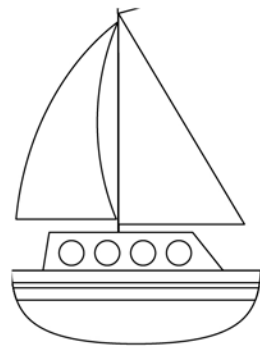

B B B B B

Now trace the lowercase letter b with your finger. Use a pencil to trace the lowercase letters below.



b b b b b

B is for bear and boat. Trace the letter b in each word and colour the pictures.



bear

boat


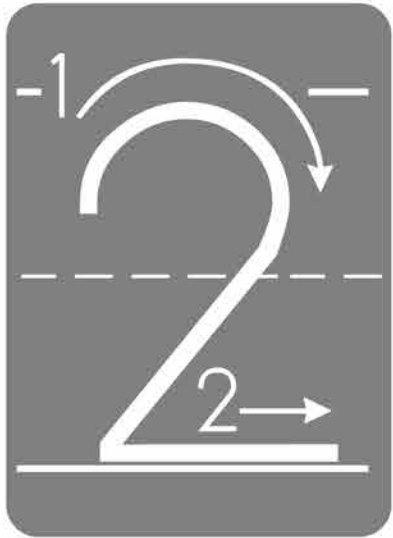
Cool Counting

How many bugs do you see? Count the bugs in the garden and write your answer below. Then colour the bugs.



Know Your Numbers


Count 2 kittens. Trace the number 2 with your finger. Then trace the numbers below with a pencil. After that, try to write the number 2 on your own.



two kittens



Circle the box that shows 2.




I Can Add


Look at all of the seashells! Follow the directions below and write your answers in the boxes.




Count the pink seashells.
How many did you count?



Count the purple seashells.
How many did you count?



Count all of the seashells.
How many seashells are there in all?



Marvelous Math

Count the pictures below. Then draw a line from the pictures to the matching numbers.



4



2



1



3

What's That Sound?

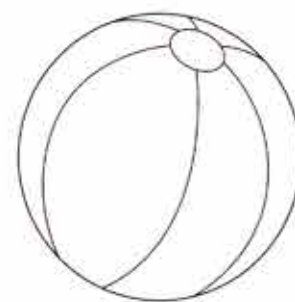
This is a B. What sound does the letter B make? Read this phrase and find out! When reading the letter phrase, say the sound the letter makes if it is in blue and say the name of the letter if it is in red.

B-B-B is for Ben, Ben!


B-B-B is B!



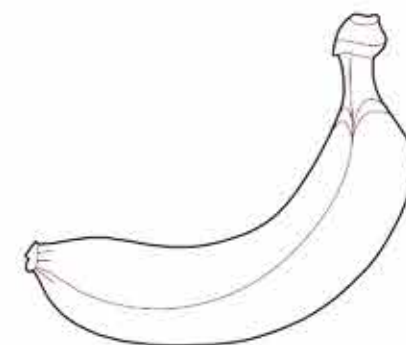
Read the words that begin with the letter B below and colour the pictures.



ball




butterfly




banana

More Letter Sounds


There are lots of words that begin with the letter b! Say the name of each picture below and write the letter b at the beginning of each word that begins with the letter b. Be careful, not all of the words begin with the letter b. Only colour the pictures that begin with the letter b.




b ug



b ear



og



b unny



b ike



rog

Move Like the Animals

Let's get our muscles moving! For this activity, you'll need some room to move.

Think of a hawk and how it moves. Stretch your arms out wide and run around the room soaring like a hawk.



How about a big frog? Squat down to the ground, then hop up and down around the room.



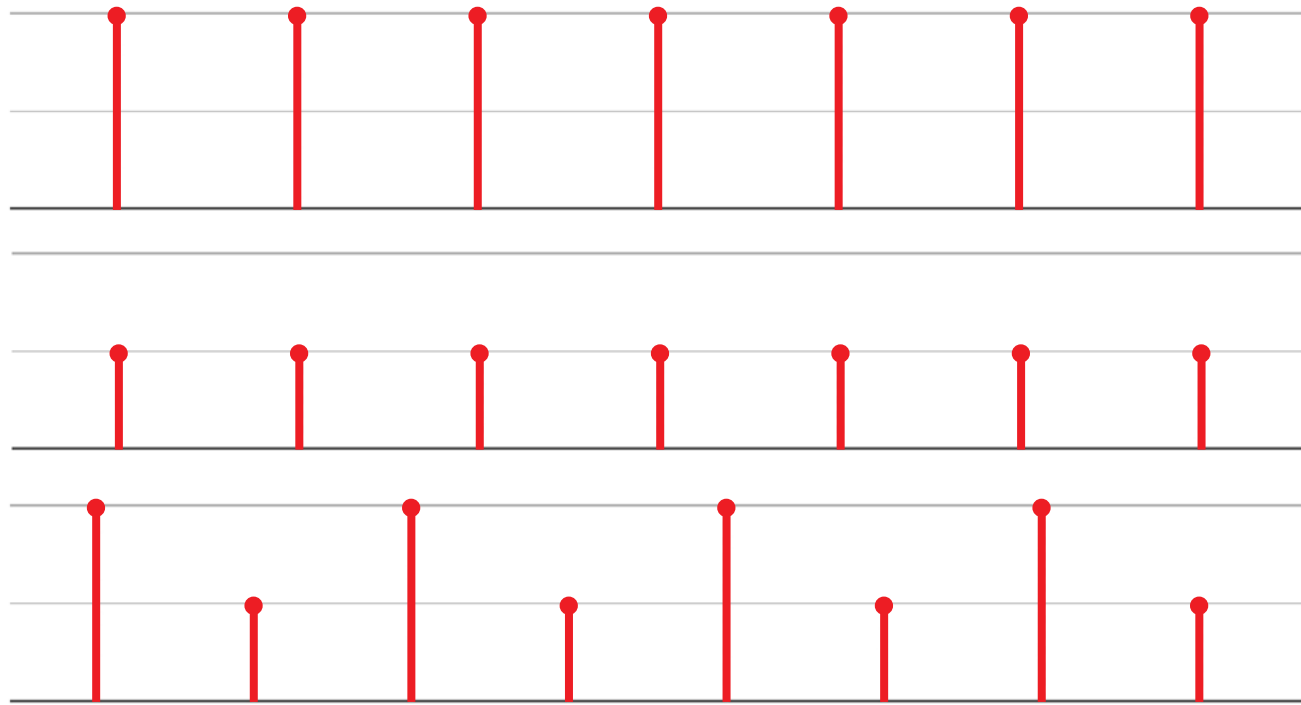
How about a snake? Lay down on the floor and put your arms at your sides. Wiggle your body around and slither across the room.




Tracing Time

Let's make vertical lines! Try to follow the handwriting lines.

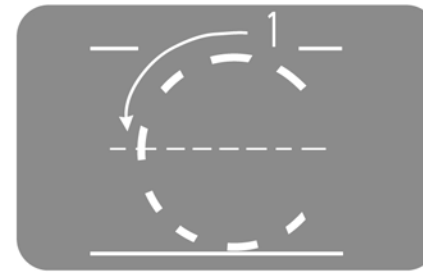
Place your pencil on the red dot and trace the dashes to make vertical lines. Remember to hold your pencil correctly.



Trace the lines below and colour the pictures.



Pencil Practice




Follow the arrows to trace the capital letter C with your finger. Then use a pencil to trace the capital letters below. Make sure you are holding your pencil correctly.



Now trace the lowercase letter c with your finger. Use a pencil to trace the lowercase letters below.



C is for cat and coat. Trace the letter c in each word and colour the pictures.



c at

c o at


Cool Counting

Count the bubbles and write the missing numbers up to 10. Then colour the bubbles using your favourite colours.



Know Your Numbers



Count 3 frogs. Trace the number 3 with your finger. Then trace the numbers below with a pencil. After that, try to write the number 3 on your own.



three frogs




Circle the box that shows 3.



I Can Add

There are ants at the picnic! Follow the directions below and write your answers in the boxes.



Count the red ants.
How many did you count?

2

Count the black ants.
How many did you count?

3

Count all of the ants.
How many ants are there in all?

5

Marvelous Math

Use a single die to play the gumball game. Roll the die and count the dots on the side you see facing up. Use the key to find the correct colour and colour that number in the gumball machine. Keep rolling and matching numbers until all of the gumballs are coloured in.

1 = ●

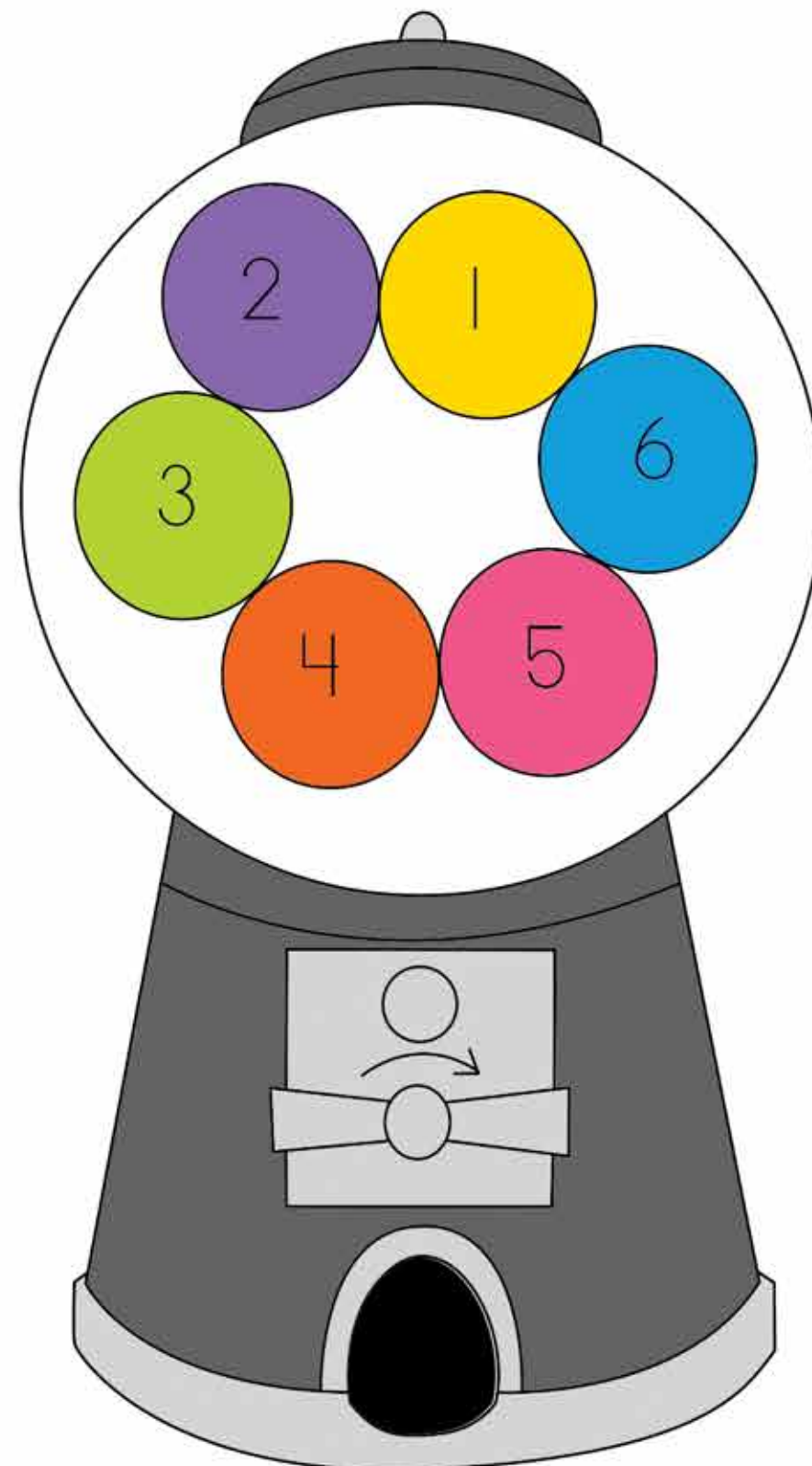
2 = ●

3 = ●

4 = ●

5 = ●

6 = ●




What's That Sound?

This is a C. What sound does the letter C make? Read this phrase and find out! When reading the letter phrase, say the sound the letter makes if it is in blue and say the name of the letter if it is in red.

C-C-C is for cat, cat.

C-C-C is C.



Read the words that begin with the letter C below and colour the pictures.



cake



carrot



cow

More Letter Sounds

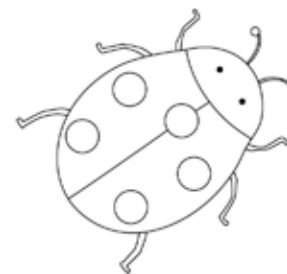
There are lots of words that begin with the letter c! Say the name of each picture below and write the letter c at the beginning of each word that begins with the letter c. Be careful, not all of the words begin with the letter c. Only colour the pictures that begin with the letter c.




Clock




_____orm



_____ug



_____ish



Car



Cloud

Let's Review the Green Level!

Count the bugs and write the numbers below each group.



1



3



2

Trace the letters below with your finger. Then trace them with a pencil.

A a B b C c

Match the pictures to the numbers. Count the pictures and draw a line to the matching number.



2



1



3



CERTIFICATE of Achievement



has successfully completed
LEVEL 1

Parent's Signature

Date

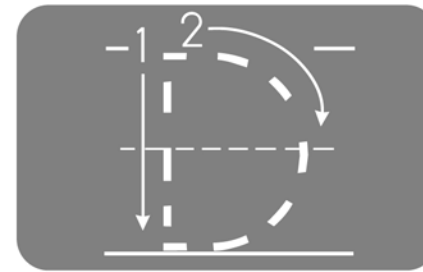
Place Level 1
Sticker Here

Tracing Time


Help the animals find their food! Trace the horizontal lines from left to right. Make sure you are holding your pencil correctly and try your best to stay on the lines.




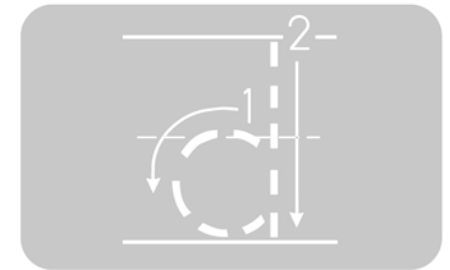
Pencil Practice






Follow the arrows to trace the capital letter D with your finger. Then use a pencil to trace the capital letters below. Make sure you are holding your pencil correctly.



Now trace the lowercase letter d with your finger. Use a pencil to trace the lowercase letters below.



D is for dog and duck. Trace the letter d in each word and colour the pictures.



Cool Counting


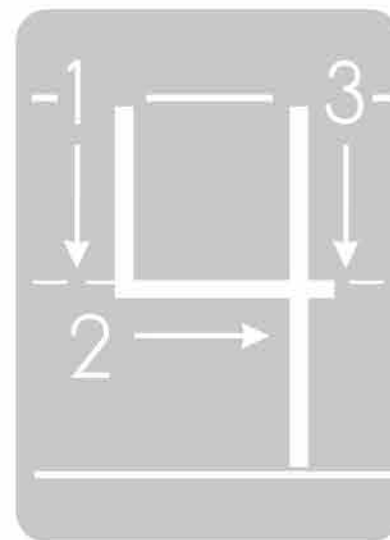
Count the mittens left behind in the snow and write your answer below.



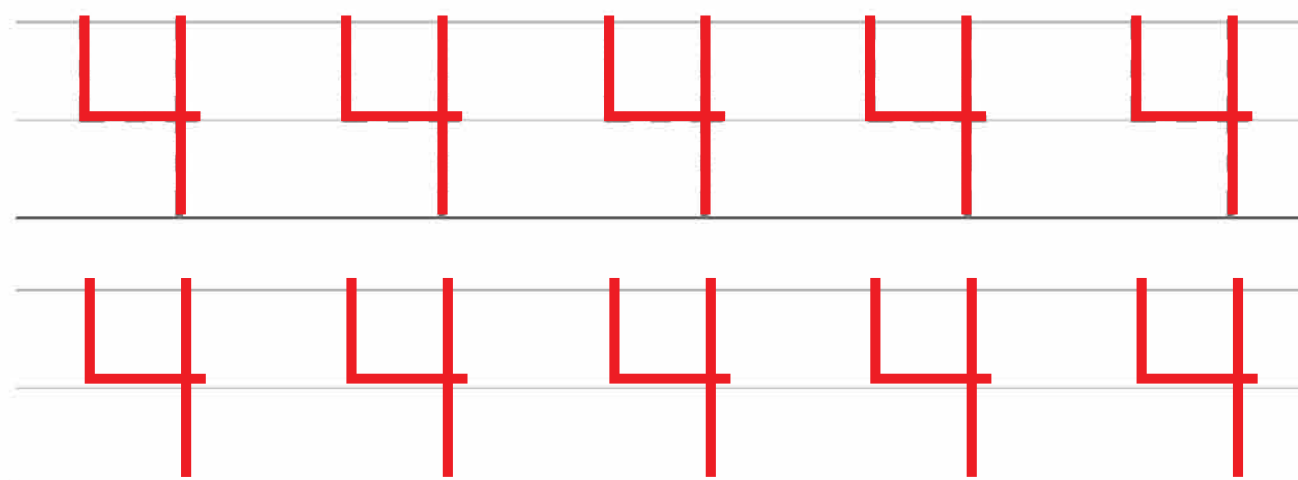
There are 4 mittens
in the snow.

Know Your Numbers


Count 4 chicks. Trace the number 4 with your finger. Then trace the numbers below with a pencil. After that, try to write the number 4 on your own.



four chicks



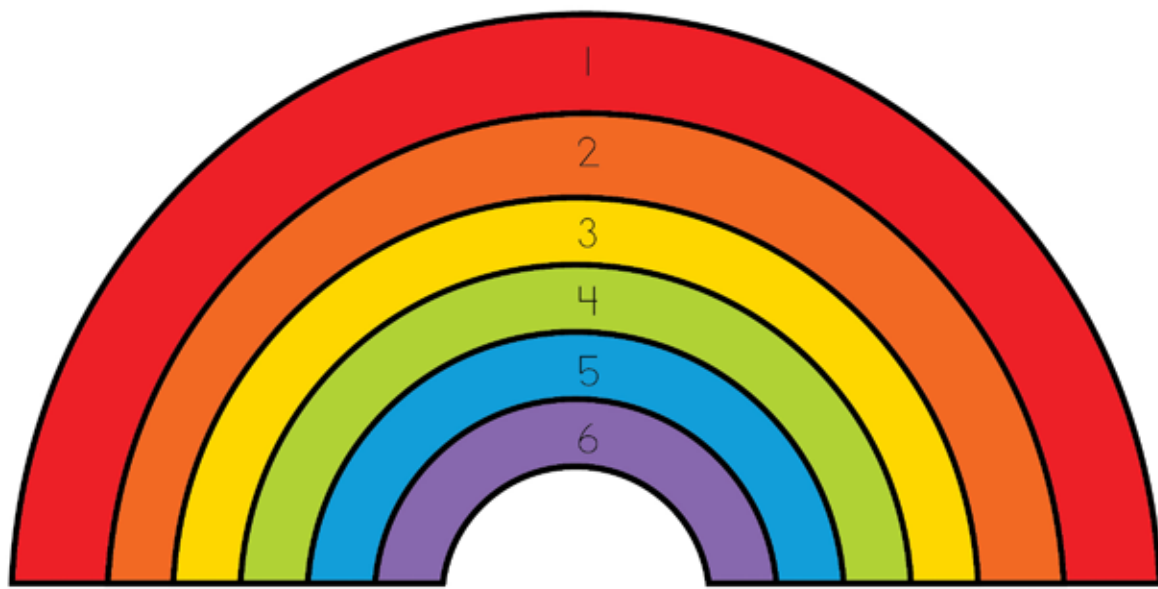
Circle the box that shows 4.



I Can Add

Count the dots below to add and write your answers on the lines. Then colour the picture using the code below.

1= red 2= orange 3= yellow 4= green 5= blue 6= purple



$$1 + 0 = \underline{1}$$



$$1 + 1 = \underline{2}$$



$$2 + 1 = \underline{3}$$



$$2 + 2 = \underline{4}$$



$$3 + 2 = \underline{5}$$



$$3 + 3 = \underline{6}$$



Marvelous Math

Colour the house using the code below.



yellow




green



red



blue




How many of each shape did you colour? Write the totals inside the shapes below.




What's That Sound?

This is a D. What sound does the letter D make? Read this phrase and find out! When reading the letter phrase, say the sound the letter makes if it is in blue and say the name of the letter if it is in red.

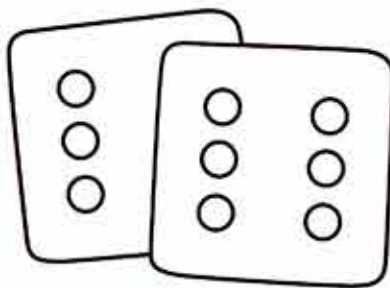
D-D-D is for dolphin, dolphin.
D-D-D is D!



Read the words that begin with the letter D below and colour the pictures.



dog



dice




dinosaur

More Letter Sounds

There are lots of words that begin with the letter d. Say the name of each picture below and write the letter d at the beginning of each word that begins with the letter d. Be careful, not all of the words begin with the letter d. Only colour the pictures that begin with the letter d.



d u c k



i k e



d o o r



d o l l



w l



d r u m

All About My Family

Fill in the blank spaces below to talk about your family.

I have _____ people
in my family.


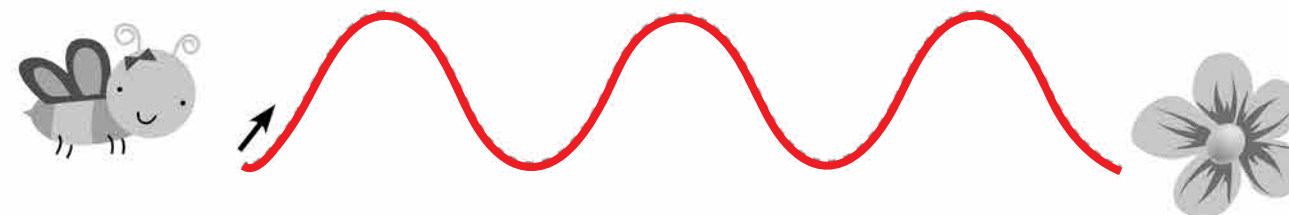

I have _____ pets.

This is a picture of my
family and my pets!



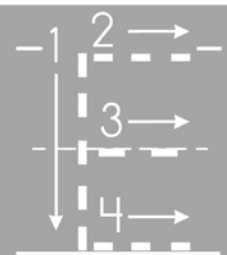
Tracing Time

Help the insects find the flowers! Trace the lines from left to right. Make sure you are holding your pencil correctly and try to stay on the lines.



Pencil Practice

Cool Counting



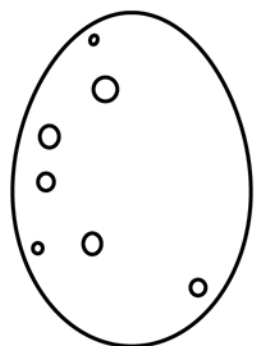
Follow the arrows to trace the capital letter E with your finger. Then use a pencil to trace the capital letters below. Make sure you are holding your pencil correctly.




Now trace the lowercase letter e with your finger. Use a pencil to trace the lowercase letters below.



E is for egg and eagle. Trace the letter e in each word and colour the pictures.


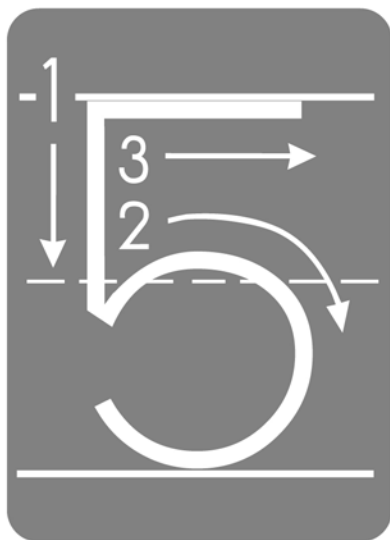


Count how many fish are swimming in the ocean and write your answer below. Then colour the fish.




Know Your Numbers




Count 5 bunnies. Trace the number 5 with your finger. Then trace the numbers below with a pencil. After that, try to write the number 5 on your own.



five bunnies






Circle the box that shows 5.





I Can Add

Count the balloons to add and write your answers in the boxes below. Then colour the balloons.



Marvelous Math


Look at the pictures below. Some are the same and some are different. Using your favourite crayon, circle the pictures in each row that are the SAME.



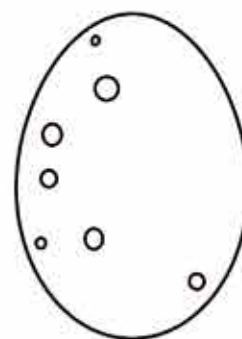
What's That Sound?

This is an E. What sound does the letter E make? Read this phrase and find out! When reading the letter phrase, say the sound the letter makes if it is in blue and say the name of the letter if it is in red.

E-E-E is for elephant, elephant.
E-E-E is E.



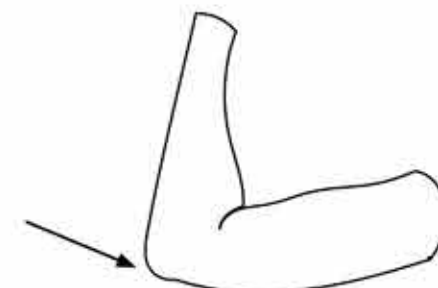
Read the words that begin with the letter E below and colour the pictures.



egg



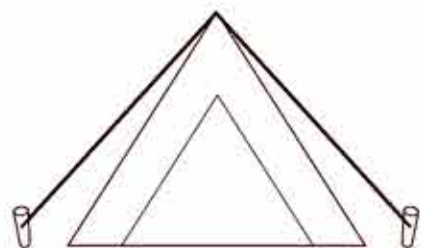
eagle




elbow

More Letter Sounds

The letter *e* can also be in the middle of a word. Read the words with the letter *e* below out loud and colour the pictures.



tent




hen




vet



bed



pet



shell



bell

Move Those Muscles


You Will Need: painter's tape or masking tape

Place the tape in long, straight, and zigzag lines across the floor. Walk across the tape lines like a balance beam. Hold your hands out to your sides and try not to step off the tape. Put on some fun music and see if you can stop moving when the music stops playing without falling.

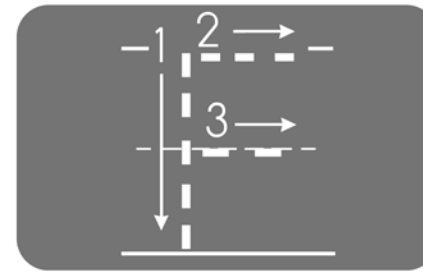


Tracing Time


Trace the lines to complete the flowers below. Then colour them.




Pencil Practice




Follow the arrows to trace the capital letter F with your finger. Then use a pencil to trace the capital letters below. Make sure you are holding your pencil correctly.



Now trace the lowercase letter f with your finger. Use a pencil to trace the lowercase letters below.




F is for frog and flag. Trace the letter f in each word and colour the pictures.



Cool Counting


Count how many seeds are in the watermelon and write your answer below. Then colour the seeds.




There are 10 seeds
in the watermelons.

Know Your Numbers



Count 6 monkeys. Trace the number 6 with your finger. Then trace the numbers below with a pencil. After that, try to write the number 6 on your own.



six monkeys



Circle the box that shows 6.



I Can Add

Count the lollipops to add and write your answers in the boxes below. Then colour the lollipops.

$$\begin{array}{c} \text{6 lollipops} \end{array} + \begin{array}{c} \text{1 lollipop} \end{array} = \boxed{7}$$

$$\begin{array}{c} \text{3 lollipops} \end{array} + \begin{array}{c} \text{4 lollipops} \end{array} = \boxed{7}$$

$$\begin{array}{c} \text{5 lollipops} \end{array} + \begin{array}{c} \text{5 lollipops} \end{array} = \boxed{10}$$

$$\begin{array}{c} \text{1 lollipop} \end{array} + \begin{array}{c} \text{3 lollipops} \end{array} = \boxed{4}$$

$$\begin{array}{c} \text{4 lollipops} \end{array} + \begin{array}{c} \text{4 lollipops} \end{array} = \boxed{8}$$

Marvelous Math

Count the dots on the dice and add them together. Write the answers on the lines below.

$$\begin{array}{c} \text{2 dots} \end{array} + \begin{array}{c} \text{3 dots} \end{array} = \underline{5}$$

$$\begin{array}{c} \text{3 dots} \end{array} + \begin{array}{c} \text{3 dots} \end{array} = \underline{6}$$

$$\begin{array}{c} \text{4 dots} \end{array} + \begin{array}{c} \text{2 dots} \end{array} = \underline{6}$$

$$\begin{array}{c} \text{4 dots} \end{array} + \begin{array}{c} \text{1 dot} \end{array} = \underline{5}$$

$$\begin{array}{c} \text{5 dots} \end{array} + \begin{array}{c} \text{2 dots} \end{array} = \underline{7}$$

$$\begin{array}{c} \text{5 dots} \end{array} + \begin{array}{c} \text{1 dot} \end{array} = \underline{6}$$

$$\begin{array}{c} \text{1 dot} \end{array} + \begin{array}{c} \text{3 dots} \end{array} = \underline{4}$$


$$\begin{array}{c} \text{1 dot} \end{array} + \begin{array}{c} \text{6 dots} \end{array} = \underline{7}$$

What's That Sound?

This is an F. What sound does the letter F make? Read this phrase and find out! When reading the letter phrase, say the sound the letter makes if it is in blue and say the name of the letter if it is in red.

F - F - F is for frog, frog.

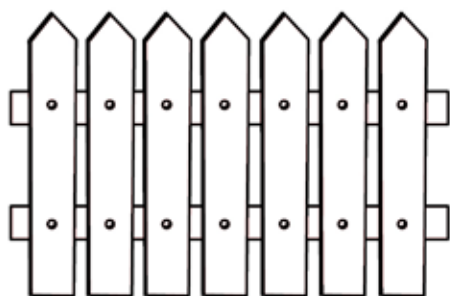
F - F - F is F.



Read the words that begin with the letter F below and colour the pictures.



feather



fence




flower

More Letter Sounds


There are lots of words that begin with the letter f. Say the name of each picture below and write the letter f at the beginning of each word that begins with the letter f. Be careful, not all of the words begin with the letter f. Only colour the pictures that begin with the letter f.




f _ _ i r e



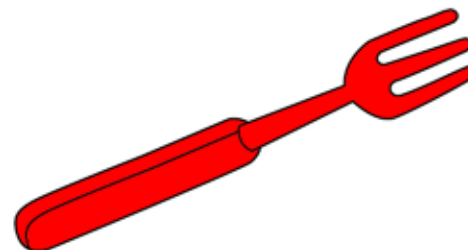
f _ _ o x



f _ _ i s h



_ _ _ a r



f _ _ o r k



_ _ _ a t

Let's Explore

The world around you is fun to explore! Use your senses to explore the things around you outside. Take this book and go outside. Sit on the ground and look up at the sky. Then follow the directions below.


Draw what you see.

Draw what you hear.

Draw what you smell.

Let's Review the Blue Level!

Count the porcupines and write the number in the box below.





4

Trace the letters below with your finger. Then trace them with a pencil.

Dd Ee Ff

Match the pictures to the numbers. Count the pictures and draw a line to the matching number.



5

3

4




CERTIFICATE of Achievement



.....
has successfully completed
LEVEL 2

Date

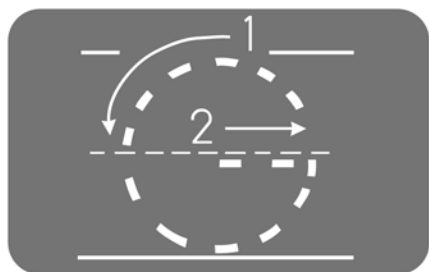
Parent's Signature



Trace the lines as they blow the leaves around. Then colour the leaves.



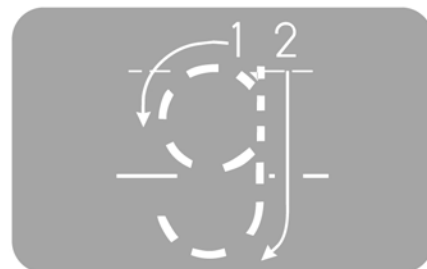
Pencil Practice




Follow the arrows to trace the capital letter G with your finger. Then use a pencil to trace the capital letters below. Make sure you are holding your pencil correctly.



Now trace the lowercase letter g with your finger. Use a pencil to trace the lowercase letters below.



G is for goat and grass. Trace the letter g in each word and colour the pictures.





g o a t

g r a s s

Cool Counting

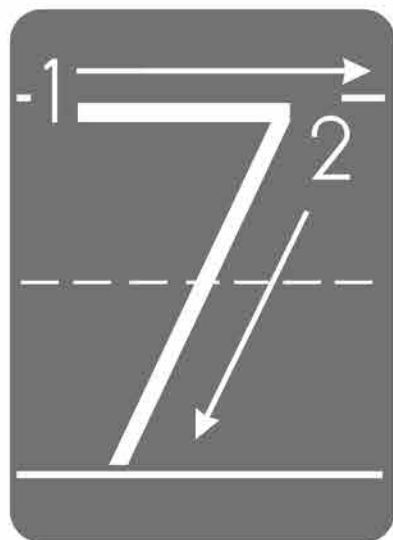
Count the bunnies and write the number below. Then colour the bunnies.



There are 8 bunnies.

Know Your Numbers


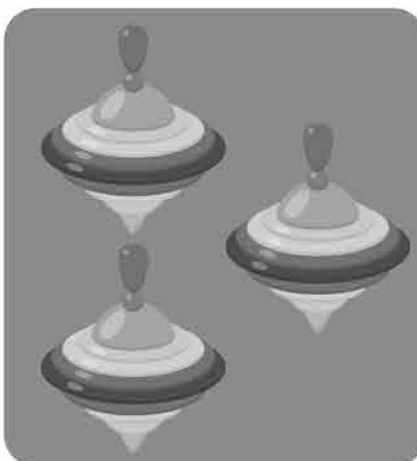
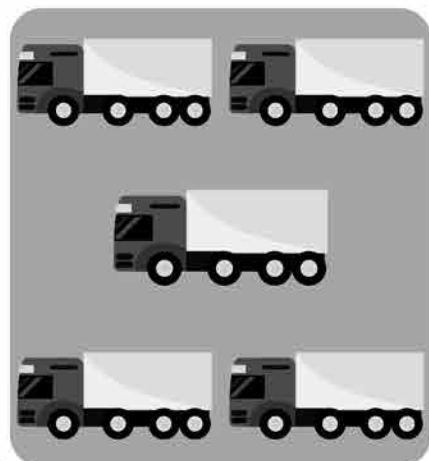
Count 7 snakes. Trace the number 7 with your finger. Then trace the numbers below with a pencil. After that, try to write the number 7 on your own.



seven snakes



Circle the box that shows 7.



I Can Add

Count the dolphins to add and write your answers in the boxes below. Then colour the dolphins.

$$\begin{array}{c} \text{Dolphin} \quad \text{Dolphin} \\ + \quad \text{Dolphin} \quad \text{Dolphin} \end{array} = \boxed{6}$$

$$\begin{array}{c} \text{Dolphin} \quad \text{Dolphin} \\ + \quad \text{Dolphin} \end{array} = \boxed{7}$$



$$\begin{array}{c} \text{Dolphin} \quad \text{Dolphin} \quad \text{Dolphin} \\ + \quad \text{Dolphin} \quad \text{Dolphin} \end{array} = \boxed{7}$$

$$\begin{array}{c} \text{Dolphin} \quad \text{Dolphin} \\ + \quad \text{Dolphin} \quad \text{Dolphin} \end{array} = \boxed{8}$$

$$\begin{array}{c} \text{Dolphin} \quad \text{Dolphin} \quad \text{Dolphin} \\ + \quad \text{Dolphin} \quad \text{Dolphin} \quad \text{Dolphin} \end{array} = \boxed{10}$$

Marvelous Math

What comes next in the pattern? Touch and say the names of the pictures below. Then look at the pictures in the circle. Put a check mark on the picture in the circle that comes next in the pattern.



What's That Sound?




This is a G. What sound does the letter G make? Read this phrase and find out! When reading the letter phrase, say the sound the letter makes if it is in blue and say the name of the letter if it is in red.

G-G-G is for goose, goose.

G-G-G is G.




Read the words that begin with the letter G below and colour the pictures.



grapes grasshopper gorilla

More Letter Sounds

There are lots of words that begin with the letter g. Say the name of each picture below and write the letter g at the beginning of each word that begins with the letter g. Be careful, not all of the words begin with the letter g. Only colour the pictures that begin with the letter g.



g o a t




g r a s s



g i f t



g i r l



i r d



a t

Roll and Move

Let's get our muscles moving! For this activity, you'll need some room to move. Read the poem and do the actions as you read.



Roll and move,
Touch your toes,
Wave your arms,
And touch your nose.



Roll and move,
Jump forward,
Jump back,
Whistle like a train on the train track.



Take two big steps,
Hop on one leg,
Run across the room,
Then do it with the other leg.

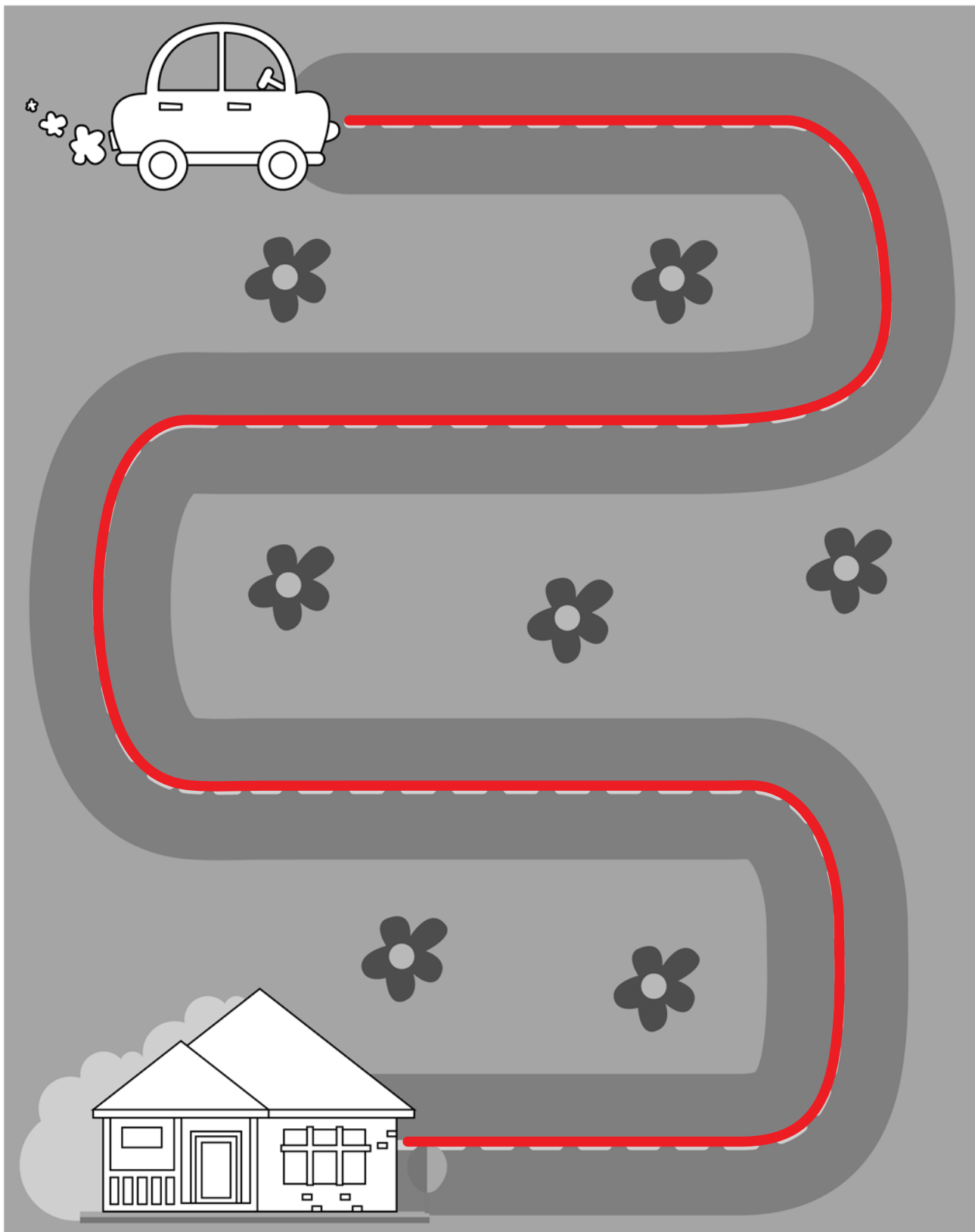


Now this poem is about to end,
But not before you do a deep knee bend.

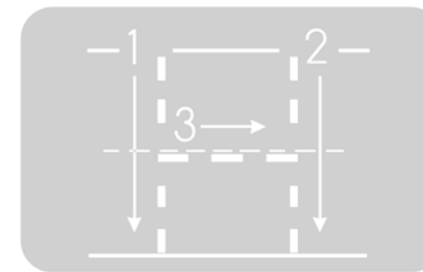


Tracing Time

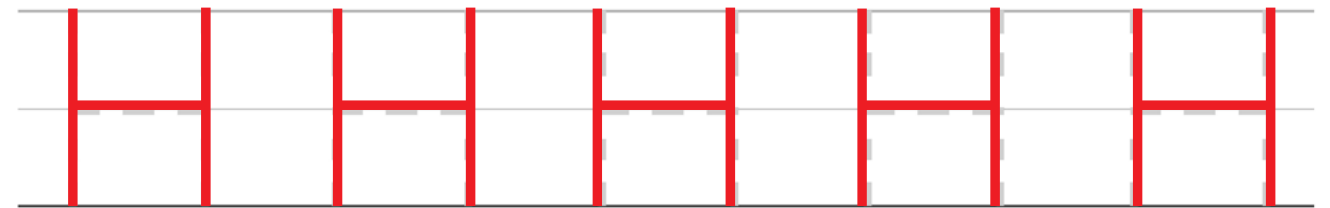
Time to go home! Trace the dotted line below to help the car get to the house. Then colour the car and house.




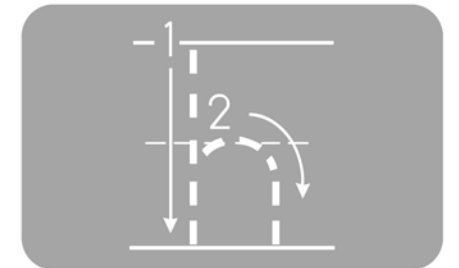
Pencil Practice




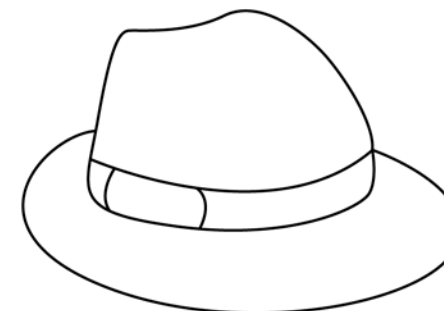
Follow the arrows to trace the capital letter H with your finger. Then use a pencil to trace the capital letters below. Make sure you are holding your pencil correctly.



Now trace the lowercase letter h with your finger. Use a pencil to trace the lowercase letters below.



H is for hat and horse. Trace the letter h in each word and colour the pictures.




h at

h orse

Cool Counting



Count the hot-air balloons in the sky and write the number below. Then colour the hot-air balloons.




How many hot-air balloons are there in all? 9

Know Your Numbers



Count 8 lollipops. Trace the number 8 with your finger. Then trace the numbers below with a pencil. After that, try to write the number 8 on your own.



eight lollipops



Circle the box that shows 8.



I Can Add

How many kids are in the pool? Answer the questions below and colour all of the kids.



How many kids are swimming in the pool? 5

How many kids are not swimming in the pool? 3

How many kids are there in all? 8

Marvelous Math

What comes next in the pattern? Touch and say the names of the numbers below. Then look at the numbers in the circle. Put a check mark on the number in the circle that comes next in the pattern.

2 3 4 2 3 (2 3 4) ✓

5 6 7 5 6 (5 6 7) ✓

7 8 7 8 7 (7 8 9) ✓

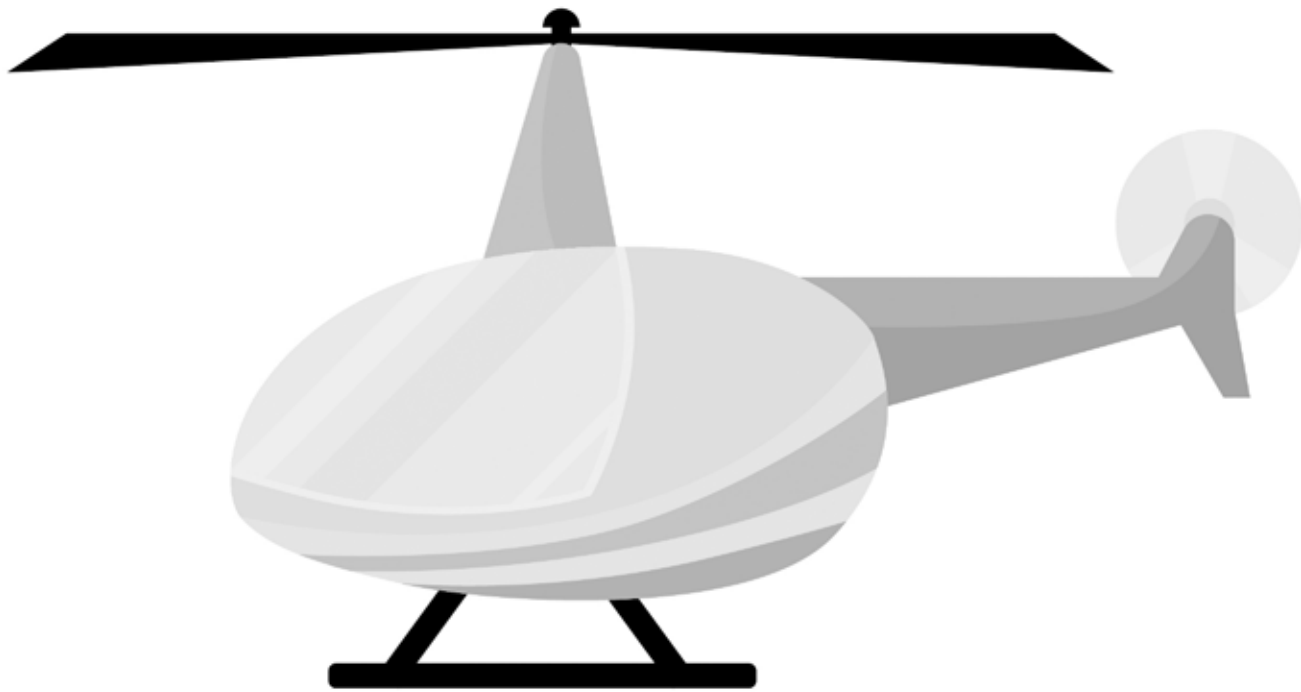
1 3 4 1 3 (1 3 4) ✓

2 4 5 2 4 (2 4 5) ✓


What's That Sound?

This is an H. What sound does the letter H make? Read this phrase and find out! When reading the letter phrase, say the sound the letter makes if it is in blue and say the name of the letter if it is in red.

H-H-H is for helicopter,
helicopter. H-H-H is H.



Read the words that begin with the letter H below and colour the pictures.



horse




hen




hand

More Letter Sounds


There are lots of words that begin with the letter h. Say the name of each picture below and write the letter h at the beginning of each word that begins with the letter h. Be careful, not all of the words begin with the letter h. Only colour the pictures that begin with the letter h.



h ippo e e



h eart h ouse



h ale h at



Move Like the Animals

For this activity, you'll need some room to move. Let's get our muscles moving! Think of an animal and how it moves. Do what the animals do!



Move like a bear
(crawl on all fours).



Move like a kangaroo
(take big leaps with your arms in
front of your chest).



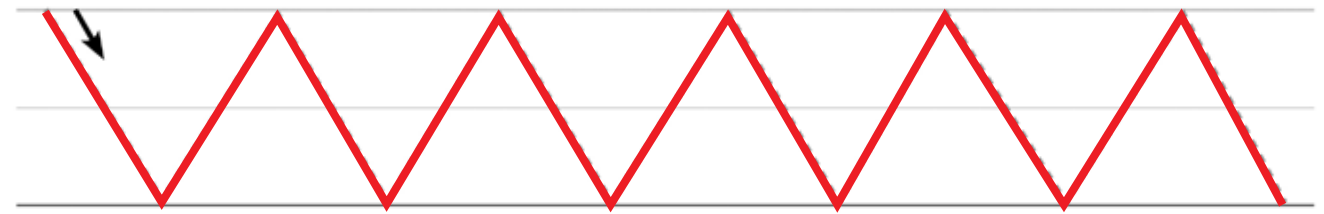
Move like an elephant
(stomp around).



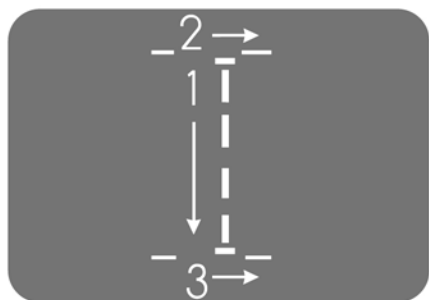
Move like a penguin
(waddle with your ankles close
together and your arms pinned
to your sides).

Tracing Time


Trace the zigzag lines below from left to right and colour the drum.



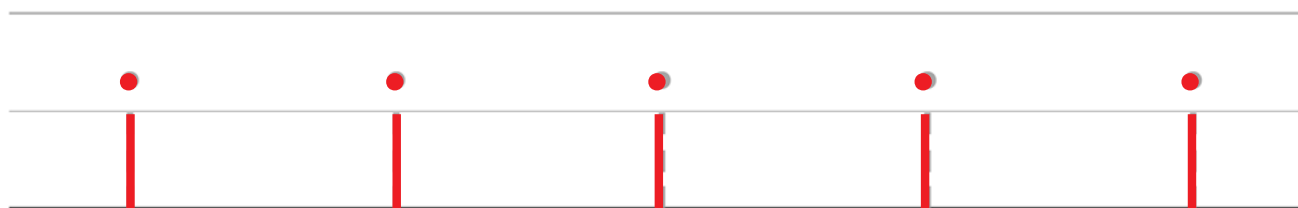
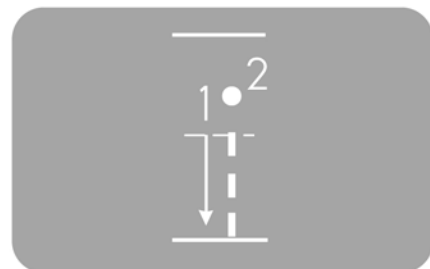
Pencil Practice



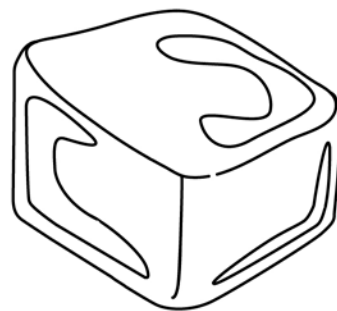
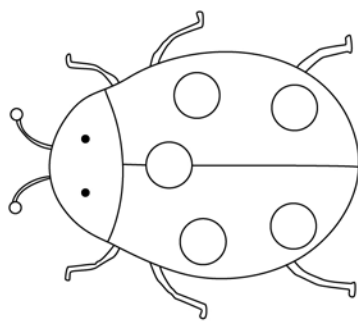
Follow the arrows to trace the capital letter I with your finger. Then use a pencil to trace the capital letters below. Make sure you are holding your pencil correctly.



Now trace the lowercase letter i with your finger. Use a pencil to trace the lowercase letters below.



I is for insect and ice. Trace the letter i in each word and colour the pictures.




i n s e c t

i c e

Cool Counting

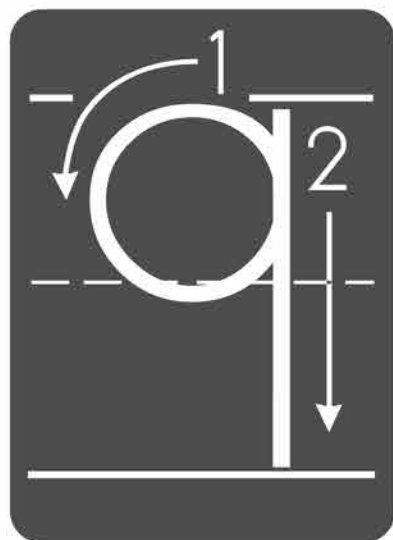
Count the caterpillars in the field and write the number below. Then colour the caterpillars.



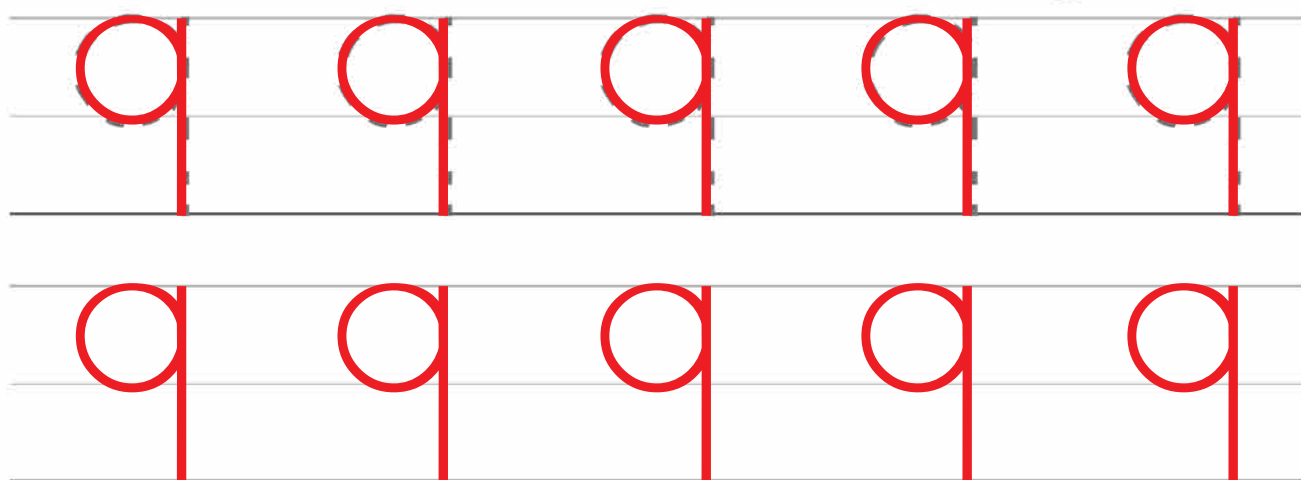
How many caterpillars are there in all? 9

Know Your Numbers




Count 9 rings. Trace the number 9 with your finger. Then trace the numbers below with a pencil. After that, try to write the number 9 on your own.



nine rings



Circle the box that shows 9.



I Can Add

Count the flowers to add. Write the answers in the boxes below and colour the flowers.

$$\begin{array}{ccc} \text{flower} & + & \text{flower} \\ \text{flower} & & \\ \text{flower} & & \end{array} = \boxed{7}$$

$$\begin{array}{ccc} \text{flower} & + & \text{flower} \\ \text{flower} & & \text{flower} \end{array} = \boxed{7}$$






$$\begin{array}{ccc} \text{flower} & + & \text{flower} \\ \text{flower} & & \text{flower} \end{array} = \boxed{9}$$

$$\begin{array}{ccc} \text{flower} & + & \text{flower} \\ \text{flower} & & \text{flower} \end{array} = \boxed{9}$$

$$\begin{array}{ccc} \text{flower} & + & \text{flower} \\ \text{flower} & & \text{flower} \end{array} = \boxed{10}$$

Marvelous Math

Counting backwards helps us learn how to subtract. Look at the silly caterpillars. Count backwards and write the missing numbers on the caterpillars below. Then colour them!




What's That Sound?

This is an I. What sound does the letter I make? Read this phrase and find out! When reading the letter phrase, say the sound the letter makes if it is in blue and say the name of the letter if it is in red.

I - I - I is for inchworm, inchworm.

I - I - I is I.



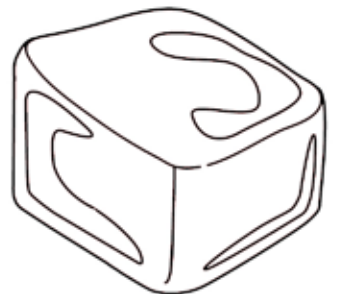
Read the words that begin with the letter I below and colour the pictures.



insect



ice cream



ice

More Letter Sounds


The letter i can also be in the middle of a word! Read the words with the letter i below out loud and colour the pictures.



fish



lips



ship



pig



pin



kitten




mitten

All About My Friends


Fill in the blank spaces below to talk about your friends.

I have _____ best friends.
This is a picture
of my friends!



Let's Review the Yellow Level!

Count the lollipops and write the number in the box below.

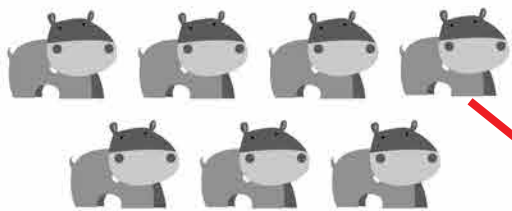


7

Trace the letters below with your finger. Then trace them with a pencil.

Gg Hh Ii

Match the pictures to the numbers. Count the pictures and draw a line to the matching number.



8

9

7



CERTIFICATE of Achievement



has successfully completed
LEVEL 3


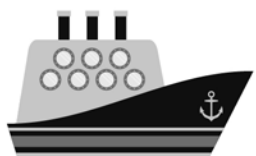
Parent's Signature

Date

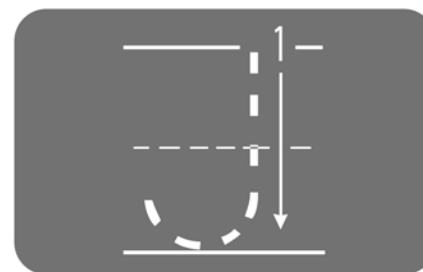
Place Level 3
Sticker Here

Tracing Time

Trace the lines from left to right and help the vehicles get home!




Pencil Practice




Follow the arrows to trace the capital letter J with your finger. Then use a pencil to trace the capital letters below. Make sure you are holding your pencil correctly.



Now trace the lowercase letter j with your finger. Use a pencil to trace the lowercase letters below.



J is for juice and jump. Trace the letter j in each word and colour the pictures.



j u i c e

j u m p


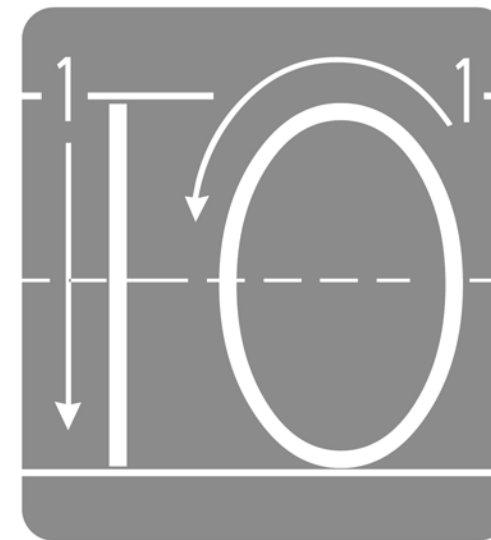
Cool Counting

Count and connect the dots from 1 to 20 to complete the picture. Then colour the picture.




Know Your Numbers


Count 10 turtles. Trace the number 10 with your finger. Then trace the numbers below with a pencil. After that, try to write the number 10 on your own.



ten turtles

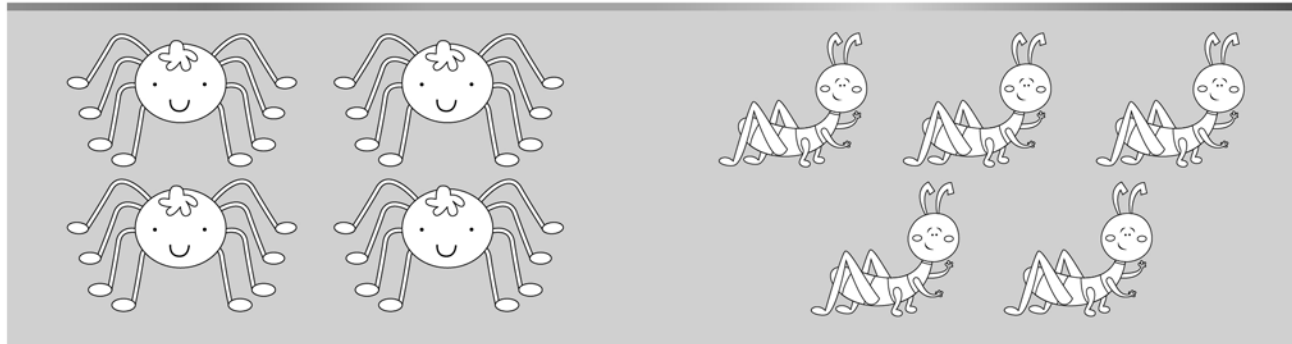


Circle the box that shows 10.




I Can Add

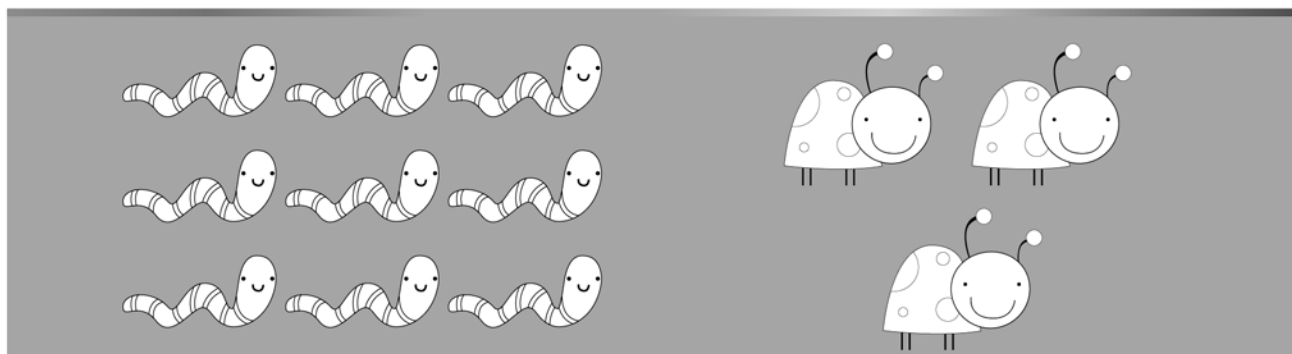
Count the bugs and write the numbers on the lines below. Add to solve the problems and write the answers on the total lines. Then colour all of the bugs.



$$\begin{array}{r} 4 \\ \hline \text{spiders} \end{array} + \begin{array}{r} 5 \\ \hline \text{grasshoppers} \end{array} = \begin{array}{r} 9 \\ \hline \text{total} \end{array}$$



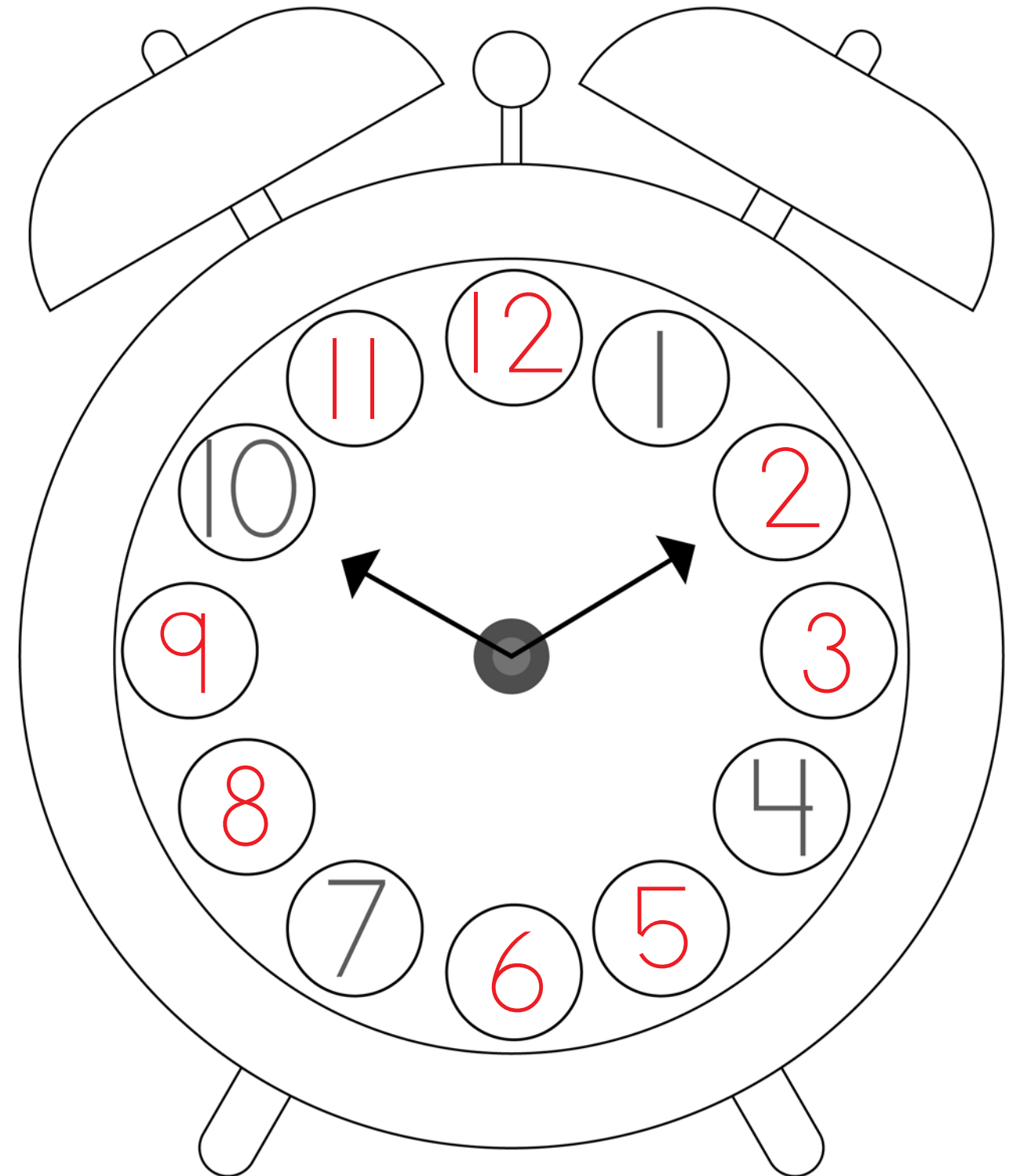
$$\begin{array}{r} 8 \\ \hline \text{bees} \end{array} + \begin{array}{r} 4 \\ \hline \text{butterflies} \end{array} = \begin{array}{r} 12 \\ \hline \text{total} \end{array}$$



$$\begin{array}{r} 9 \\ \hline \text{worms} \end{array} + \begin{array}{r} 3 \\ \hline \text{ladybugs} \end{array} = \begin{array}{r} 12 \\ \hline \text{total} \end{array}$$

Let's Talk About Clocks

Clocks help us tell time. This clock is missing numbers. Count from 1 to 12 and fill in the missing numbers on the clock. Then count all of the numbers from 1 to 12 and colour in the clock.



What's That Sound?

This is a J. What sound does the letter J make? Read this phrase and find out! When reading the letter phrase, say the sound the letter makes if it is in blue and say the name of the letter if it is in red.

J is for jump, jump.

J-J-J is J.



Read the words that begin with the letter J below and colour the pictures.



jacket



jellyfish



jelly bean

More Letter Sounds

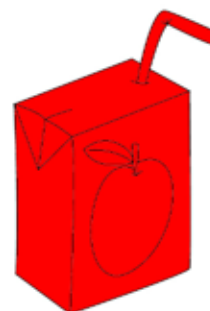
There are lots of words that begin with the letter j. Say the name of each picture below and write the letter j at the beginning of each word that begins with the letter j. Be careful, not all of the words begin with the letter j. Only colour the pictures that begin with the letter j.



j u g



j a m



j u i c e



o c k




a l r u s




o x

Seeing the Seasons

Trees look different when the weather outside changes. Write what season it is for each tree on the lines below. Use the words: Spring, Summer, Winter, or Fall.




spring



summer







fall



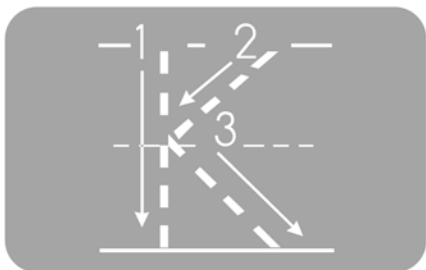
winter

Tracing Time


Help the caterpillars find the leaves! Trace the lines from left to right.




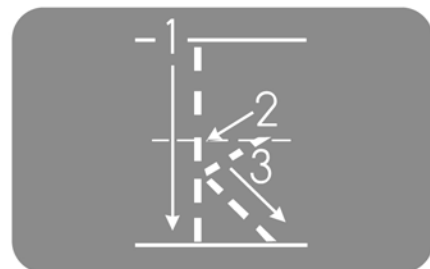
Pencil Practice




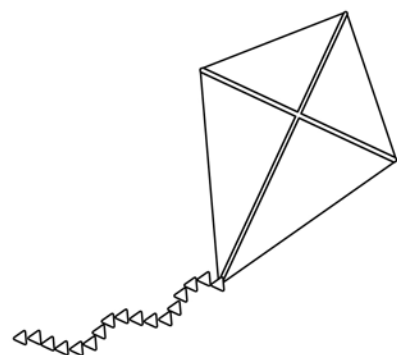
Follow the arrows to trace the capital letter K with your finger. Then use a pencil to trace the capital letters below. Make sure you are holding your pencil correctly.



Now trace the lowercase letter k with your finger. Use a pencil to trace the lowercase letters below.



K is for kite and key. Trace the letter k in each word and colour the pictures.



kite

key


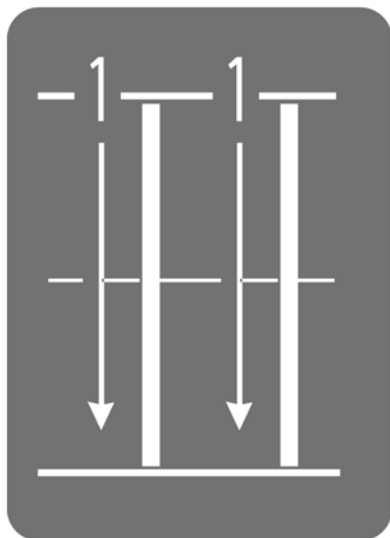
Cool Counting

Count the animals in the zoo and write the number below. Then colour the zoo animals.



Know Your Numbers


Count 11 fish. Trace the number 11 with your finger. Then trace the numbers below with a pencil. After that, try to write the number 11 on your own.



eleven fish




Circle the box that shows 11.

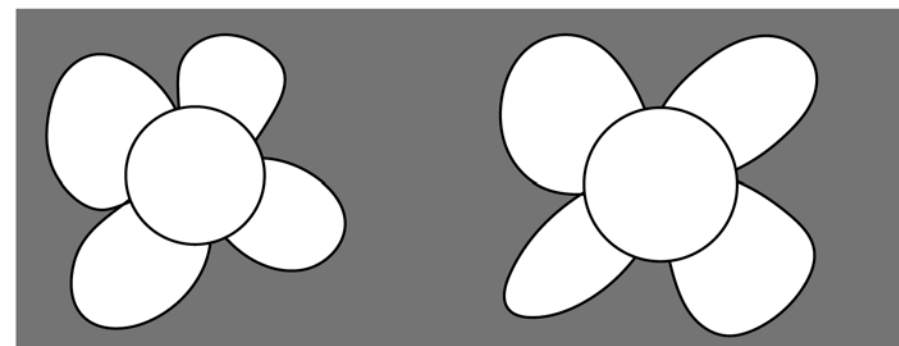


I Can Add


Count the petals on each flower and write the missing numbers on the lines below. Count to add and write the answers in the boxes below. Then colour the flowers.



$$\underline{8} + \underline{6} = \underline{14}$$



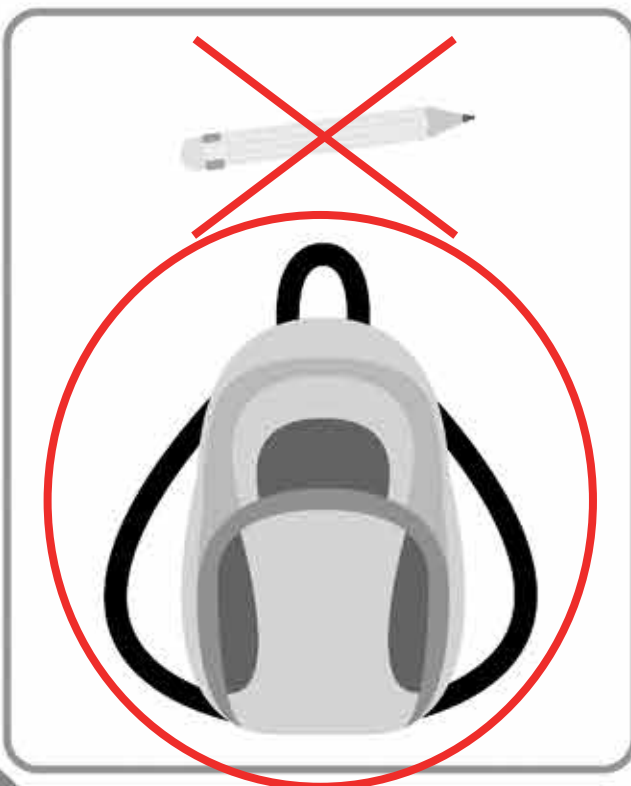

$$\underline{4} + \underline{4} = \underline{8}$$



$$\underline{5} + \underline{7} = \underline{12}$$

Marvelous Math

Some things are heavy and some things are light. Look at the pictures below and circle the things that are heavy and cross out the things that are light in each box.




What's That Sound?

This is a K. What sound does the letter K make? Read this phrase and find out! When reading the letter phrase, say the sound the letter makes if it is in **blue** and say the name of the letter if it is in red.

K-K-K is for kite, kite.

K-K-K is K.



Read the words that begin with the letter K below and colour the pictures.



koala




kitten




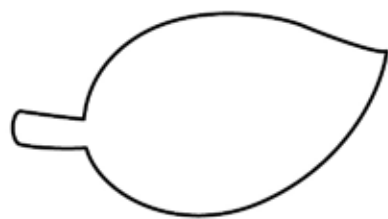
king

More Letter Sounds

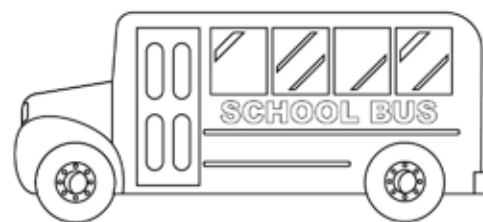

There are lots of words that begin with the letter k. Say the name of each picture below and write the letter k at the beginning of each word that begins with the letter k. Be careful, not all of the words begin with the letter k. Only colour the pictures that begin with the letter k.



 k ayak pple



 eaf k iwi



 uck us




Canadian Symbols

The maple leaf is a symbol of Canada. We have one on our flag and it represents our country. Colour the maple leaf below.

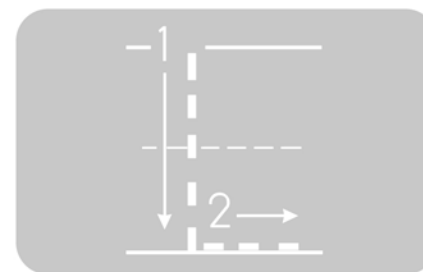


Tracing Time

Trace the snowman tracks from left to right. Make sure you are holding your pencil correctly and try your best to stay on the lines.




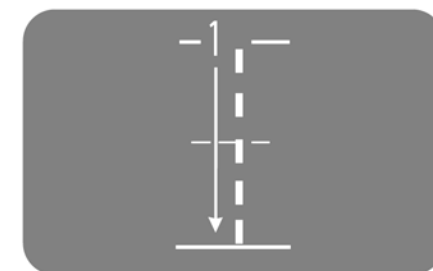
Pencil Practice





Follow the arrows to trace the capital letter L with your finger. Then use a pencil to trace the capital letters below. Make sure you are holding your pencil correctly.



Now trace the lowercase letter l with your finger. Use a pencil to trace the lowercase letters below.



L is for lion and lemon. Trace the letter l in each word and colour the pictures.




l ion

l e m o n

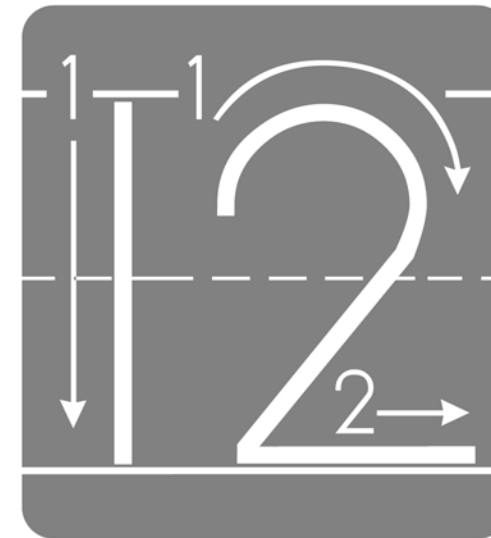
Cool Counting

Connect the dots from 1 to 20 to complete the picture. Then colour the picture.



Know Your Numbers


Count 12 tigers. Trace the number 12 with your finger. Then trace the numbers below with a pencil. After that, try to write the number 12 on your own.



twelve tigers

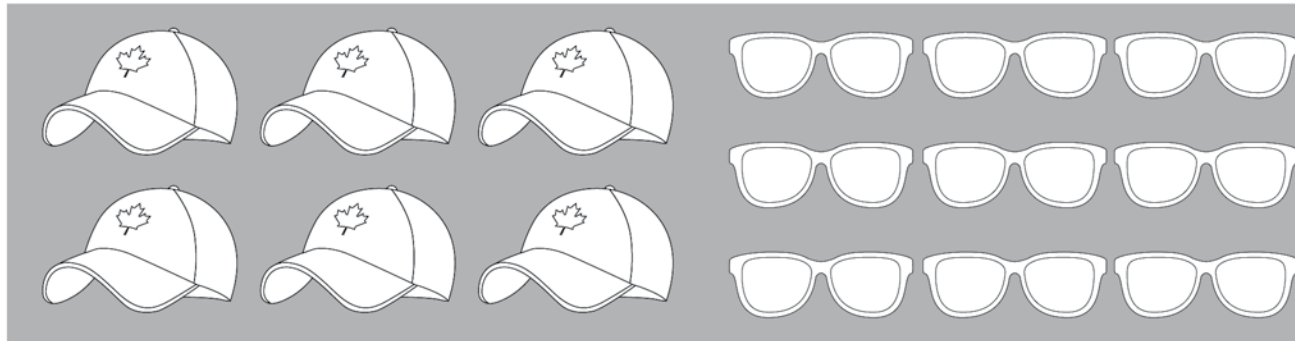


Circle the box that shows 12.

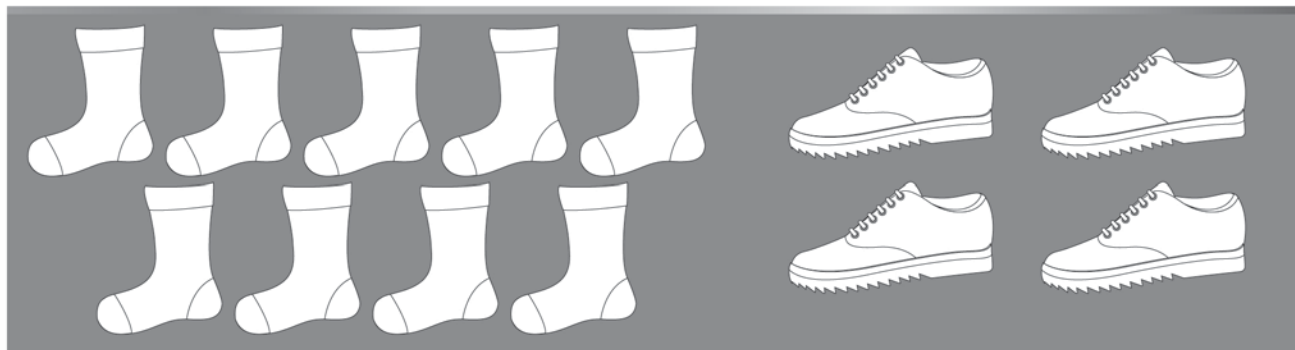


I Can Add


Count the objects in the boxes and write the numbers on the lines below. Add to solve the problems and write the answers on the total lines. Then colour all of the items of clothing.



$$\begin{array}{r} 6 \\ \hline \text{hats} \end{array} + \begin{array}{r} 9 \\ \hline \text{sunglasses} \end{array} = \begin{array}{r} 15 \\ \hline \text{total} \end{array}$$









$$\begin{array}{r} 9 \\ \hline \text{socks} \end{array} + \begin{array}{r} 4 \\ \hline \text{shoes} \end{array} = \begin{array}{r} 13 \\ \hline \text{total} \end{array}$$



$$\begin{array}{r} 2 \\ \hline \text{jackets} \end{array} + \begin{array}{r} 10 \\ \hline \text{mittens} \end{array} = \begin{array}{r} 12 \\ \hline \text{total} \end{array}$$

Marvelous Math

What comes next in the pattern? Touch and say the names of the colours below. Look at the colours in the circle. Put a check mark on the colour in the circle that comes next in the pattern.



What's That Sound?


This is an L. What sound does the letter L make? Read this phrase and find out! When reading the letter phrase, say the sound the letter makes if it is in blue and say the name of the letter if it is in red.

L-L-L is for lizard, lizard.


L-L-L is L.




Read the words that begin with the letter L below and colour the pictures.



ladder




ladybug



lollipop

More Letter Sounds


There are lots of words that begin with the letter l. Say the name of each picture below and write the letter l at the beginning of each word that begins with the letter l. Be careful, not all of the words begin with the letter l. Only colour the pictures that begin with the letter l.




l e a f




l i o n




l e s t



l a m p



l o w



l h i n o

Move Your Body


Let's do the tissue dance!

This is a fun game that focuses on body control, balance, and concentration. Start by placing a tissue on your head. Turn on your favourite music. When the music starts playing, start dancing, but don't let the tissue fall off your head! If the tissue hits the ground, you're out! Play with friends and family members to see who can keep the tissue on their head the longest.




Let's Review the Purple Level!


Count the lions and write the number in the box below.



Trace the letters below with your finger. Then trace them with a pencil.




Match the pictures to the numbers. Count the pictures and draw a line to the matching number.



10

12



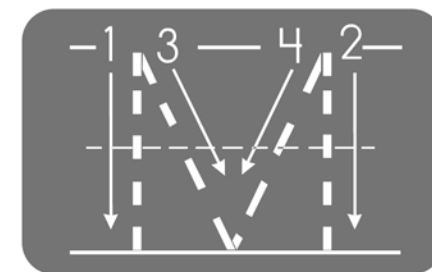

CERTIFICATE of Achievement



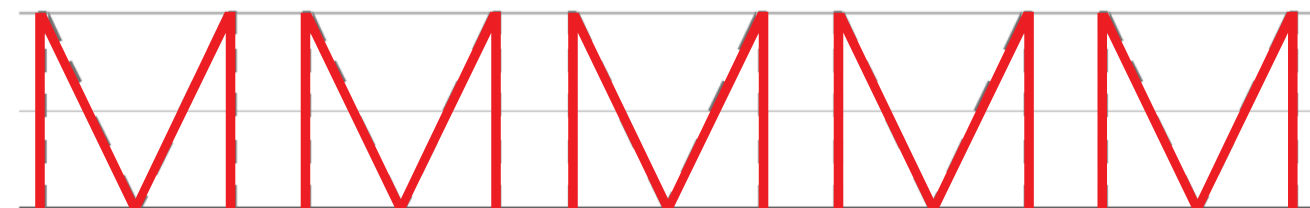
.....
has successfully completed
LEVEL 4

Date

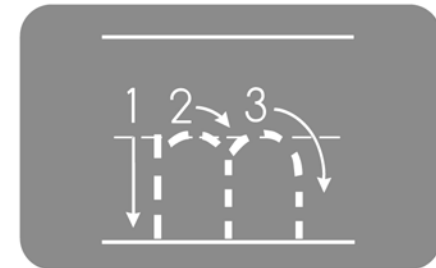
Parent's Signature



Follow the arrows to trace the capital letter M with your finger. Then use a pencil to trace the capital letters below. Make sure you are holding your pencil correctly.



Now trace the lowercase letter m with your finger. Use a pencil to trace the lowercase letters below.



M is for moose and milk. Trace the letter m in each word and colour the pictures.




m o o s e

m i l k

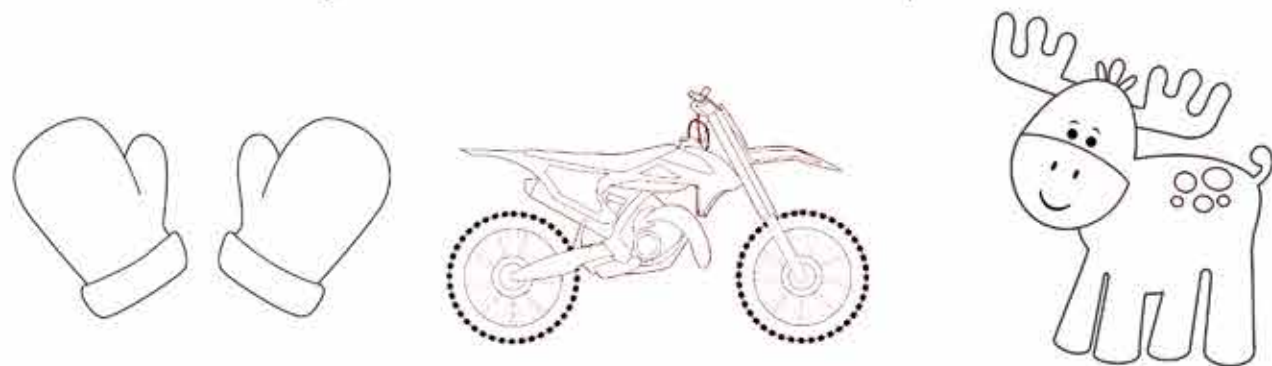
What's That Sound?

This is an M. What sound does the letter M make? Read this phrase and find out! When reading the letter phrase, say the sound the letter makes if it is in **blue** and say the name of the letter if it is in **red**.

M-M-M is for mouse, mouse.
M-M-M is M.



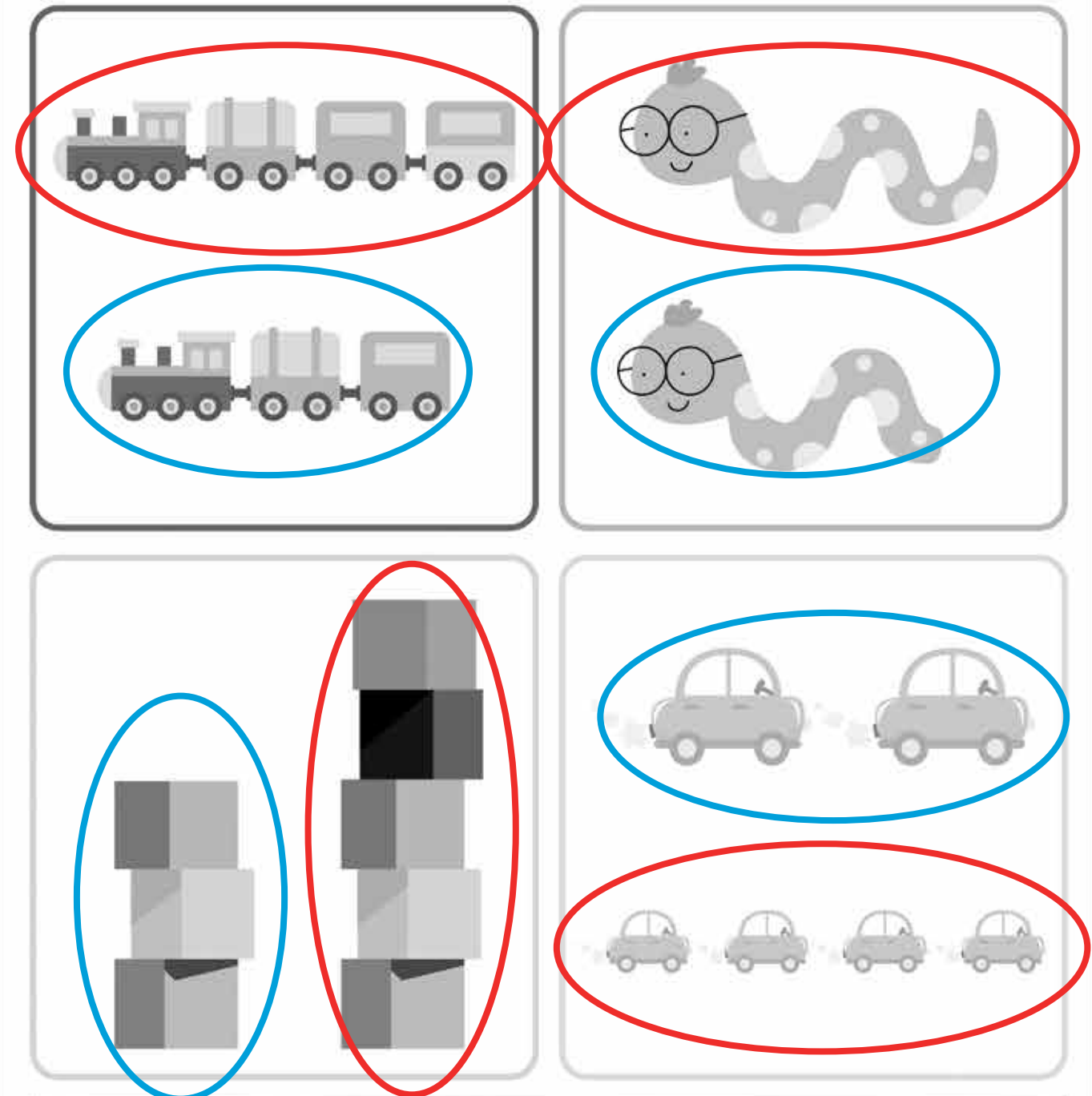
Read the words that begin with the letter M below and colour the pictures.



mittens motorcycle moose

Marvelous Math

Longer or shorter? Look at the objects below and circle the objects that are **LONGER** in red. Circle the objects that are **SHORTER** in blue.




Challenge!

Count all of the objects on the page.
How many did you count? Write your answer in the box.

18

Know Your Numbers

Count 13 owls. Trace the number 13 with your finger. Then trace the numbers below with a pencil. After that, try to write the number 13 on your own.





thirteen owls

13 13 13 13 13


13 13 13 13 13

Circle the box that shows 13.



Let's Add

Look at all the candy! Follow the directions below and write your answers in the boxes below.



Count the blue candy.
How many did you count?

8

Count the purple candy.
How many did you count?

7

Count all of the pieces of candy.
How many pieces of candy are there in all?

15

Let's Subtract

Jenny's pet store has lots of little lizards! Jenny wants to sell the brown lizards. Follow the directions below and write your answers in the boxes below.



Count all of the lizards.
How many did you count?

13

Cross out the brown lizards.
How many did you cross out?

4

Count the lizards that are not
crossed out. How many lizards does
Jenny have left in her store?

9

More Letter Sounds

Sometimes a combination of letters makes one sound. Practise these phrases to help you remember the sounds they make. Trace the letter combinations below.

S...h...sh...sh! Put your finger to your lips when you say a sh sound.

sh



fish

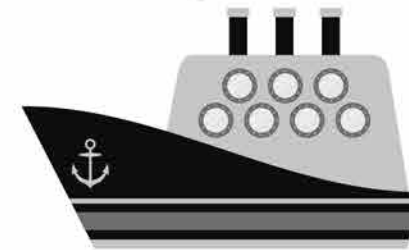
T...h...th...th! Put your tongue between your teeth when you say a th sound.

th



tooth

Write the missing letter combinations for the pictures below.



sh ip



ba th

Try writing sentences with sight words you know. Read and trace the words and sentences below.


play with the
come game
can to a me
Come play
a game
with me!



Some things happen at night. Circle the things below that happen at night.




dinner



sun




hockey



moon



school

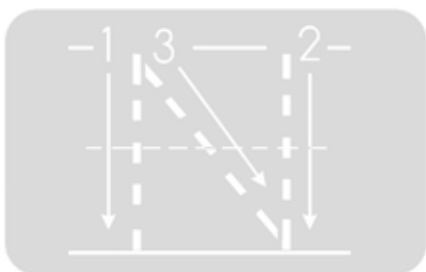


sleep



owl hooting

Pencil Practice



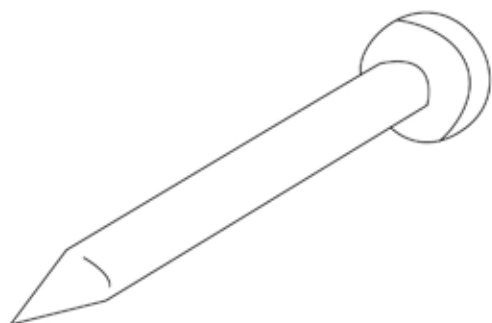

Follow the arrows to trace the capital letter N with your finger. Then use a pencil to trace the capital letters below. Make sure you are holding your pencil correctly.



Now trace the lowercase letter n with your finger. Use a pencil to trace the lowercase letters below.



N is for nest and nail. Trace the letter n in each word and colour the pictures.



nest


nail

What's That Sound?

This is an N. What sound does the letter N make? Read this phrase and find out! When reading the letter phrase, say the sound the letter makes if it is in blue and say the name of the letter if it is in red.

N-N-N is for narwhal, narwhal.


N-N-N is N.



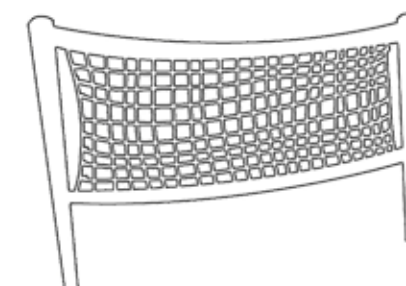
Read the words that begin with the letter N below and colour the pictures.



nose



necklace



net

Marvelous Math

Can you name the shapes? Look at the shapes and write the name of each one on the lines below. Then colour the shapes.

Word Bank

circle

square

rectangle


triangle



circle



square




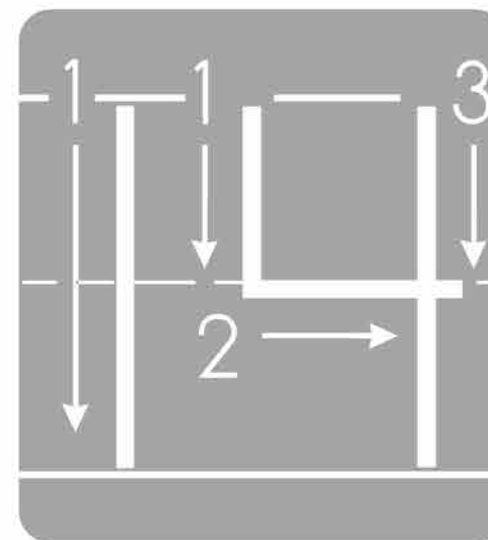
triangle



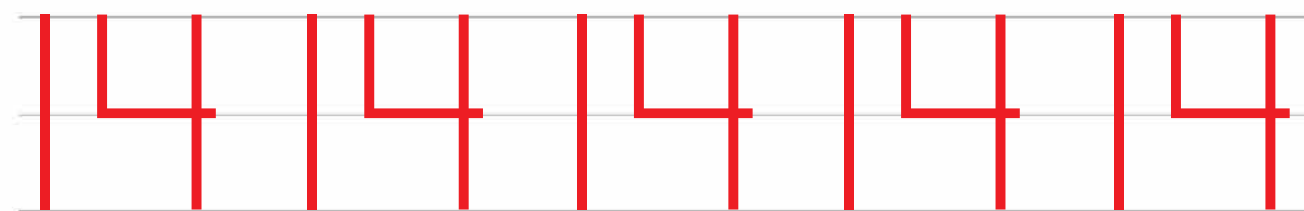
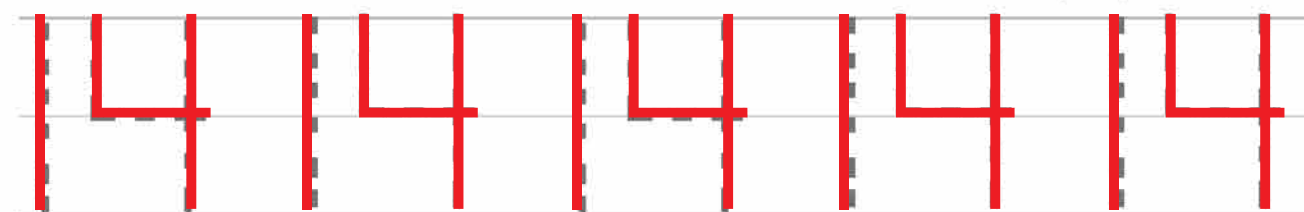
rectangle

Know Your Numbers



Count 14 apples. Trace the number 14 with your finger. Then trace the numbers below with a pencil. After that, try to write the number 14 on your own.



fourteen apples




Circle the box that shows 14.



Let's Add

Raindrops keep falling on my head! Look at the equations below. Look for the circled number and draw that number of raindrops under the cloud. Count all of the raindrops to solve the problem. Write the answers on the lines below.



$$9 + \textcircled{3} = \underline{12}$$



$$10 + \textcircled{4} = \underline{14}$$





$$8 + \textcircled{5} = \underline{13}$$





$$11 + \textcircled{3} = \underline{14}$$

Let's Subtract

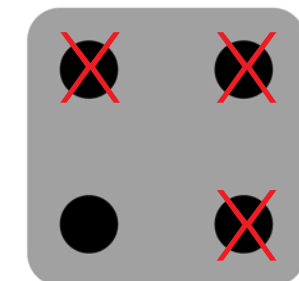

Look at the equations. Cross out the dots on each die that you are subtracting. Count the dots left to solve the problem. Write the answers on the lines below.





$$12 - 4 = \underline{8}$$



$$10 - 2 = \underline{8}$$



$$8 - 3 = \underline{5}$$




$$11 - 7 = \underline{4}$$

More Letter Sounds

Practise these phrases to help you remember the sounds the letter combinations make. Trace the letter combinations below.

C...h...ch...ch...ch! Flap your arms like the wings of a chick when you say a ch sound.

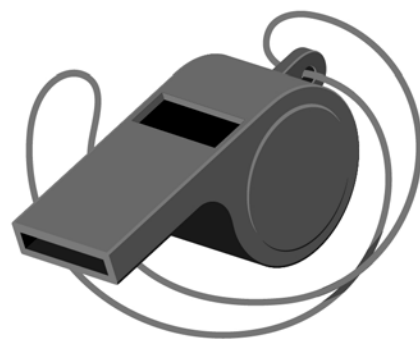
ch



chick

W...h...wh...wh...wh! Put your hand in front of your mouth when you say a wh sound.

wh



whistle

Write the missing letter combinations for the pictures below.




ch

air


wh

ale



Super Sight Words

Some words we see in books are called sight words. They are great words to practise so you know them when you see them.



Read and trace the sight words below.

us us us us us

them them

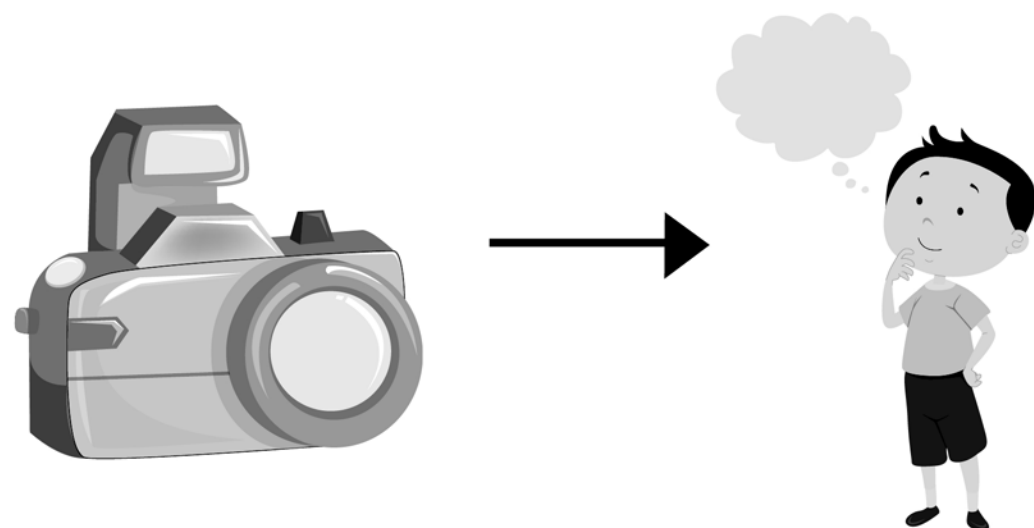
they they

her her her

him him him


Science Investigation

Let's do an investigation using our sense of taste! What we taste sends a message to our brain to help us think!



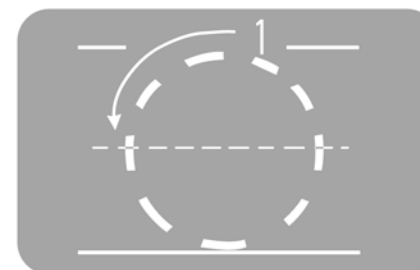
Choose a food that you have never tried. Close your eyes and take a bite. What do you taste? What does your brain think?

Draw a picture of what you taste below.



What does what you taste make you think about?

Pencil Practice





Follow the arrows to trace the capital letter O with your finger. Then use a pencil to trace the capital letters below. Make sure you are holding your pencil correctly.



Now trace the lowercase letter o with your finger. Use a pencil to trace the lowercase letters below.



O is for owl and ostrich. Trace the letter o in each word and colour the pictures.



o w l

o s t r i c h

What's That Sound?


This is an O. What sound does the letter O make? Read this phrase and find out! When reading the letter phrase, say the sound the letter makes if it is in blue and say the name of the letter if it is in red.

O-O-O is for octopus, octopus.


O-O-O is O.



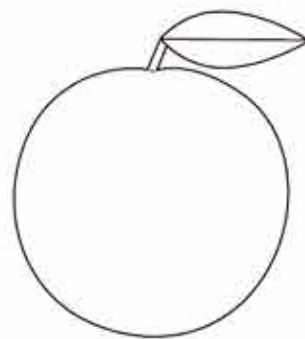
Read the words that begin with the letter O below and colour the pictures.



otter




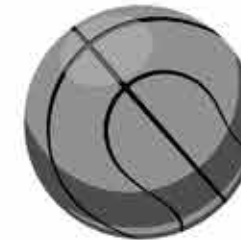
ostrich



orange


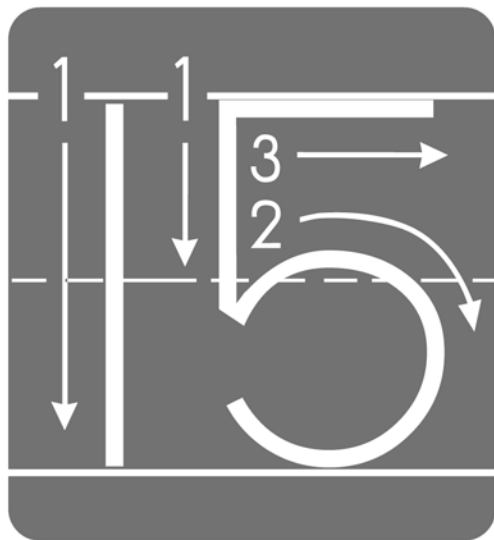
Marvelous Math

All of the pictures in each row below belong together except for one! Circle the object in each row that doesn't belong.


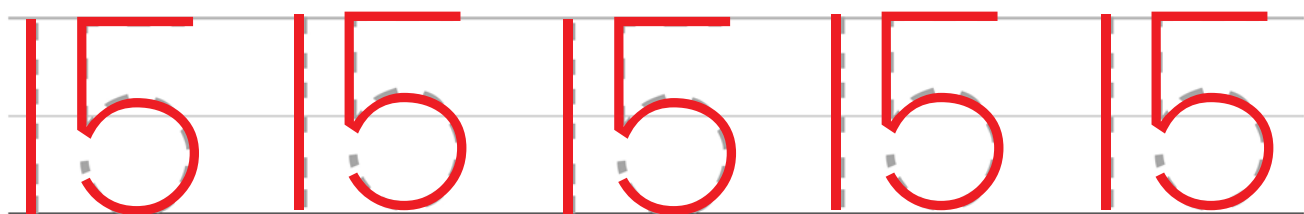


Know Your Numbers


Count 15 hats. Trace the number 15 with your finger. Then trace the numbers below with a pencil. After that, try to write the number 15 on your own.



fifteen hats





Circle the box that shows 15.



Let's Add


Count the buttons on each snowman and write the numbers on the lines below. Add the numbers to solve and write the answers in the boxes. Then colour the snowmen.



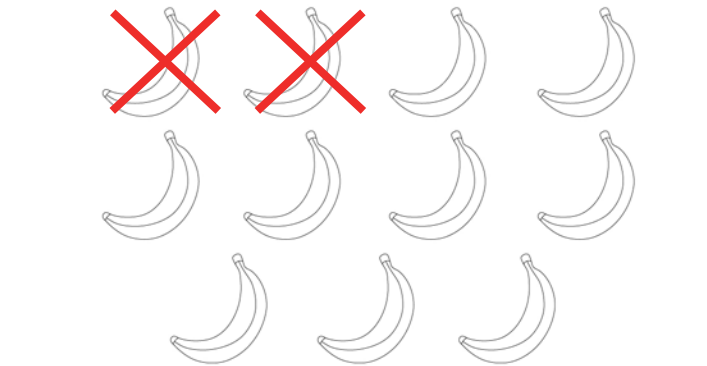
Let's Subtract

Cross out the fruit being subtracted in each equation below. Count the fruit that is left to solve the problem and write the answers on the lines below. Then colour the fruit.

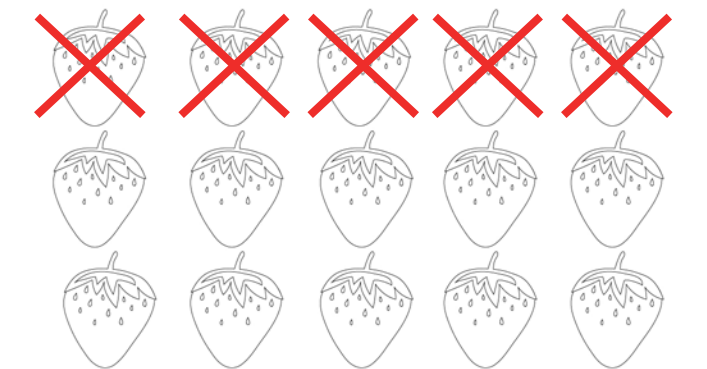
$$17 - 3 = \underline{14}$$



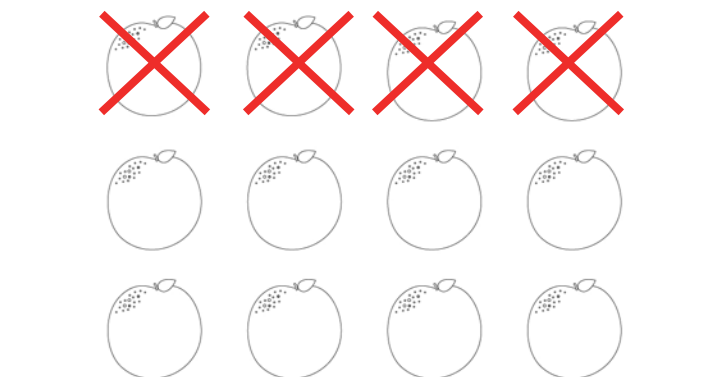
$$11 - 2 = \underline{9}$$



$$15 - 5 = \underline{10}$$



$$12 - 4 = \underline{8}$$



Letter Combinations

Practise this phrase to help you remember the sounds this letter combination makes. Trace the letter combination below. Say the sound as you write.

I...n...g...ing...ing...ing. Jump in a circle when you say the ing sound.

ing



sing

Write the missing letter combination for the pictures below.




king



ring

Super Sight Words

Some words we see in books are called sight words. They are great words to practise so you know them when you see them.



Read and write the sight words below.

go go go

up up up

you you you

we we we

like like like

On The Move

You Will Need: paper plates, markers, and bean bags

Label paper plates with different numbers for point values. Place them on the ground, slightly apart from each other. Use bean bags to toss onto the plates. Add up the points as you go!




Challenge!

Try using the stairs in your house to create a more difficult bean bag toss. Use coloured tape to put numbers on the front of each stair to give point values. The higher the stair, the more points it is worth.

Let's Review the Orange Level!

Count the chickens and write the number in the box below.





15

Trace the letters below with your finger. Then trace them with a pencil.



Match the pictures to the numbers. Count the pictures and draw a line to the matching number.



14

15

13



CERTIFICATE of Achievement

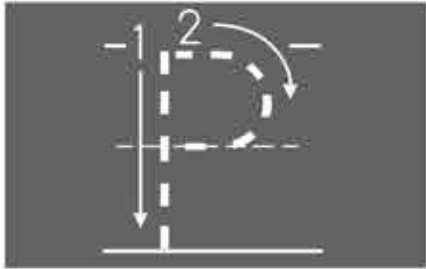
.....
has successfully completed
LEVEL 5

Date

Parent's Signature

Place Level 5
Sticker Here

Pencil Practice




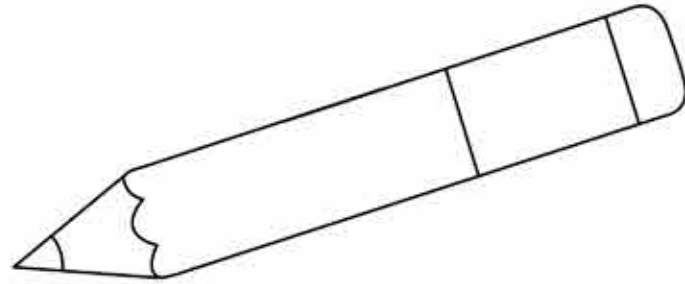

Follow the arrows to trace the capital letter P with your finger. Then use a pencil to trace the capital letters below. Make sure you are holding your pencil correctly.



Now trace the lowercase letter p with your finger. Use a pencil to trace the lowercase letters below.




P is for pig and pencil. Trace the letter p in each word and colour the pictures.



What's That Sound?

This is a P. What sound does the letter P make? Read this phrase and find out! When reading the letter phrase, say the sound the letter makes if it is in blue and say the name of the letter if it is in red.

P-P-P is for porcupine, porcupine.
P-P-P is P.



Read the words that begin with the letter P below and colour the pictures.







pumpkin

penguin

piano


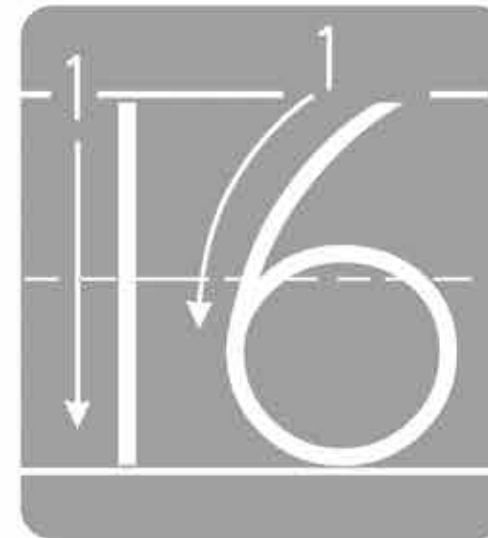
Marvelous Math

Count the petals on each flower. Colour the flower with MORE petals in each box.



Know Your Numbers

Count 16 pails. Trace the number 16 with your finger. Then trace the numbers below with a pencil. After that, try to write the number 16 on your own.



sixteen pails



Circle the box that shows 16.



Let's Add

Draw spots on the butterfly wings to match each equation. Then solve the equations and write the answers on the lines below.

3 + 3 = 6

4 + 3 = 7

9 + 2 = 11

5 + 7 = 12

7 + 8 = 15

Let's Subtract

Cross out the food being subtracted in each equation. Count what is left to solve the problem and write the answers on the lines below. Then colour the food!

8 - 3 = 5

7 - 5 = 2

12 - 6 = 6

10 - 3 = 7


Beginning Sounds

Look at the picture of the boat. Say "boat." Can you hear the b sound at the beginning? Circle the other pictures below that begin with the b sound.




Find the Rhymes

Words that rhyme sound like one another. For example, frog and log. Touch each picture below and say the word. Circle the word in each row that rhymes with the picture on the left.




Write a word on the lines below that rhymes with the picture.



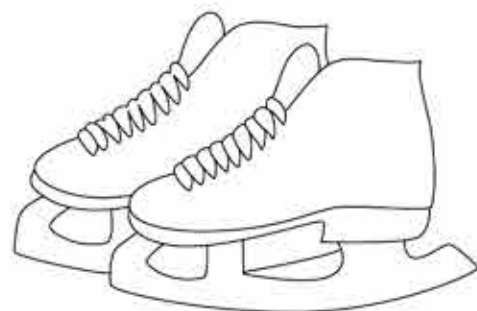
dish

Sweet Summertime

It is summertime! In the summer it is warm outside. What kinds of clothes do you wear? What kinds of foods do you eat? Colour the pictures below that belong with summer.




hat



ice skates



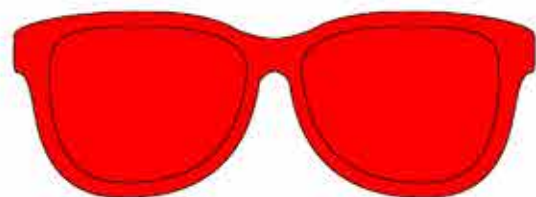
bathing
suit



summer



ice pop

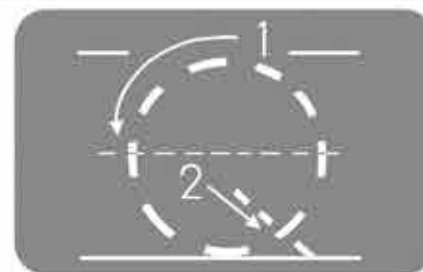


sunglasses



ice-cream cone

Pencil Practice



Follow the arrows to trace the capital letter Q with your finger. Then use a pencil to trace the capital letters below. Make sure you are holding your pencil correctly.



Now trace the lowercase letter q with your finger. Use a pencil to trace the lowercase letters below.



Q is for quilt and queen. Trace the letter q in each word and colour the pictures.




What's That Sound?

This is a Q. What sound does the letter Q make? Read this phrase and find out! When reading the letter phrase, say the sound the letter makes if it is in blue and say the name of the letter if it is in red.

Q-Q-Q is for quilt, quilt.

Q-Q-Q is Q.



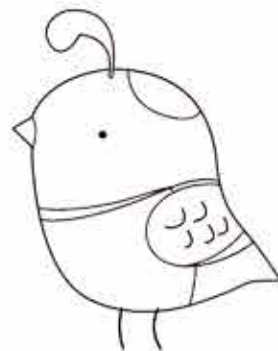
Read the words that begin with the letter Q below and colour the pictures.



queen




quarter



quail

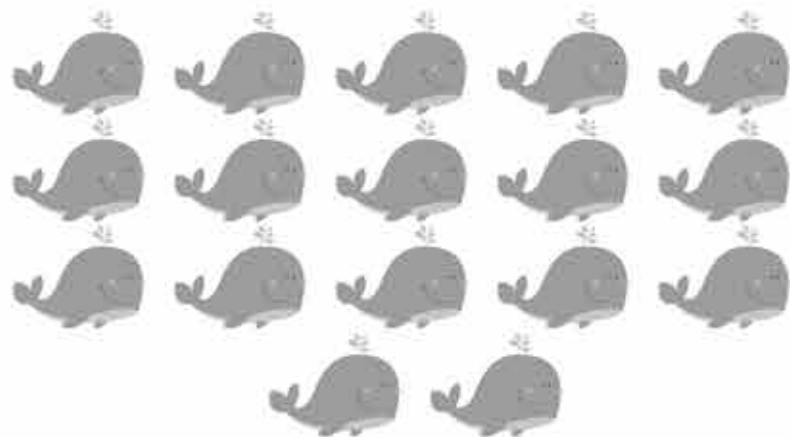
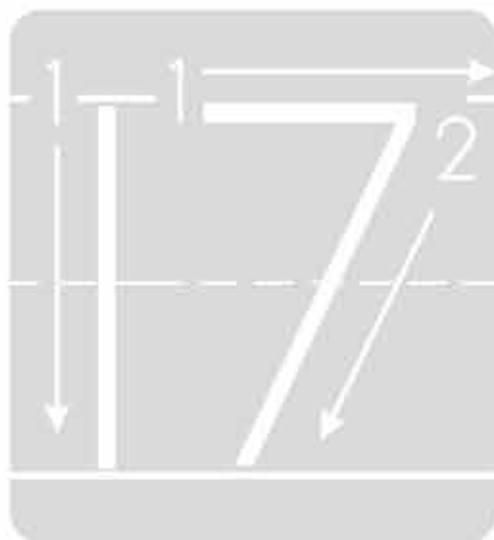
Marvelous Math

Count the flowers in each vase. Circle the vase with FEWER flowers in each box.



Know Your Numbers



Count 17 whales. Trace the number 17 with your finger. Then trace the numbers below with a pencil. After that, try to write the number 17 on your own.



seventeen whales



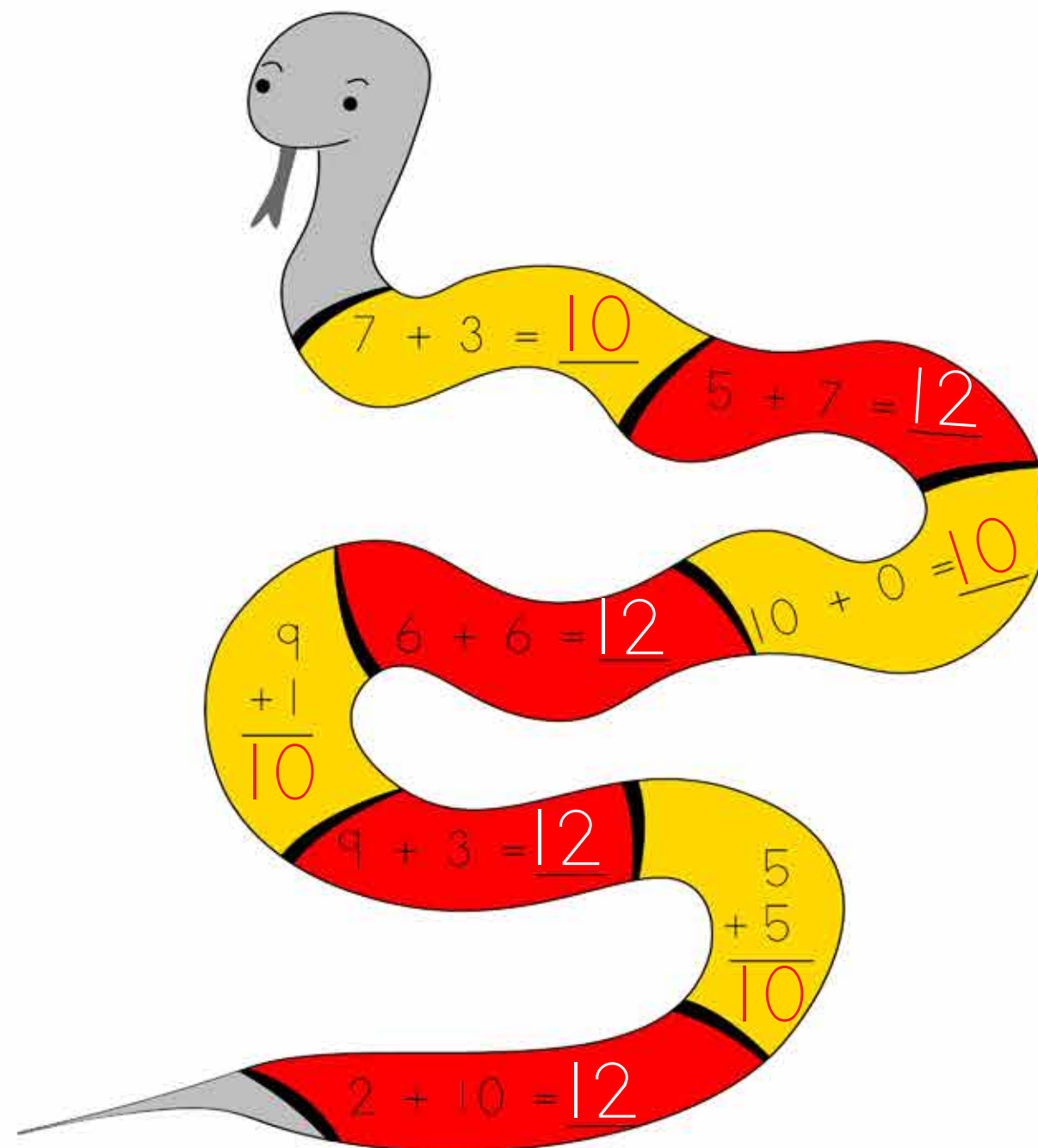
Circle the box that shows 17.



Let's Add

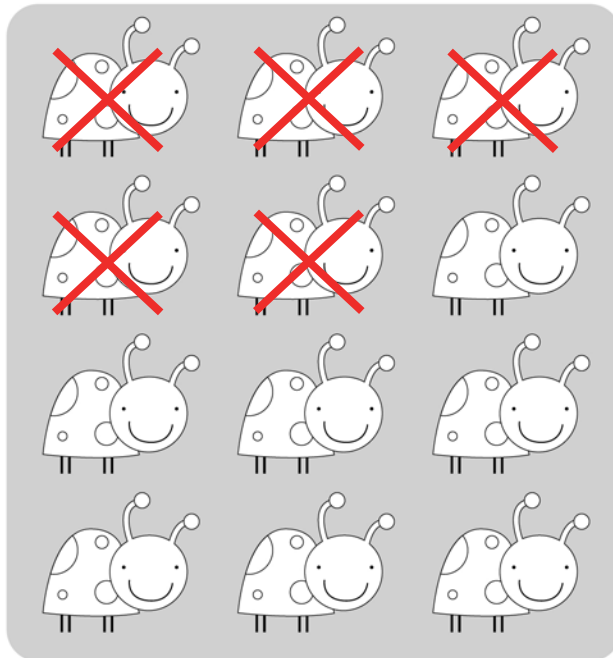
Add to find the answer in each section of the picture and then colour the snake using the code.

12 = red 10 = yellow




Let's Subtract

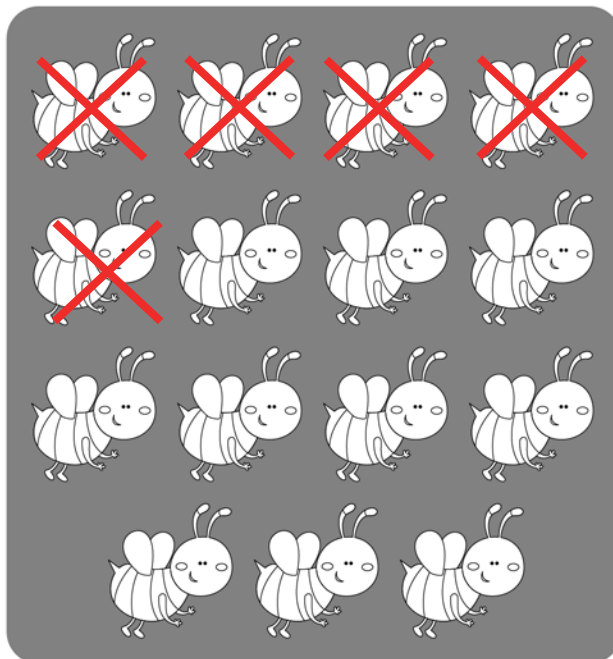
Cross out the bugs being subtracted in each equation below. Count the bugs that are left to solve the problem and write your answers on the lines below. Then colour the bugs.




$$12 - 5 = \underline{7}$$



$$10 - 7 = \underline{3}$$




$$15 - 5 = \underline{10}$$




$$11 - 3 = \underline{8}$$

Middle Sounds

Say the name of each picture and listen for the sound in the middle. Write the letter for the sound you hear in the middle for all of the pictures below.




c a t




h e n



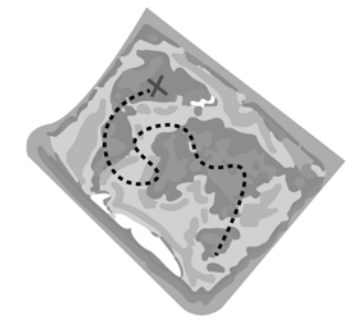
r a t



w e b



s u n



m a p


Becoming a Writer

Let's write! Look at the picture and read and trace the sentence below.



I like to
jump rope.

Think about something that you have and draw a picture of it in the box.



What's Inside?

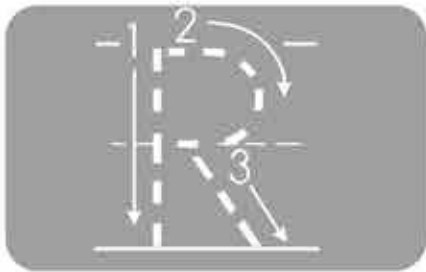
Let's investigate using our sense of touch. Can you guess what something is without seeing it? Make a guess bag to find out!

You Will Need: a pillowcase or paper bag and several items from around the house, for example: small toys, a spoon, a cork, a quarter, a toothbrush, or anything else you can find

Ask a parent to place the items in the pillowcase without allowing you to see them. Put your hand in the bag without looking, pick up an object, and feel it with your fingers. Before pulling the object out, guess what it is. You will be surprised just how good you are at this game!



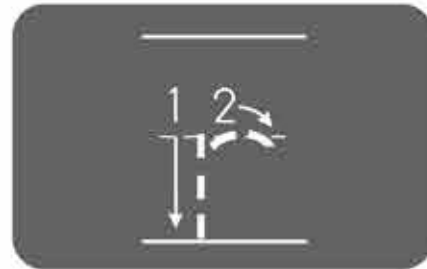
Pencil Practice



Follow the arrows to trace the capital letter R with your finger. Then use a pencil to trace the capital letters below. Make sure you are holding your pencil correctly.


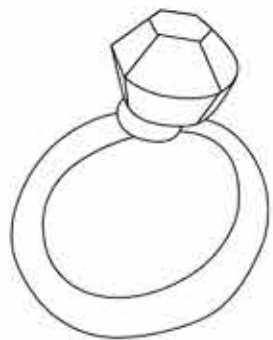
R R R R R R

Now trace the lowercase letter r with your finger. Use a pencil to trace the lowercase letters below.



r r r r r

R is for ring and rabbit. Trace the letter r in each word and colour the pictures.



ring rabbit

What's That Sound?

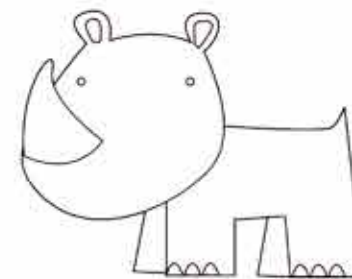
This is an R. What sound does the letter R make? Read this phrase and find out! When reading the letter phrase, say the sound the letter makes if it is in blue and say the name of the letter if it is in red.

R-R-R is for rocket, rocket.

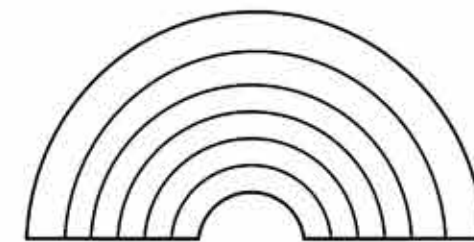
R-R-R is R.



Read the words that begin with the letter R below and colour the pictures.



rhino



rainbow




raccoon

Colour Counting



Count the dots in each section and colour them using the code below.

1 dot = red	2 dots = yellow	3 dots = orange
4 dots = green	5 dots = blue	6 dots = purple




Know Your Numbers



Count 18 beach balls. Trace the number 18 with your finger. Then trace the numbers below with a pencil. After that, try to write the number 18 on your own.



eighteen balls

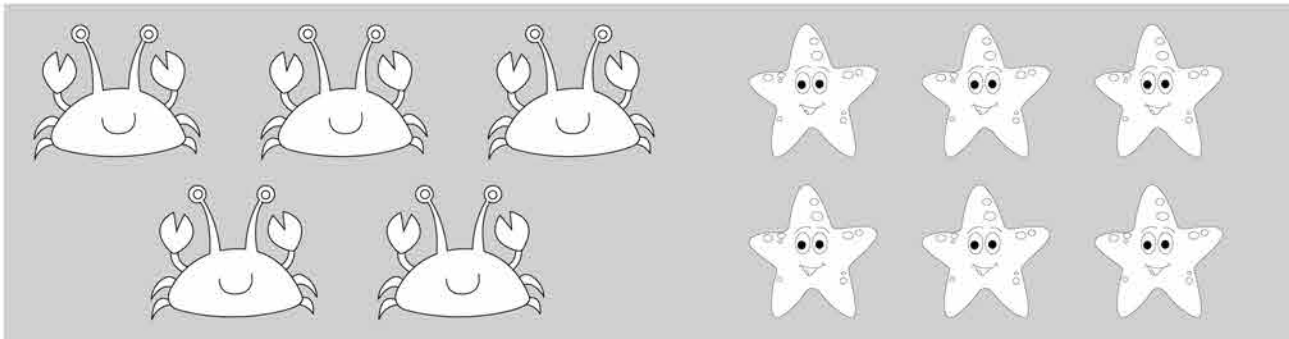


Circle the box that shows 18.




Let's Add

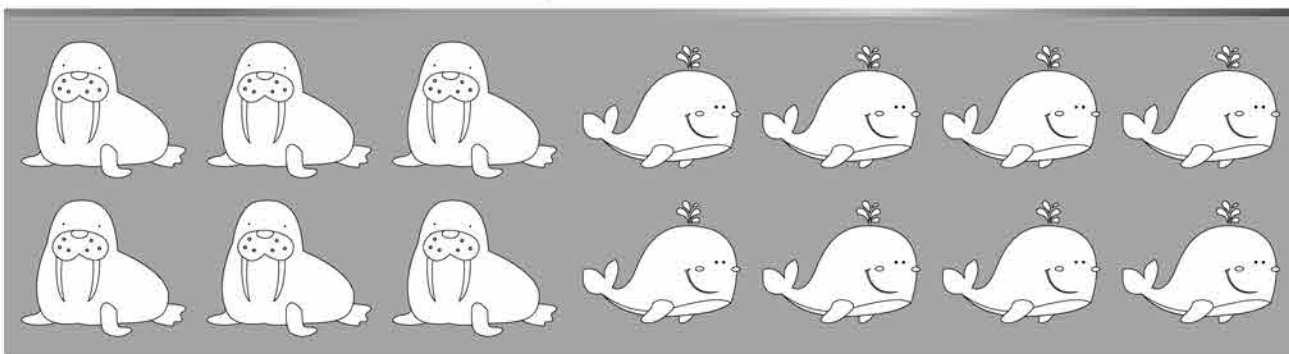
Count the ocean creatures and write the numbers on the lines below. Add to solve the problem and write the answers on the total lines. Then colour the ocean animals.



$$\begin{array}{r} 5 \\ \hline \text{crabs} \end{array} + \begin{array}{r} 6 \\ \hline \text{starfish} \end{array} = \begin{array}{r} 11 \\ \hline \text{total} \end{array}$$



$$\begin{array}{r} 2 \\ \hline \text{fish} \end{array} + \begin{array}{r} 9 \\ \hline \text{jellyfish} \end{array} = \begin{array}{r} 11 \\ \hline \text{total} \end{array}$$



$$\begin{array}{r} 6 \\ \hline \text{walrus} \end{array} + \begin{array}{r} 8 \\ \hline \text{whales} \end{array} = \begin{array}{r} 14 \\ \hline \text{total} \end{array}$$

Let's Subtract

The grey kittens have been adopted! Follow the directions and write your answers in the boxes below.



Count the kittens.
How many are there in all?

11

Cross out the grey kittens.
How many did you cross out?

3

Count the kittens that are not crossed out.
How many kittens are left?

8

Ending Sounds

Say the name of each picture below and listen for the sound at the end. Write the letter for the sound you hear at the end for each set of pictures below.



g



t



r



|

Read Simple Sentences

Let's read some simple sentences with words we know! Touch each dot and say the word. Then match the words at the end to the pictures by colouring the dots the same colour. Read each sentence two times.

I see the dog.

● ● ● ●

I see the pot.

● ● ● ●

I see the mop.

● ● ● ●

I see the hat.

● ● ● ●

I see the bat.

● ● ● ●

I see the map.

● ● ● ●



Write your two favourite sentences from above on the lines below.

Sensory Table

This is a great way to use the scientific processes while playing, creating, investigating, and exploring.

Make a sensory table out of any large container or tub. You can fill it with anything you wish. Common items include rice, sand, beans, noodles, birdseed, shredded paper, popcorn kernels, and water.

Once full, add spoons, scoops, measuring cups, whisks, or toy trucks. Or you can just play with your hands.

Feel, smell, and explore in the tub and watch the magic begin!



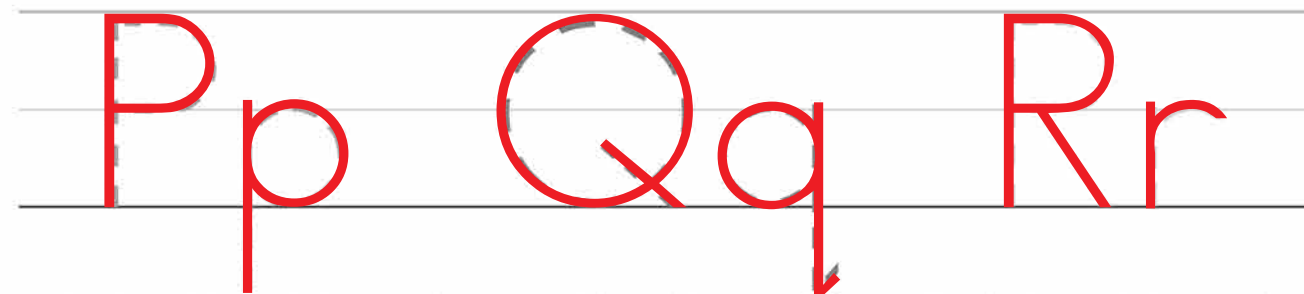
Let's Review the Turquoise Level!

Count the horses and write the number below in the box below.



18

Trace the letters below with your finger. Then trace them with a pencil.




Match the pictures to the numbers. Count the pictures and draw a line to the matching number.



17

16

18



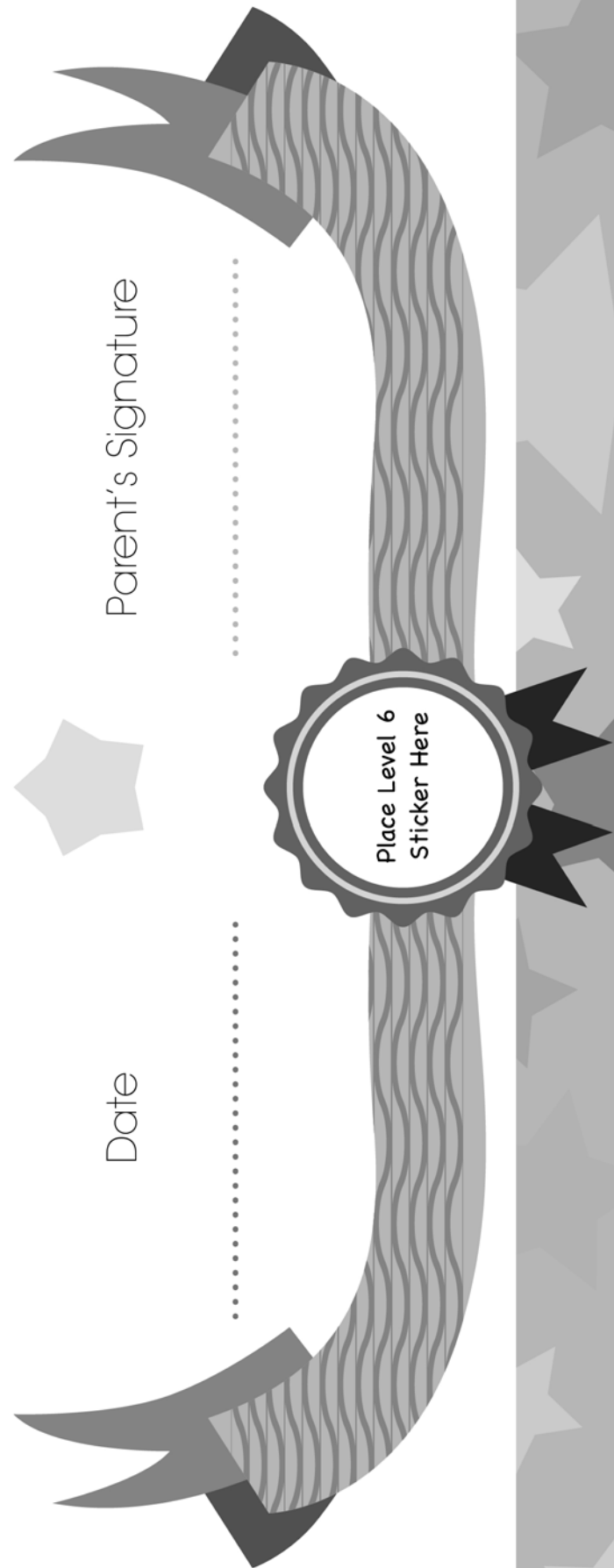
CERTIFICATE of Achievement



.....
has successfully completed
LEVEL 6

Date

Parent's Signature



Follow the arrows to trace the capital letter S with your finger. Then use a pencil to trace the capital letters below. Make sure you are holding your pencil correctly.


S S S S S

Now trace the lowercase letter s with your finger. Use a pencil to trace the lowercase letters below.

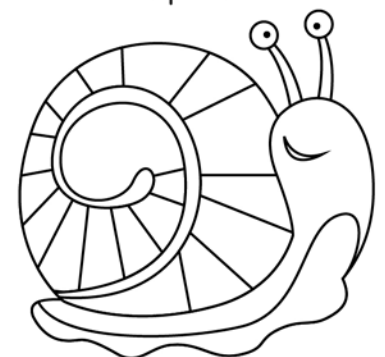


s s s s s

S is for star and snail. Trace the letter s in each word and colour the pictures.



s tar




s n ail

What's That Sound?


This is an S. What sound does the letter S make? Read this phrase and find out! When reading the letter phrase, say the sound the letter makes if it is in blue and say the name of the letter if it is in red.

S-S-S is for snake, snake.

S-S-S is S.




Read the words that begin with the letter S below and colour the pictures.



sun




starfish



snail

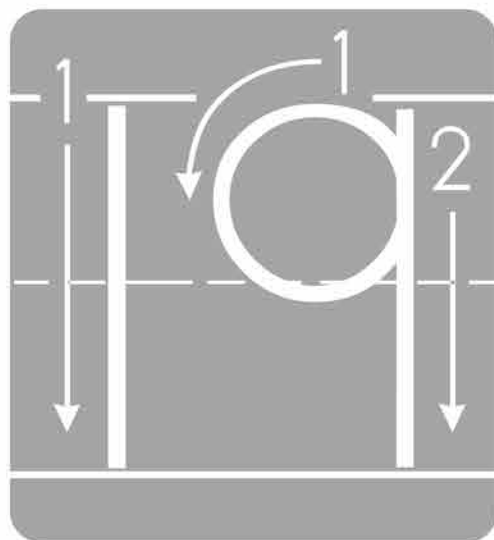
Before and After

Count the numbers in the pumpkin patch! Fill in the numbers that come before and after the orange pumpkins. Then colour the pumpkins.

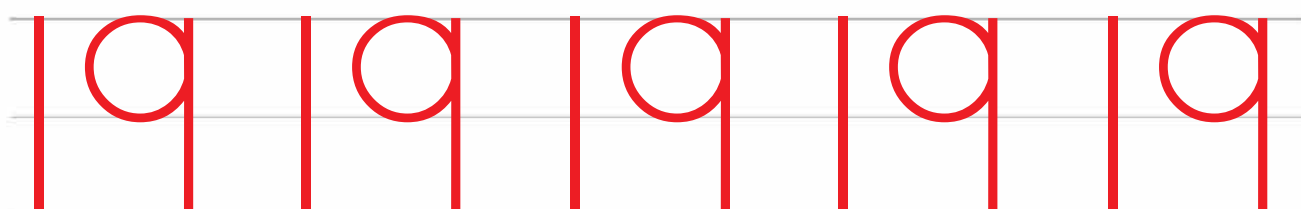
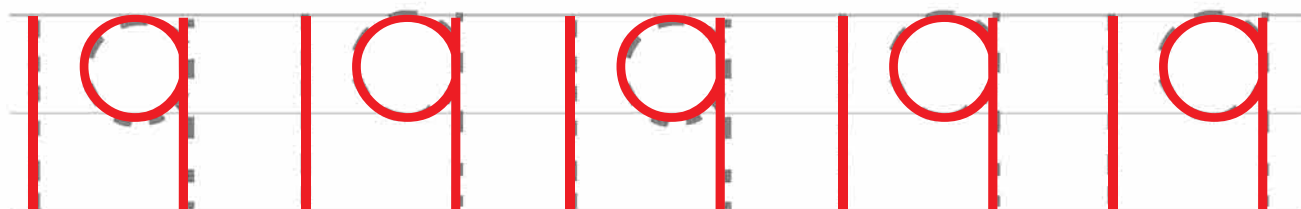


Know Your Numbers


Count 19 bikes. Trace the number 19 with your finger. Then trace the numbers below with a pencil. After that, try to write the number 19 on your own.



nineteen bikes







Circle the box that shows 19.



Let's Add

Count the watermelon seeds to add and write your answer in the boxes below. Then colour the seeds.




Let's Subtract


I'm hungry for a snack! Subtract to solve the equations to find out how many healthy vegetables I ate. Trace the numbers and write the answers in the boxes.




$$1 - 1 = \boxed{0}$$



$$4 - 2 = \boxed{2}$$



$$3 - 2 = \boxed{1}$$



$$6 - 3 = \boxed{3}$$

Letter Combinations

Practise this phrase to help you remember the sound this letter combination makes. Trace the letter combination on the lines below. Say the er sound as you write.


E...r...er...er...er. I love my mother!

er



mother

The letter combination er often comes at the end of a word. Write er at the end of these words below. Then read the words.



flower

teacher



water

Sight Word Games

Read the sight words below and colour the picture using the code.

green = and


blue = see

red = me

purple = to

orange = up

yellow = no



The Great Sock Match

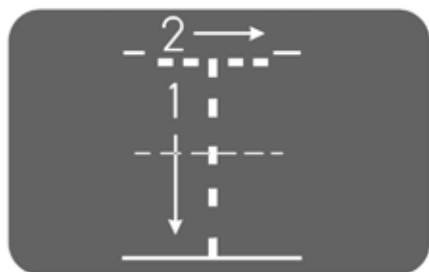
Socks come in matching pairs. This means they are the same colour and shape. See if you can find two socks that match.

You Will Need: a basket full of matching socks, not paired up


Race your parent, sibling, or friend to see who can match the most socks in three minutes. Put on a timer and see who wins!



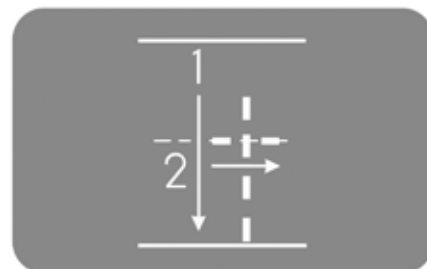
Pencil Practice




Follow the arrows to trace the capital letter T with your finger. Then use a pencil to trace the capital letters below. Make sure you are holding your pencil correctly.



Now trace the lowercase letter t with your finger. Use a pencil to trace the lowercase letters below.



T is for tiger and tree. Trace the letter t in each word and colour the pictures.



tiger

tree

What's That Sound?

This is a T. What sound does the letter T make? Read this phrase and find out! When reading the letter phrase, say the sound the letter makes if it is in blue and say the name of the letter if it is in red.


T-T-T is for teddy bear, teddy bear. T-T-T is T.



Read the words that begin with the letter T below and colour the pictures.



turtle



truck

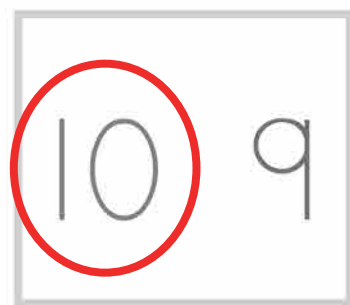

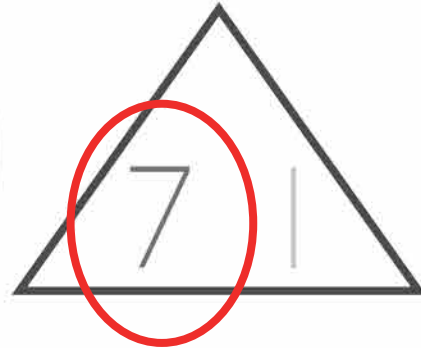


tree

Biggest Is Best


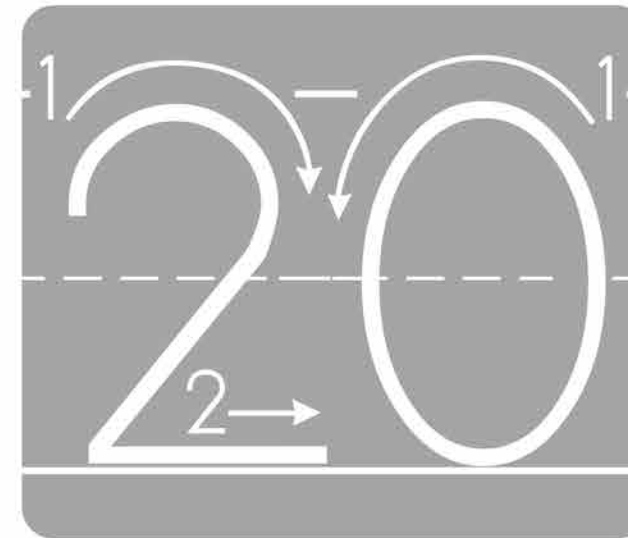
Look at the numbers in each shape below. Which one is bigger? Count to find the bigger number and circle it!

1 2 3 4 5 6 7 8 9 10



Know Your Numbers

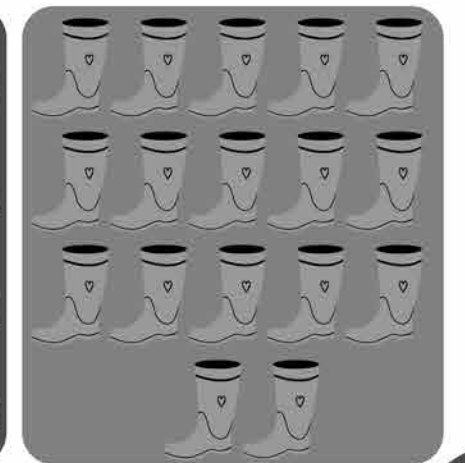


Count 20 clouds. Trace the number 20 with your finger. Then trace the numbers below with a pencil. After that, try to write the number 20 on your own.



twenty clouds






Circle the box that shows 20.







Let's Add

Add to solve the equations below and write your answers in the paw prints. Then colour the paw prints.



$4 + 8 =$  $10 + 2 =$ 


$6 + 6 =$  $7 + 1 =$ 

$9 + 2 =$  $5 + 3 =$ 


Let's Subtract

Count the animals below and cross out the ones you are taking away. Subtract to solve the equations and write your answers on the lines below.


$5 - 2 =$ 3




$7 - 3 =$ 4



$4 - 1 =$ 3

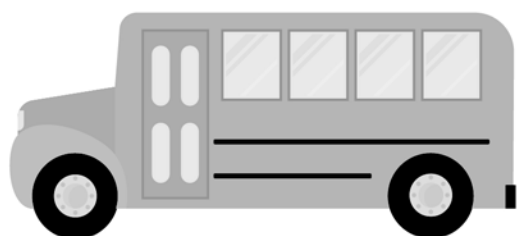


$9 - 5 =$ 4



Middle Letter Sounds

Say the name of each picture below and listen for the sound in the middle. Write the letter for the sound you hear in the middle for all of the pictures below.



bus




pig



bed



dog




fox




hat

Read Rhymes

Some words have ending sounds that sound the same. They are called rhymes. Say the names of the pictures below and listen for the words that sound the same. Circle the two pictures that sound the same.



Write a word that rhymes with the picture.



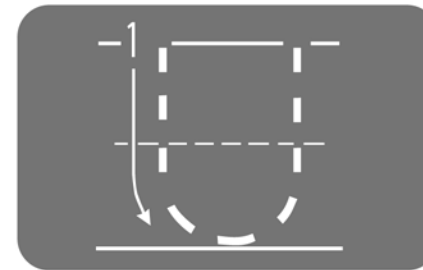
log

Let's Move

Yoga will help to enhance your flexibility, strength, and coordination. You will need a big open space. Make sure you wear comfortable clothes. Try some of these stretches below with a parent or friend. Effort is everything!



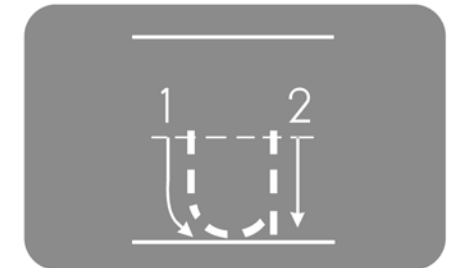
Pencil Practice



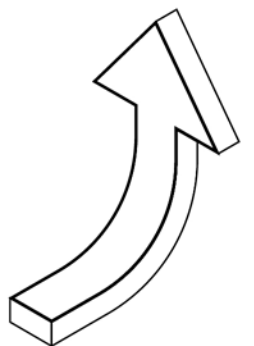
Follow the arrows to trace the capital letter U with your finger. Then use a pencil to trace the capital letters below. Make sure you are holding your pencil correctly.



Now trace the lowercase letter u with your finger. Use a pencil to trace the lowercase letters below.



U is for umbrella and up. Trace the letter u in each word and colour the pictures.



u mbrella

u p


What's That Sound?

This is a U. What sound does the letter U make? Read this phrase and find out! When reading the letter phrase, say the sound the letter makes if it is in blue and say the name of the letter if it is in red.

U-U-U is for umbrella, umbrella.
U-U-U is U.



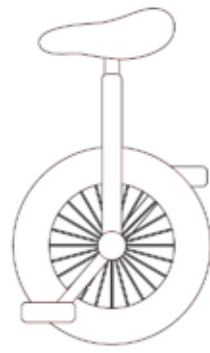
Read the words that begin with the letter U below and colour the pictures.



unicorn



up



unicycle

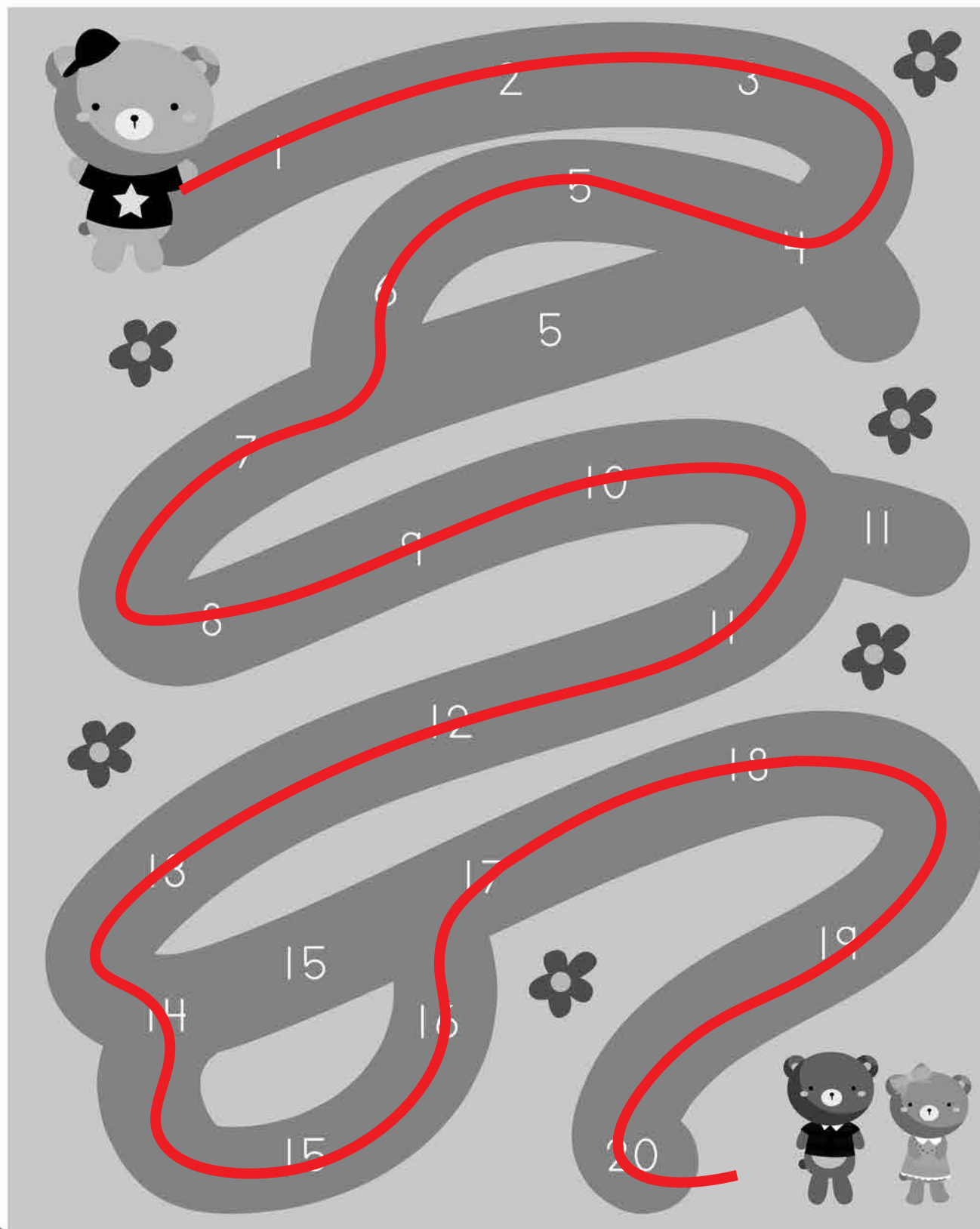
Pattern Practise

Say the names and colours of the shapes below out loud. Draw and colour the shape that comes next in the pattern.



Know Your Numbers

Follow the path from 1 to 20 to help baby bear find his way to his family. Draw a line with your pencil along the path below. Count out loud as you go. Try not to get lost along the way!



Let's Add

Count the cupcakes to add. Write the answers in the boxes and colour the cupcakes.

$$\begin{array}{c} \text{cupcake} \quad \text{cupcake} \quad \text{cupcake} \quad \text{cupcake} \\ \text{cupcake} \quad \text{cupcake} \quad \text{cupcake} \end{array} + \begin{array}{c} \text{cupcake} \quad \text{cupcake} \end{array} = \boxed{9}$$

$$\begin{array}{c} \text{cupcake} \quad \text{cupcake} \quad \text{cupcake} \quad \text{cupcake} \\ \text{cupcake} \quad \text{cupcake} \quad \text{cupcake} \quad \text{cupcake} \end{array} + \begin{array}{c} \text{cupcake} \quad \text{cupcake} \quad \text{cupcake} \end{array} = \boxed{11}$$


$$\begin{array}{c} \text{cupcake} \quad \text{cupcake} \quad \text{cupcake} \\ \text{cupcake} \quad \text{cupcake} \end{array} + \begin{array}{c} \text{cupcake} \quad \text{cupcake} \quad \text{cupcake} \\ \text{cupcake} \quad \text{cupcake} \end{array} = \boxed{10}$$

$$\begin{array}{c} \text{cupcake} \quad \text{cupcake} \quad \text{cupcake} \quad \text{cupcake} \\ \text{cupcake} \quad \text{cupcake} \quad \text{cupcake} \end{array} + \begin{array}{c} \text{cupcake} \quad \text{cupcake} \quad \text{cupcake} \\ \text{cupcake} \quad \text{cupcake} \quad \text{cupcake} \end{array} = \boxed{13}$$

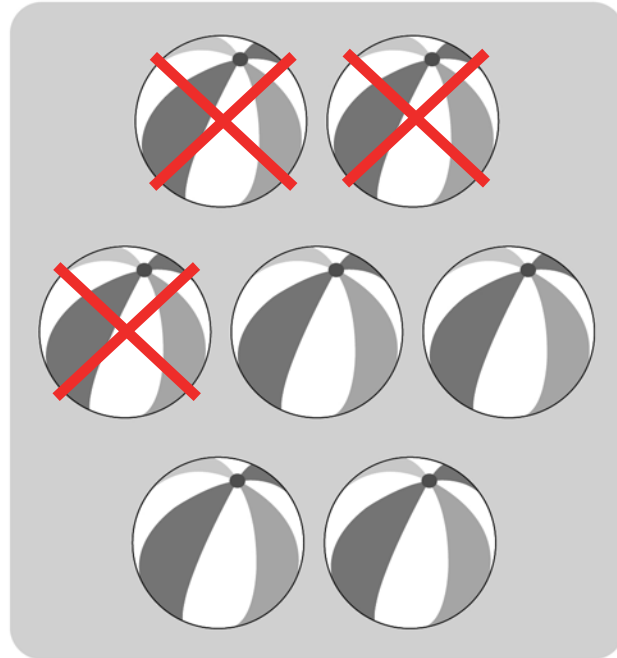
$$\begin{array}{c} \text{cupcake} \quad \text{cupcake} \\ \text{cupcake} \quad \text{cupcake} \end{array} + \begin{array}{c} \text{cupcake} \quad \text{cupcake} \end{array} = \boxed{6}$$

Let's Subtract

Count the summer objects below and cross out the ones you are taking away. Subtract to solve the equations and write your answers on the lines below.




$$8 - 2 = \underline{6}$$



$$7 - 3 = \underline{4}$$



$$4 - 2 = \underline{2}$$



$$10 - 5 = \underline{5}$$

Letter Combinations

Practise this phrase to help you remember the sounds this letter combination makes. Trace the letter combination below. Say the ar sound as you write.

A...r...ar...ar...ar. We are playing on the farm!


ar



farm

Write the ar sound for each of the words below. Then read the words.

star



bar n



car

Word Families

Some words have the same letter combinations in them. They are called word families. This is the **at** family. All of the words in the **at** family end in **at**. Say the name of each picture. Write the beginning sound for each picture below. Then colour the pictures.




rat



bat




mat



cat



sat




hat



pat

Paper Cup Pyramids

For this activity, you'll need some space and lots of paper cups! Build a tower by placing two paper cups beside each other and placing another on top of the two. Continue to build the tower by adding another paper cup to the bottom row and then another on top until your paper cup pyramid is as big as it can be! Then knock it down, and start all over again!



Let's Review the Red Level!

Count the starfish and write the number in the box below.




20


Trace the letters below with your finger. Then trace them with a pencil.

Ss Tt Uu


Say the name of each picture and listen for the sound in the middle. Write the letter for the middle sound below.



c a t



l o g



CERTIFICATE of Achievement

.....
has successfully completed
LEVEL 7

Date

Parent's Signature

Place Level 7
Sticker Here

Pencil Practice




Follow the arrows to trace the capital letter V with your finger. Then use a pencil to trace the capital letters below. Make sure you are holding your pencil correctly.



Now trace the lowercase letter v with your finger. Use a pencil to trace the lowercase letters below.



V is for violin and vest. Trace the letter v in each word and colour the pictures.



v violin

v est

What's That Sound?

This is a V. What sound does the letter V make? Read this phrase and find out! When reading the letter phrase, say the sound the letter makes if it is in blue and say the name of the letter if it is in red.

V - V - V is for volcano, volcano.
V - V - V is V.



Read the words that begin with the letter V below and colour the pictures.



van




vest



vase

Connect the Dots


Connect the dots from 1 to 20 to complete the picture. Count as you go! Then colour the picture.



Rainbow Fish

Count the dots in each section and colour the fish using the code below.

1 dot = red	2 dots = yellow	3 dots = orange
4 dots = green	5 dots = blue	6 dots = purple



Let's Add

Count the dots on the dice to add. Write the answers in the boxes below.

$$\begin{array}{|c|} \hline \text{2 dots} \\ \hline \end{array} + \begin{array}{|c|} \hline \text{4 dots} \\ \hline \end{array} = \boxed{6}$$

$$\begin{array}{|c|} \hline \text{4 dots} \\ \hline \end{array} + \begin{array}{|c|} \hline \text{6 dots} \\ \hline \end{array} = \boxed{10}$$

$$\begin{array}{|c|} \hline \text{5 dots} \\ \hline \end{array} + \begin{array}{|c|} \hline \text{4 dots} \\ \hline \end{array} = \boxed{9}$$


$$\begin{array}{|c|} \hline \text{6 dots} \\ \hline \end{array} + \begin{array}{|c|} \hline \text{3 dots} \\ \hline \end{array} = \boxed{9}$$

$$\begin{array}{|c|} \hline \text{2 dots} \\ \hline \end{array} + \begin{array}{|c|} \hline \text{6 dots} \\ \hline \end{array} = \boxed{8}$$

Code Subtraction

Solve the equations in each section of the picture below and write the answers on the lines. Then colour each section using the colour code below.

1 =	white	3 =	blue	5 =	red	7 =	green
2 =	pink	4 =	purple	6 =	orange	8 =	yellow



Write the missing beginning sound to make new ap words below. Then colour your sundae!



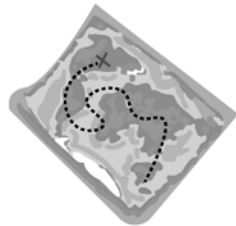
n

a p



c

a p



m

a p



l

a p


Let's write about what we like! Look at the picture and trace the sentence below.



I like to play

ice hockey.

Draw a picture of something you like in the box.




Let's investigate everything around us! What we see with our eyes sends a message to our brain to help us think!

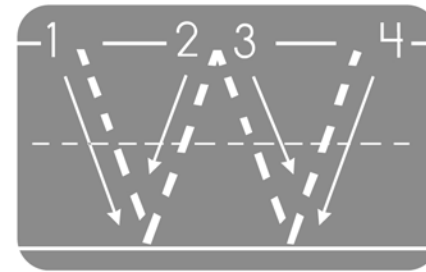


Go outside with your book! Sit on the ground and look up at the sky. What do you see? What does your brain think?

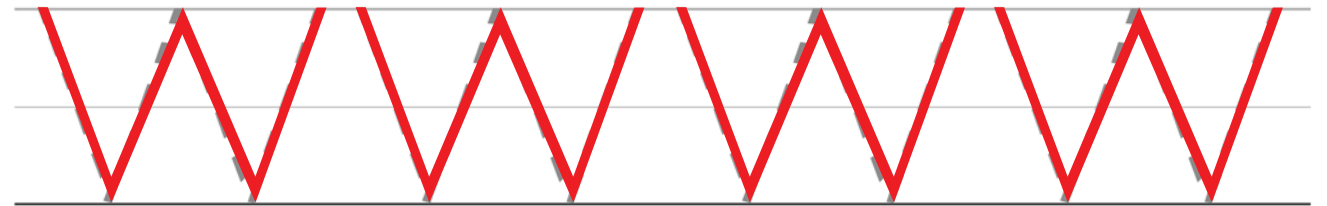
Draw a picture of what you see in the box below.



What does what you see make you think about?




Follow the arrows to trace the capital letter W with your finger. Then use a pencil to trace the capital letters below. Make sure you are holding your pencil correctly.



Now trace the lowercase letter w with your finger. Use a pencil to trace the lowercase letters below.



W is for walrus and wig. Trace the letter w in each word and colour the pictures.



walrus

wig

What's That Sound?

This is a W. What sound does the letter W make? Read this phrase and find out! When reading the letter phrase, say the sound the letter makes if it is in blue and say the name of the letter if it is in red.

W-W-W is for wagon, wagon.
W-W-W is W.



Read the words that begin with the letter W below and colour the pictures.



wolf



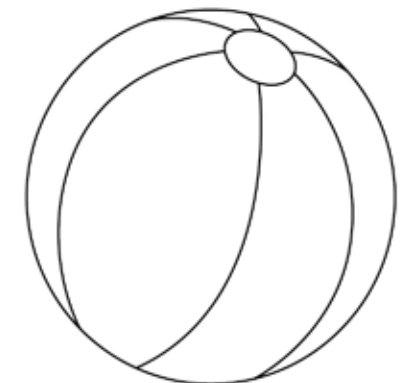
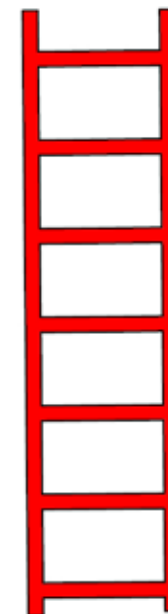

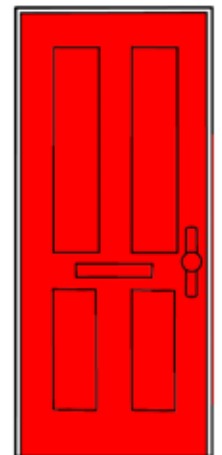
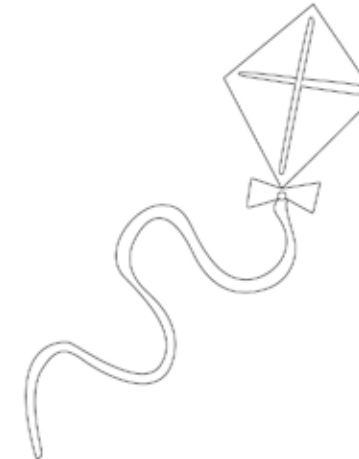

watermelon



walrus







Shape Sorting

Trace the rectangle below. Then colour the things that you see that look like rectangles.



Let's Share

Look at the cookies below. Let's be fair when we share and make sure each plate has the same number of cookies. Draw cookies on the plates on the right to make them equal to the plates on the left.



Colour Code Addition

Solve the equations in each section of the picture below and write the answers on the lines. Then colour each section using the code.

10 = green 12 = blue 14 = grey 16 = yellow

6 + 6 = 12

8 + 8 = 16

8 + 6 = 14

9 + 5 = 14

7 + 7 = 14

8 + 4 = 12


7 + 3 = 10

6 + 4 = 10


5 + 5 = 10

Shadow Subtraction


Count the forest animals below. Then subtract the shadows of the animals. Write your answers in the boxes below.




$$\begin{array}{r} 9 \\ - 3 \\ \hline 6 \end{array}$$



$$\begin{array}{r} 7 \\ - 2 \\ \hline 5 \end{array}$$



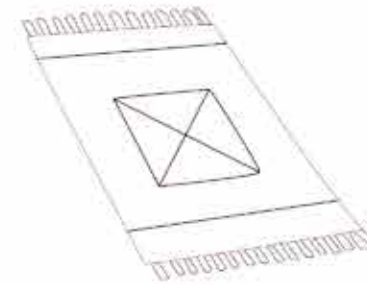
$$\begin{array}{r} 8 \\ - 4 \\ \hline 4 \end{array}$$



$$\begin{array}{r} 10 \\ - 3 \\ \hline 7 \end{array}$$

Word Family Fun

Colour the pictures that belong in the ug family below.




rug



mug



jug



bug



hug



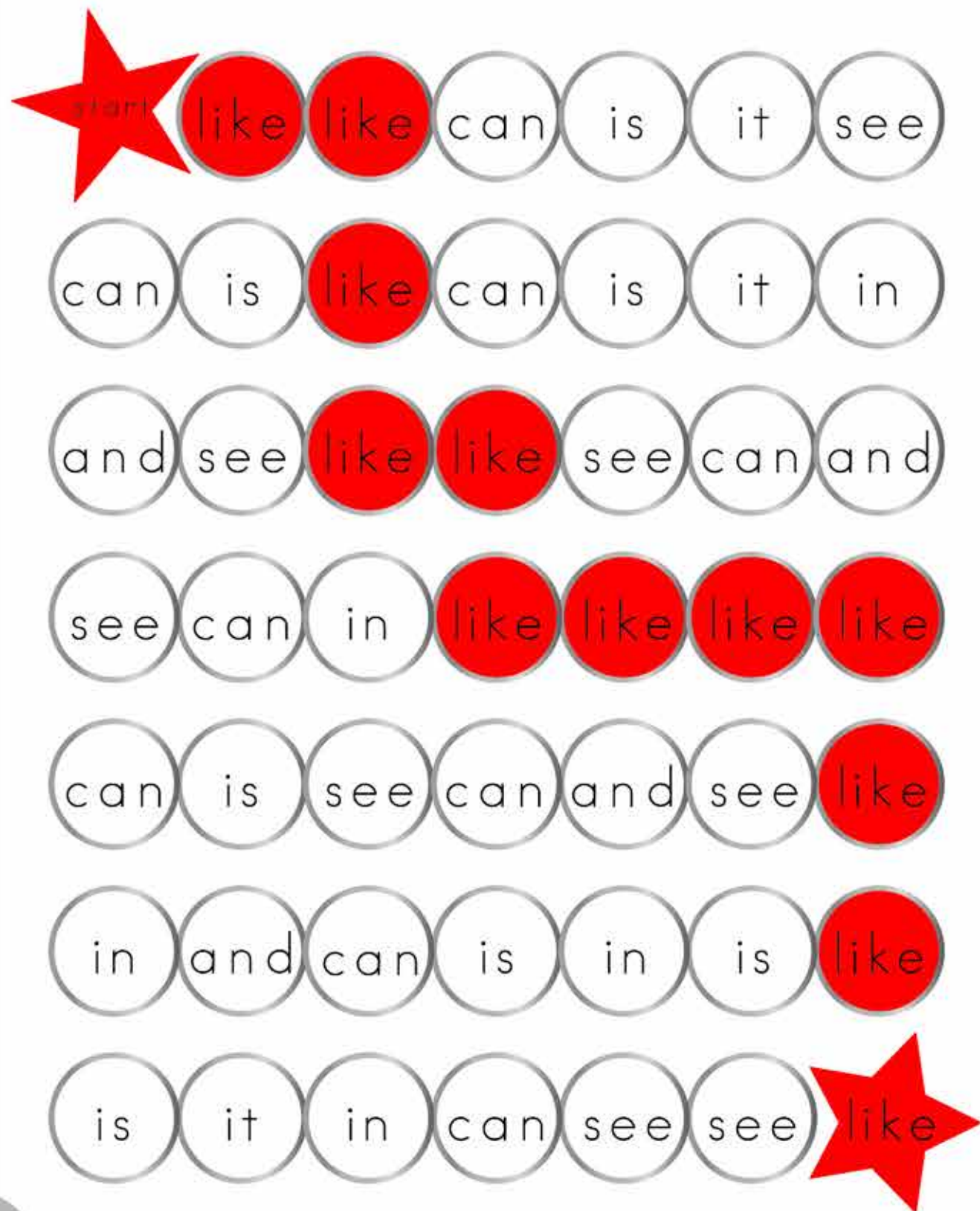
plug



tug

Silly Sight Words

Colour all of the circles with the word like in them below to make your way through the sight word maze!



Weather

When it is fall it is cool outside. Colour the clothes below you can wear in the fall.



Pencil Practice



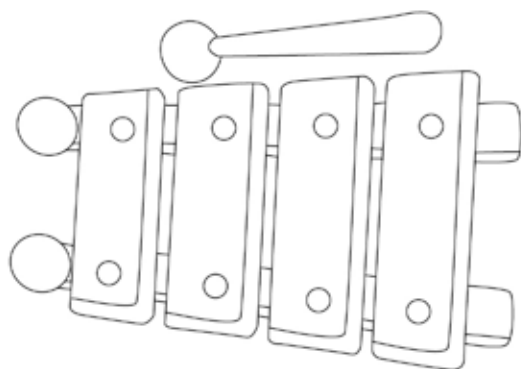
Follow the arrows to trace the capital letter X with your finger. Then use a pencil to trace the capital letters below. Make sure you are holding your pencil correctly.



Now trace the lowercase letter x with your finger. Use a pencil to trace the lowercase letters below.



X is for xylophone. Trace the letter x in the word below and colour the picture.



What's That Sound?

This is an X. What sound does the letter X make? Read this phrase and find out! When reading the letter phrase, say the sound the letter makes if it is in blue and say the name of the letter if it is in red.

X-X-X is for x-ray, x-ray.

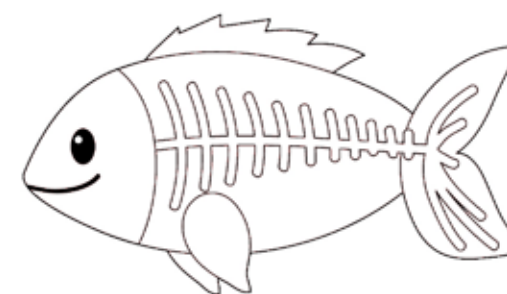
X-X-X is X.



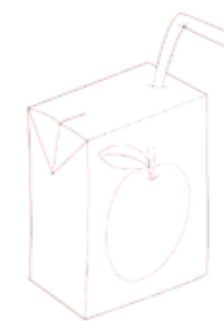
Read the words that have an X below and colour the pictures.



fox



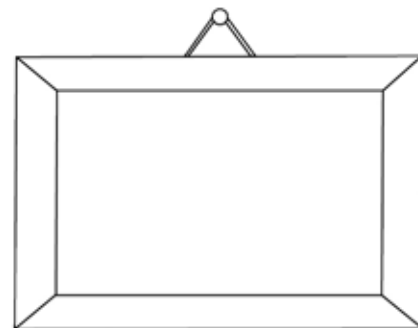

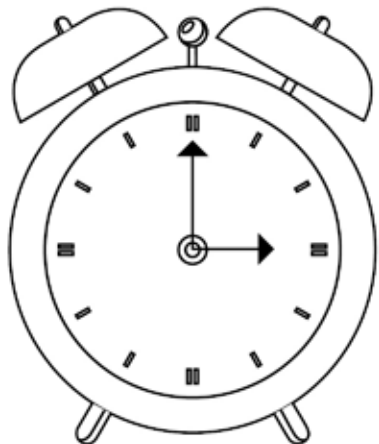

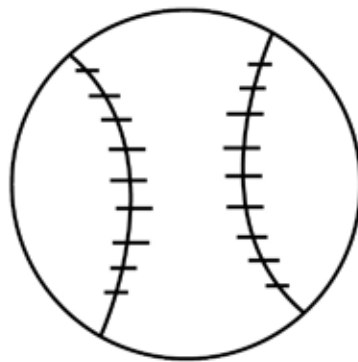


x-ray fish



box

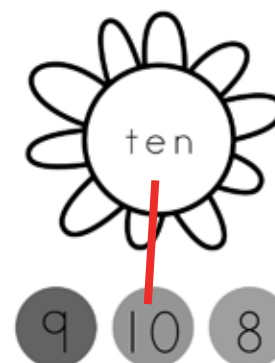


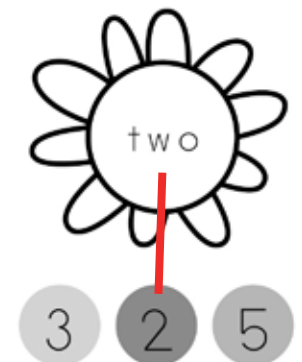


Shape Sorting

Trace the square below. Then colour the things that you see that look like squares.



Know Your Numbers

Draw a line to match the number words to the correct numbers. Then colour the flowers.



Counting on Our Fingers

Count the fingers and write the numbers on the lines below. Add them together to solve the equations. Then colour the hands.



5

+



2

=

7



3

+



3

=

6



4

+



1


=

5


Sunny Subtraction

Count the suns below and cross out the number you are taking away to subtract! Write your answers in the boxes below.


$$12 - 6 = \underline{6}$$




$$10 - 5 = \underline{5}$$



$$8 - 4 = \underline{4}$$




$$11 - 2 = \underline{9}$$



Colour by Sight Word

Colour the picture using the code below.

me = red we = yellow the = green at = blue




Becoming a Writer

Let's write! Look at the picture and read and trace the sentence below.

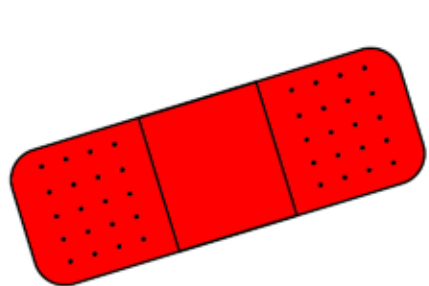


I like to ride
my bike.

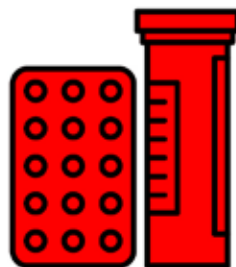
Draw a picture of something you like in the box.



This is a veterinarian. Veterinarians help our pets stay healthy, and they take care of them when they are sick. Veterinarians use tools to do their job. Colour the tools below that veterinarians use to keep our pets healthy.



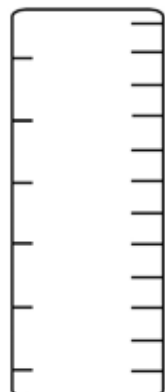
bandage



medicine



needle



ruler



hammer




stethoscope



x-ray

Count the balloons and write the number in the box below.



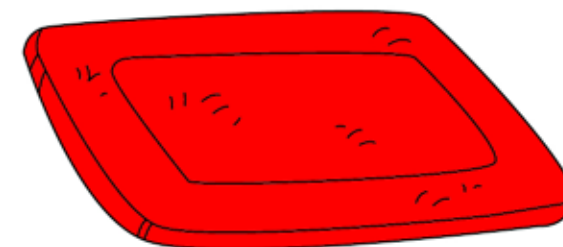



13

Trace the letters below with your finger. Then trace them with a pencil.



Bat is part of the at word family. Say the names of the pictures below and colour the ones that are also part of the at word family.





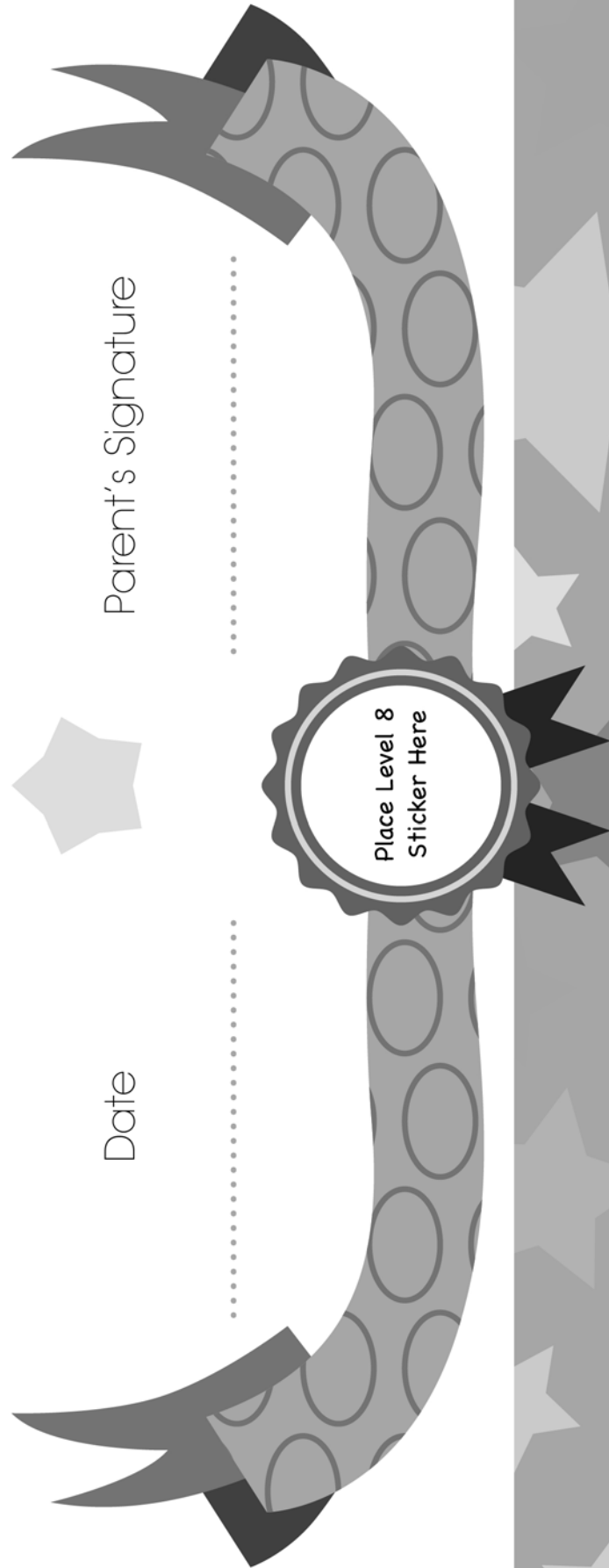
CERTIFICATE of Achievement



.....
has successfully completed
LEVEL 8

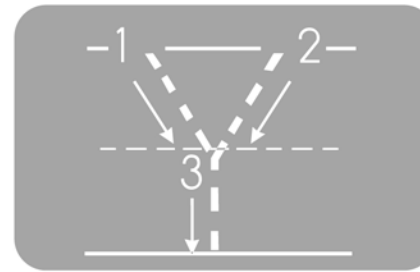
Date

Parent's Signature



Place Level 8
Sticker Here

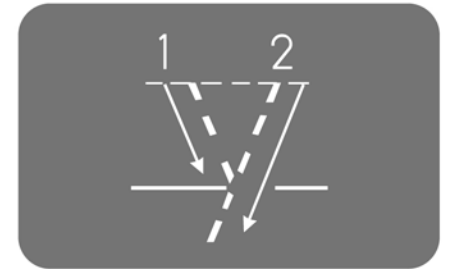
Pencil Practice




Follow the arrows to trace the capital letter Y with your finger. Then use a pencil to trace the capital letters below. Make sure you are holding your pencil correctly.




Now trace the lowercase letter y with your finger. Use a pencil to trace the lowercase letters below.



Y is for yak and yo-yo. Trace the letter y in each word and colour the pictures.



yak



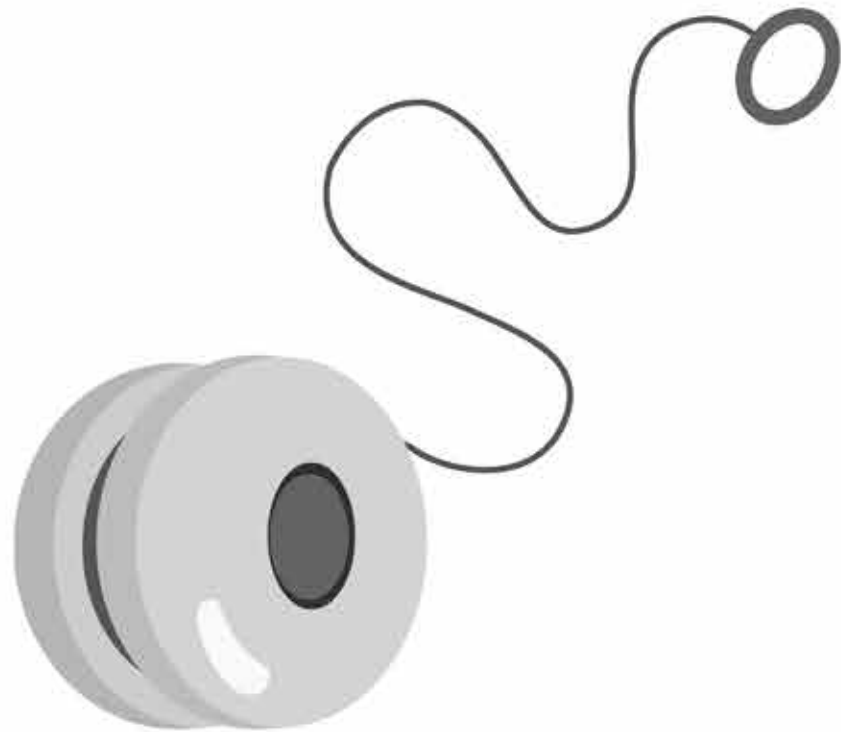
yo-yo

What's That Sound?


This is a Y. What sound does the letter Y make? Read this phrase and find out! When reading the letter phrase, say the sound the letter makes if it is in blue and say the name of the letter if it is in red.

Y-Y-Y is for yo-yo, yo-yo.

Y-Y-Y is Y.



Read the words that begin with the letter Y below and colour the pictures.



yak




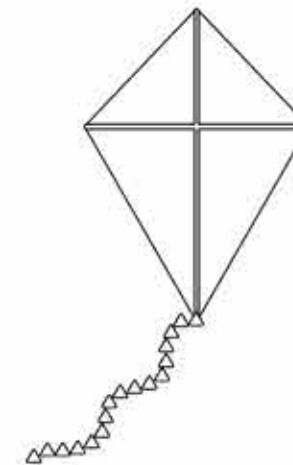
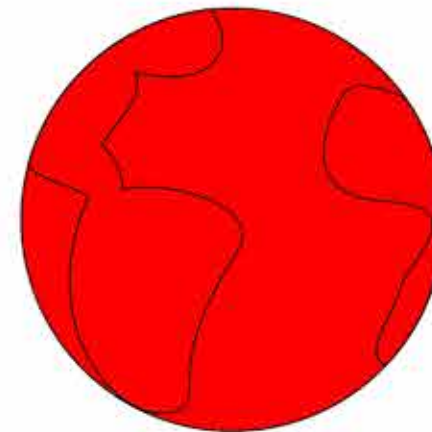
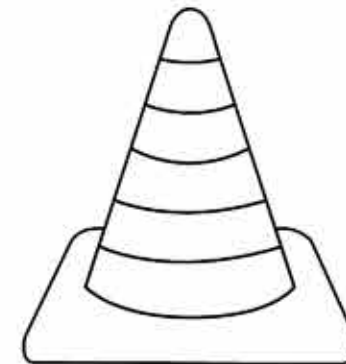

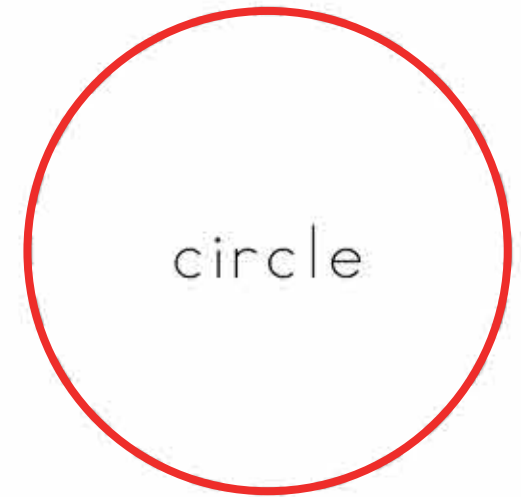

yoga



yoghurt

Shape Sorting


Trace the circle below. Then colour the things that you see that look like circles.




Know Your Numbers

Circle the set of pictures below that matches each number to the left.

8



11




9



Draw a set of shapes that matches the number below.

6



Starry Night Addition

Write the answers to the addition problems in the blank stars. Then colour the stars.

$$\begin{array}{c} 7 \end{array} + \begin{array}{c} 2 \end{array} = \begin{array}{c} 9 \end{array}$$

$$\begin{array}{c} 8 \end{array} + \begin{array}{c} 5 \end{array} = \begin{array}{c} 13 \end{array}$$

$$\begin{array}{c} 9 \end{array} + \begin{array}{c} 3 \end{array} = \begin{array}{c} 12 \end{array}$$

$$\begin{array}{c} 6 \end{array} + \begin{array}{c} 7 \end{array} = \begin{array}{c} 13 \end{array}$$

$$\begin{array}{c} 5 \end{array} + \begin{array}{c} 6 \end{array} = \begin{array}{c} 11 \end{array}$$

Oceans 5 Subtraction

Count the ocean animals below and cross out 5 in each group to subtract. Then solve the equation and write your answers in the boxes below.

$10 - 5 = \underline{5}$

$12 - 5 = \underline{7}$

$9 - 5 = \underline{4}$

$15 - 5 = \underline{10}$

Find the Rhymes

Words that rhyme sound like one another. Touch each picture below and say the word. Circle the word in each row that rhymes with the picture on the left.


Write a word on the lines below that rhymes with the picture.



hen

Touch each dot as you read the words. Read each sentence three times. Then match the words at the end to the pictures by colouring the dots the same colour. Then colour the pictures and the hands below.

I see a cat.




I see a frog.



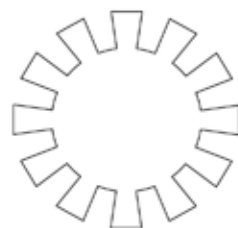
See the chick.



I like this book.




I see the sun.



See the goat.



This is an author. Authors write books to help us to learn new things and to enjoy. Authors use tools to do their job. Colour the tools below that authors use to write books.



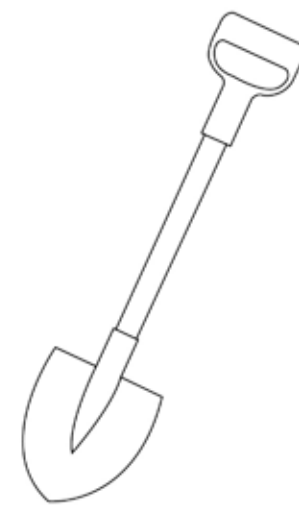
book




hammer



pencil



shovel



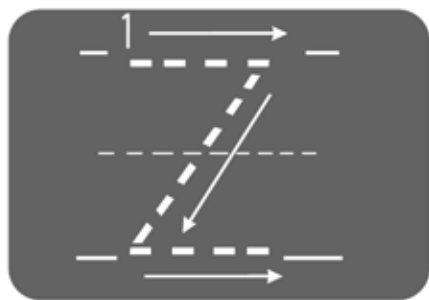
paper



laptop



idea



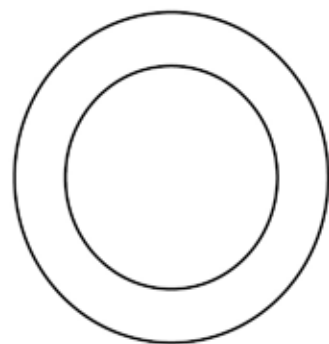
Follow the arrows to trace the capital letter Z with your finger. Then use a pencil to trace the capital letters below. Make sure you are holding your pencil correctly.



Now trace the lowercase letter z with your finger. Use a pencil to trace the lowercase letters below.



Z is for zebra and zero. Trace the letter z in each word and colour the pictures.



This is a Z. What sound does the letter Z make? Read this phrase and find out! When reading the letter phrase, say the sound the letter makes if it is in blue and say the name of the letter if it is in red.

Z-Z-Z is for zebra, zebra.

Z-Z-Z is Z.



Read the words that begin with the letter Z below and colour the pictures.



zipper



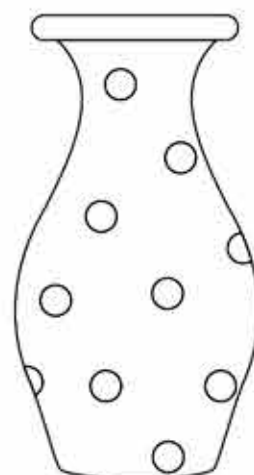



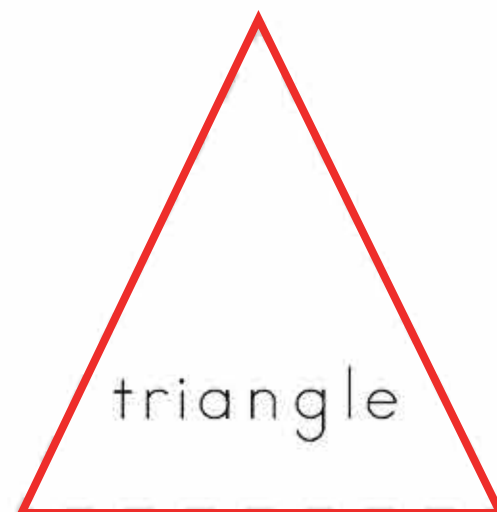

zoo



zigzag

Shape Sorting

Trace the triangle below. Then colour the things that you see that look like triangles.



Number Patterns

What comes next in the pattern? Touch and say the names of the numbers below. Then look at the numbers in the circle. Put a check mark on the number in the circle that comes next in the pattern.



Seaside Addition

Practise adding. Solve the equations and write the answers below. Then colour the seashells on the beach!



4 + 6 = 10

11 + 3 = 14

9 + 2 = 11

12 + 3 = 15

8 + 8 = 16

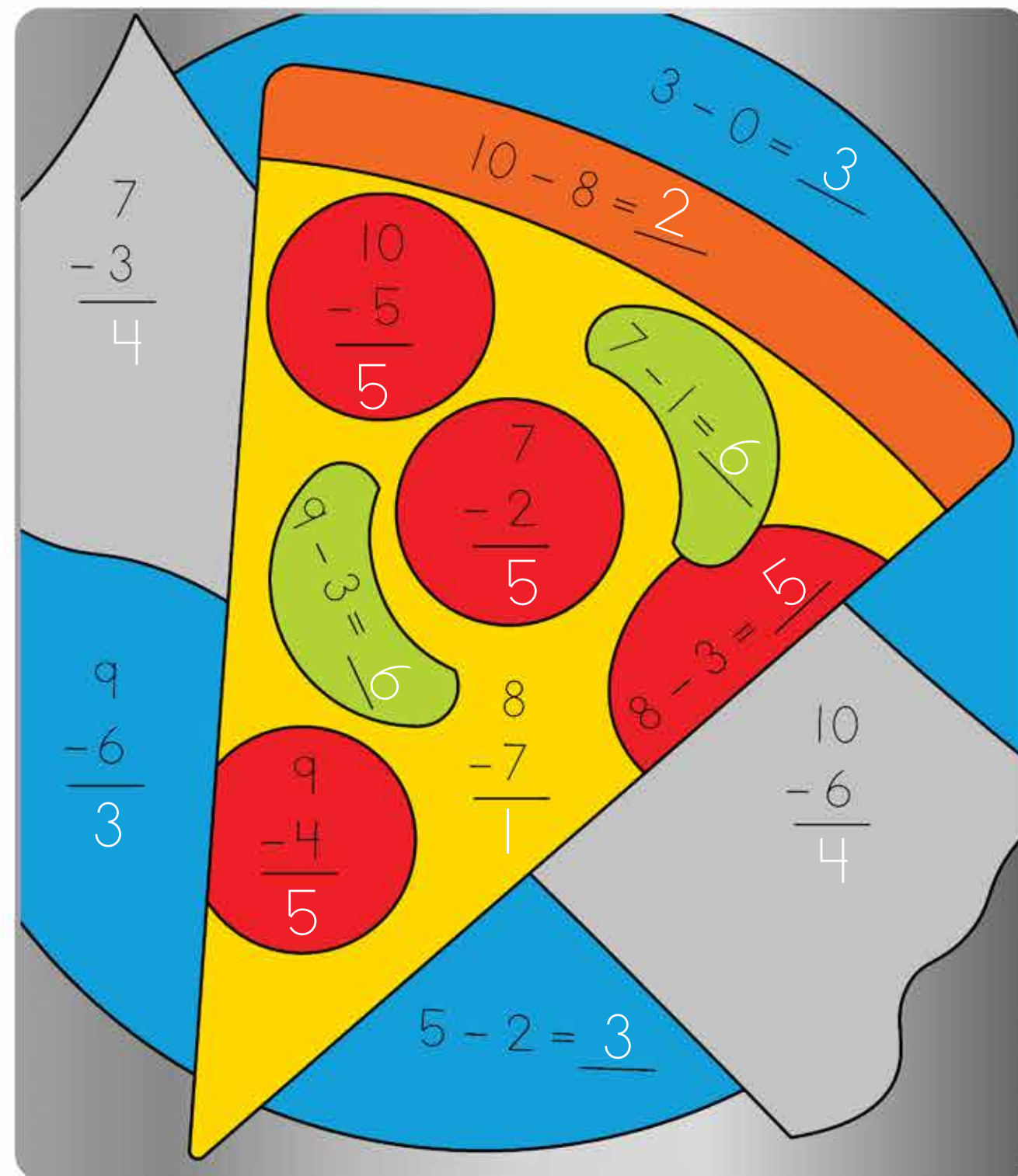
11 + 2 = 13

7 + 9 = 16

Code Subtraction

Solve the equations in each section of the picture below and write the answers on the lines. Then colour the picture using the code.

1 = yellow 2 = orange 3 = blue 4 = grey 5 = red 6 = green



7 - 3 = 4

10 - 5 = 5

7 - 2 = 5

9 - 4 = 5

8 - 7 = 1

10 - 6 = 4

3 - 0 = 3

10 - 8 = 2

7 - 1 = 6

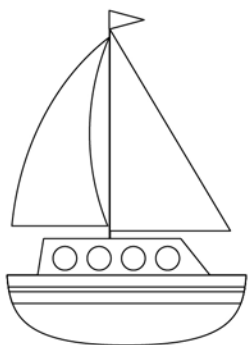
8 - 3 = 5

5 - 2 = 3


Read the sentences below and trace the missing words. Then colour the pictures.




I can read in my coat.



I can read on a boat.



I can read on a train.




I can read with my brain!

Let's write! Look at the picture and read and trace the sentence below.

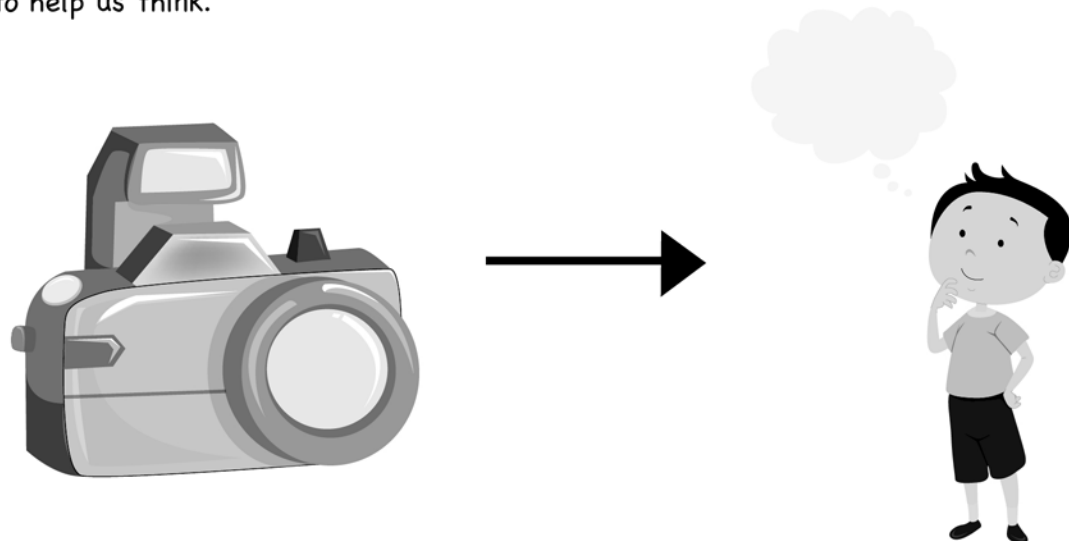


I like to water
the flowers.

Draw a picture of something you like to do in the box.



Let's investigate everything around us! What we hear with our ears sends a message to our brain to help us think.




Go outside with your book! Sit on the ground and close your eyes. Listen carefully. What do you hear? What does your brain think?

Draw a picture of what you hear below.

What does what you hear make you think about?

Count the shapes below and write how many of each that you counted in the boxes.



●

4

▲

2

■

3

Trace the letters below with your finger. Then trace them with a pencil.

Yy

Zz

Read the sentence below and draw a picture to show what you read.

I see a fox.



CERTIFICATE of Achievement



.....
has successfully completed
LEVEL 9

Date

Parent's Signature




Power Up to Grade One

What do good grade one readers do? Read the reading tips. Then draw a picture of you reading in the box below.

What Good Readers Do

1. Read every day.
2. Read everything around them.
3. Choose "Just Right" books.
4. Use strategies to help with words they don't know.
5. Think about what they read.
6. Make connections to what they read.
7. Make predictions about what they read.
8. Ask questions while they read.



Choosing a Book That is "Just Right" for You

Books are like shoes. Not everyone can wear the same size shoes. Make sure the book you are reading is not too difficult or too easy. Follow these simple steps to choose a book that is the right fit for you.

Use the Five Finger Rule to help choose a Just Right book.

Five Finger Rule

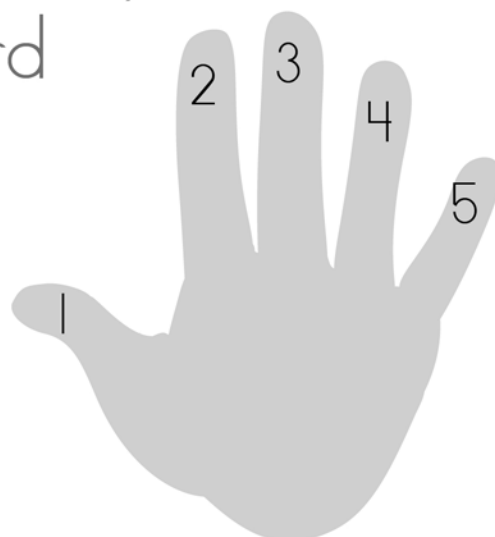
Choose a book. Open it to any page.
Put one finger up for each
word you don't know.

0 – 1 Too easy


2 – 3 Just Right

4 Give it a try

5+ Too hard



Look at the picture below. What do you think the characters are saying to each other? Fill in the speech bubbles with the words you think the characters are saying.



Match the Number Words

Read the number words below and draw a line to match them to the numbers.


two
three
four
six
eight
nine
ten
eleven
twelve
fifteen

12
10
8
9
3
6
15
11
2
4

Red lines connect the words to the numbers: two to 2, three to 3, four to 4, six to 6, eight to 8, nine to 9, ten to 10, eleven to 11, twelve to 12, and fifteen to 15.


I Can Read

Read the sentences below and trace the missing words. Then colour the pictures.



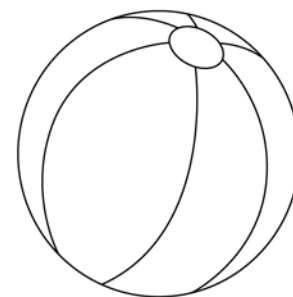
I see a

frog.




I have a

dog.



I like to play

ball.



I can

read!

Fix My Sentences

What is missing from these sentences? These sentences should begin with a capital letter and end with a period. Rewrite the sentences below to make them correct.

i see the moon



I see the moon.

i like to play



I like to play.

this is a star



This is a star.

he likes to run



He likes to run.

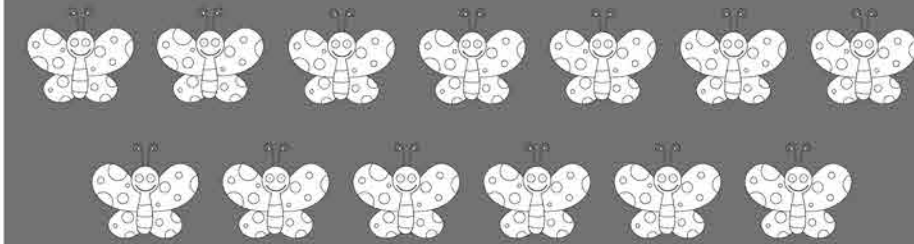
i have a friend




I have a friend.

Bug Collection


Count the bugs in the collection and write how many of each bug there is below. Then colour the bugs.



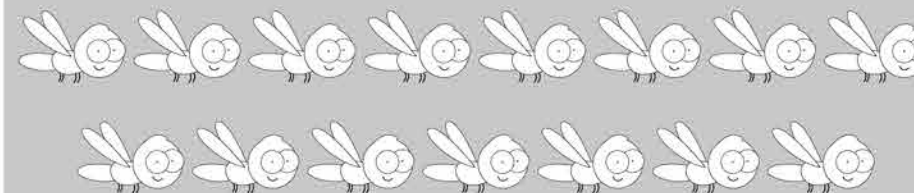
13



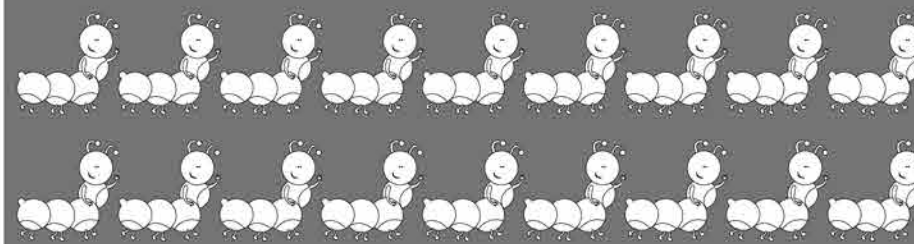
16



11



15

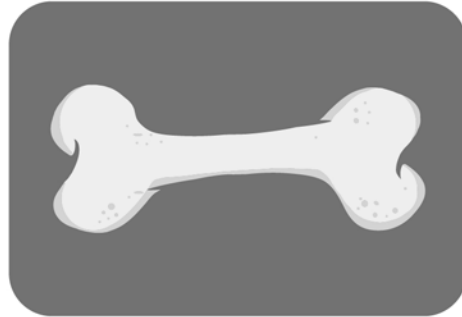


18

Picture Clues


Pictures can be a clue to words that we don't know. Read the sentences below and use the pictures to help you fill in the missing words. Don't worry if you don't know how to spell the words. Just say the sounds in the words and write the letters that make those sounds!

The dog ate a bone.



I like ice cream.

I can ride my bike.



The petals are red.

Can we play ball?



One or More

When you add an s to the end of a word, it means there is more than one.

shoe



shoes



Write the words below the correct categories below.



One

hippo

dog


More Than One

cats

frogs

Count and Connect the Dots

Count from 1 to 50 to connect the dots and complete the picture. Then colour the picture.



Science Search and Find

Let's look for objects made of different materials. Take this book with you and walk around your house. When you find something made out of one of the materials below, draw what the object is in the correct box. Continue until you draw something below every material.

Wood



Plastic



Glass



Rubber



Cloth



Metal




Beginning Sounds


When you see a word you don't know, start with the beginning sound. Say the names of the pictures below out loud. Can you hear the beginning sound? Write the letter that makes the beginning sound on the lines below.




 b a t




 f o x




 l o g



 g o a t



 h o r s e



 a p p l e

Fix My Sentences

This is an exclamation mark! A sentence that ends with an exclamation mark should be read loudly like you are excited or surprised. These sentences should begin with capitals and end with an exclamation mark. Rewrite the sentences below correctly.

look out

 Look out!



hooray

 Hooray!



ouch

 Ouch!



this is awesome

 This is awesome!








hello

 Hello!








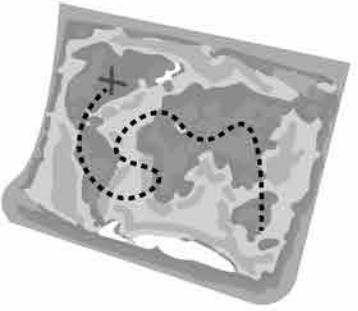
Marching Two by Two

Skip counting helps us count faster! Circle the pictures below in groups of 2 and count by twos. Write how many there are in all in the boxes below.

	2
 	4
  	6
   	8
    	10
    	12

Middle Sounds

Say the names of the pictures below out loud. Can you hear the middle sound? Write the letter that makes the middle sound on the lines below.

	
p _ o _ t	h _ a _ t
	
s _ u _ n	v _ a _ n
	
p _ i _ g	m _ a _ p



Fix My Sentences

This is a question mark. A sentence that ends with a question mark is asking a question. These sentences should begin with capitals and end with a question mark. Rewrite the sentences correctly.

can you play

Can you play?



do you like to read

Do you like to read?



is that a bug

Is that a bug?



is the pig big

Is the pig big?



did you make the bed

Did you make the bed?





Give Me Five




Skip counting helps us count faster! Circle the pictures below in groups of 5 and count by fives. Write how many there are in all in the boxes below.




5





10



15



20



25



30

Ending Sounds

Say the names of the pictures below out loud. Can you hear the ending sound? Write the letter that makes the ending sound on the lines below.




be_d




mo_p




mu_g



bu_g



re_d




fa_n

People, Places, and Things

Nouns are words that are people, places, or things. Look at the pictures below. Circle the correct word to show if each noun is a person, place, or thing. Then colour the pictures!



Person Place Thing



Person Place Thing



Person Place Thing



Person Place Thing






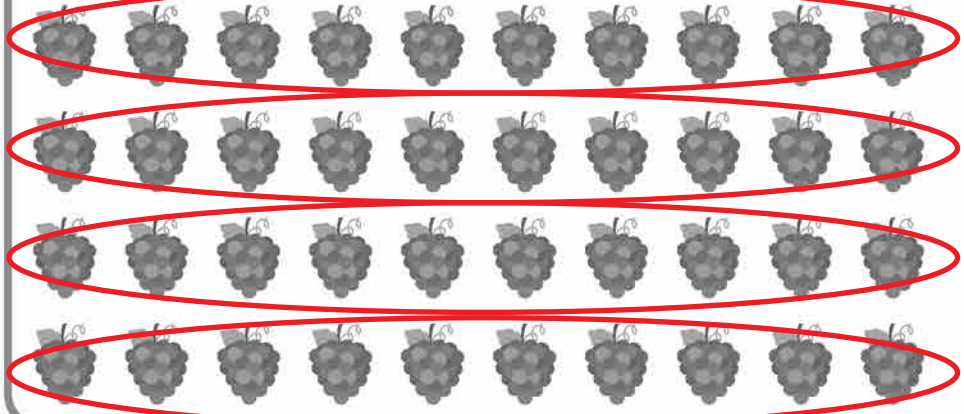
Person Place Thing



Person Place Thing






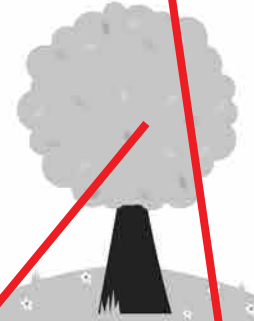
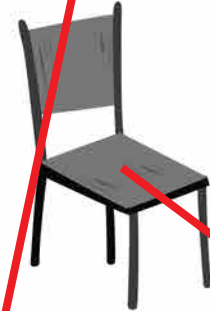

Groups of Ten

Skip counting helps us count faster! Circle the pictures below in groups of 10 and count by tens. Write how many there are in all in the boxes.

	10
	20
	30
	40

Living Things

Living things eat, drink, breathe, and grow. Look at the pictures below. Draw a line from each picture to the correct category below.

		
		
		
living things	nonliving things	


Red lines connect the cow, tiger, boy, and tree to the 'living things' box. Red lines connect the car, book, chair, and house to the 'nonliving things' box.

Action


A verb is a word that tells what a noun is doing. Verbs are action words! Look at the pictures below and read the sentences. Circle the verb in each sentence and colour the pictures.



He is running.



I am eating lunch.



I can jump.



I am waving.


Journal Writing

Journal writing is like talking to a friend. You write the words just like you would say them. You can draw in your journal, too!

Yesterday I went ice skating with my friend.



Write about what you did yesterday below. Then draw a picture of what you did in the box.




Fantastic Food

Count to add the food items and write the number of each food item on the lines below. Then solve the equations and write your answers on the lines below.



2

+



3

=

5



3

+



4

=

7



6

+



3

=

9



4

+



5

=

9



7

+




2

=

9

Short Vowel Shape Up

Old MacDonald had 5 vowels...A E I O U! And on his farm he had 5 sounds...A E I O U! Read the words below and colour in the words that have a short vowel sound.



Starting Sentences

Sentence starters give you ideas for what to write about. Read the sentence starters below and finish the sentence with your own thoughts. Then draw a picture in the box to illustrate what you wrote.



My favourite food is...



I really like to...



I don't like it when...



An Apple a Day



Count the apples to help you add. Then write your answers below.



6	
+ 4	
<hr/>	
10	

5	
+ 5	
<hr/>	
10	

7	
+ 8	
<hr/>	
15	

3	
+ 9	
<hr/>	
12	

10	
+ 5	
<hr/>	
15	

10	
+ 2	
<hr/>	
12	

What's the Problem?

Most stories have a problem and a solution. A problem is something that happens that needs to be fixed. A solution is something that happens in the story that fixes the problem. Read the story and answer the questions below.

It's Snowing!

I could not wait to go outside to play in the snow, but where was my hat? It was too cold to go out without a hat. I looked everywhere. Then I saw something under the bed. It was my hat!

What was the problem in this story?

The narrator wanted to go outside to play in the snow, but they couldn't find their hat.

How was the problem solved in the story?

The narrator found their hat under the bed.

More Journal Writing

Journal writing is like talking to a friend. You write the words just like you would say them. You can draw in your journal, too!

Today I got to ride my bike.




Write about something you are looking forward to doing below. Then draw a picture of what you are looking forward to in the box.

A large, empty rectangular box with rounded corners, intended for a child to draw a picture related to their journal entry.


Wacky Word Problems

Sometimes math problems are written in words instead of just numbers. Read the word problems below and look for clues. Write the numbers and answers on the lines. Numbers and words can be clues! The words in all tell you to add.


Finn and Eila love to draw. Eila drew 8 circles. Finn drew 2 triangles. How many shapes did they draw in all?


$$\underline{8} + \underline{2} = \underline{10}$$

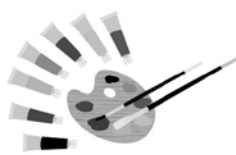
Ali likes to collect pool toys. She had 3 red pool toys and 10 green pool toys. How many pool toys did she have in all?


$$\underline{3} + \underline{10} = \underline{13}$$

Jill loves all of her pets. She has 3 fluffy dogs and 2 small dogs. How many dogs does she have in all?


$$\underline{3} + \underline{2} = \underline{5}$$

Chloe likes to paint. She painted 6 paintings yesterday and 4 paintings today. How many paintings did she paint in all?


$$\underline{6} + \underline{4} = \underline{10}$$

Haley likes to play video games. Haley has 10 games and she bought 3 more games today. How many games does Haley have in all?


$$\underline{10} + \underline{3} = \underline{13}$$

Living Things Need...

Living things need certain things to stay alive. Read the sentences below and fill in the blanks with living things from the bank.



food



water



shelter



sunlight

Living things need to drink water.

They also need to eat food.

Living things need a shelter to keep them safe.

They also need the warm sunlight to grow.

Colour Code

Read the sight words and colour the crayons using the code below.



= down



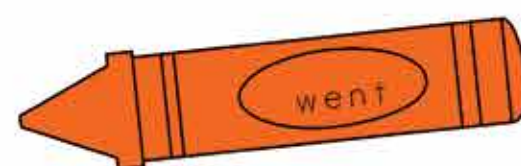




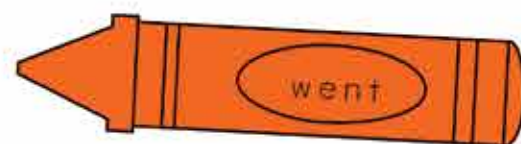
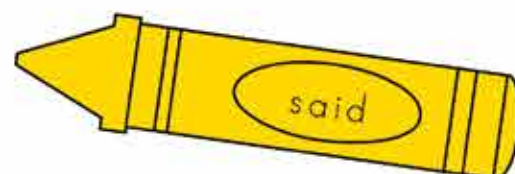

= said



= went



= come



Let's Write a Story


Sometimes describing what is happening in a picture can make a great story. Look at the picture below and write about what is happening on the lines below.

This image shows a single sheet of white paper with horizontal ruling lines. The lines are evenly spaced and run across the width of the page. There are no margins, text, or other markings on the paper.


Silly Face Subtraction

Cross out the silly faces that you are taking away in the equations to help you subtract. Write your answers on the lines below.


$$8 - 3 = \underline{5}$$




$$10 - 4 = \underline{6}$$



$$6 - 3 = \underline{3}$$



$$7 - 2 = \underline{5}$$



Active Adjectives

Adjectives are words that describe something. Adjectives describe how something looks, feels, smells, sounds, or tastes. Let's write adjectives! Find your favourite snack and answer the questions below.

How does it smell?

How does it taste?

How does it sound when you chew it?

Read the words below and circle the best adjective to describe each picture.



green

red

furry



cold

brown

hot




big

wet


soft

Read the sentences below and trace the missing words. Then colour the pictures.



I went to the

park.




Look at all the

stars.



Come over to my

house.

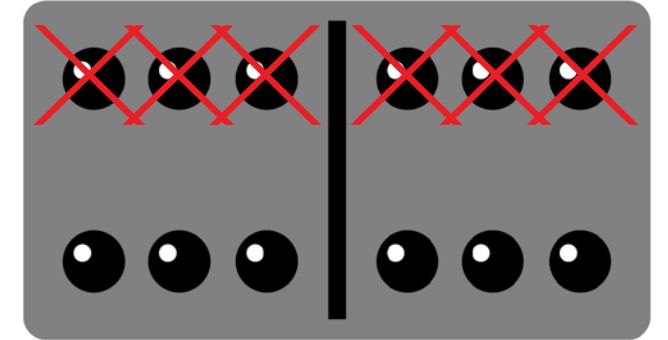


I have brand new

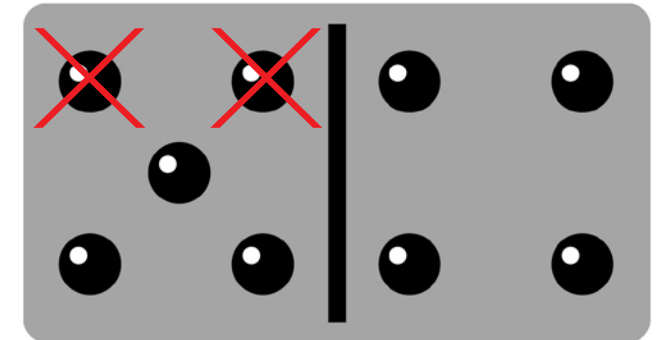
shoes.

Cross out the dots on the dominoes that you are taking away in the equations to help you subtract. Then write your answers on the lines below.

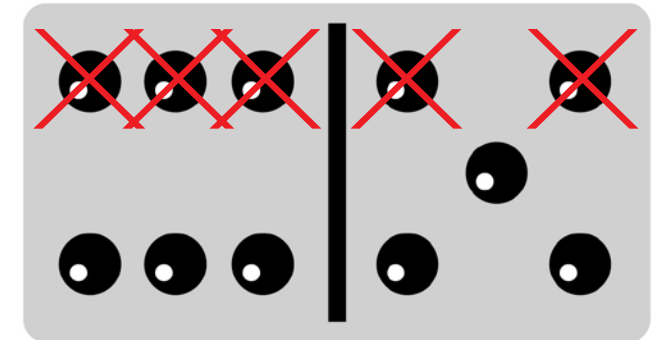
$$12 - 6 = \underline{6}$$



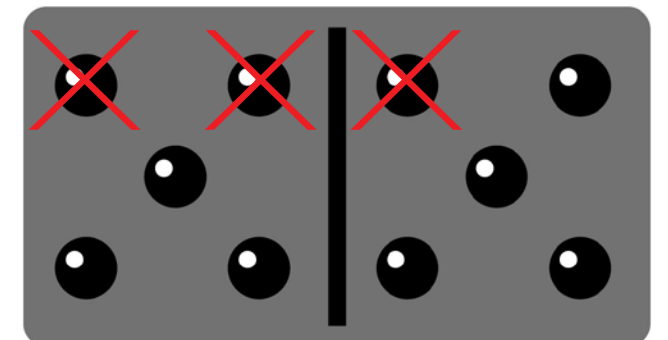
$$9 - 2 = \underline{7}$$



$$11 - 5 = \underline{6}$$



$$10 - 3 = \underline{7}$$



Reading Rhymes

When words rhyme, they sound the same. Say the names of the pictures below. Can you hear how they sound the same?

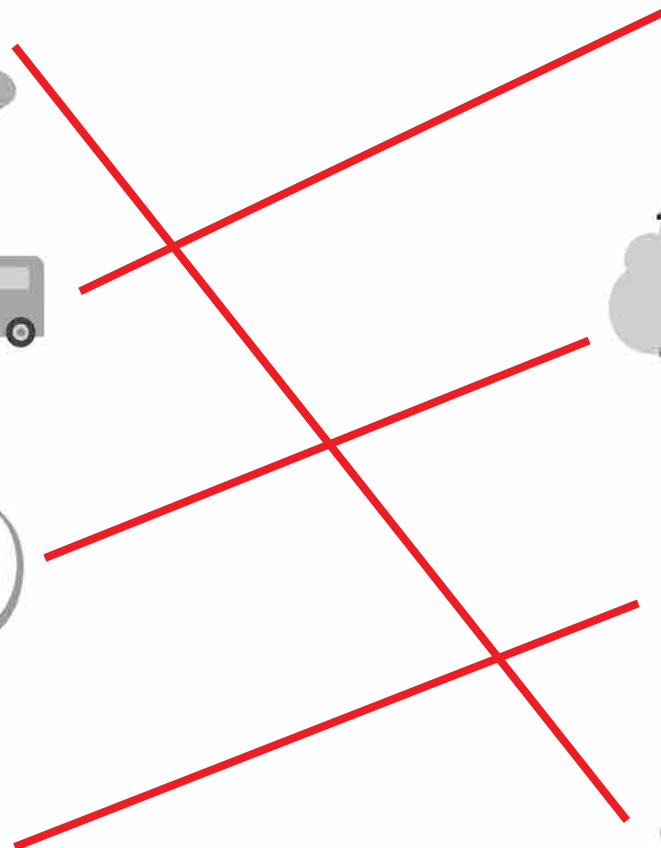


goat



boat

Say the names of the pictures below and draw a line to connect the ones that rhyme.



Comic Strip Writing

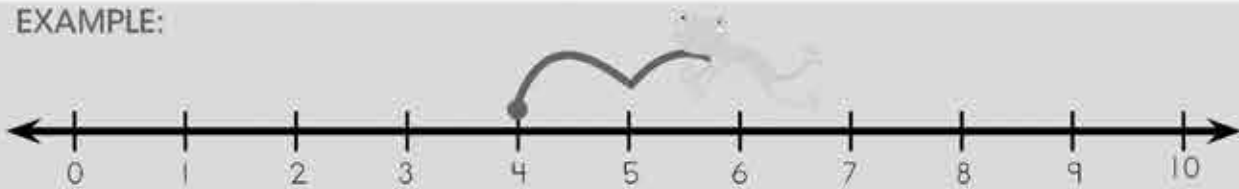
Look at the picture below. What do you think the characters are saying to each other? Fill in the speech bubbles with the words you think the characters are saying.



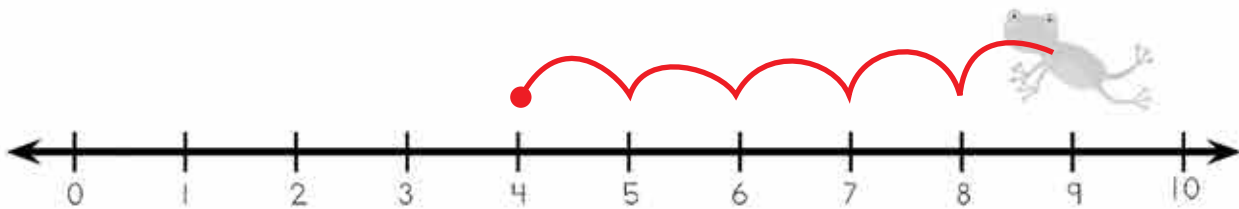
Number Line Subtraction

Subtract using a number line! Look at the frog on the number line in the example. The frog begins on the first number in the equation and then jumps backwards on the number line the same number of spots that you are subtracting. The number the frog lands on is the answer. Write the answers for each equation on the lines below.

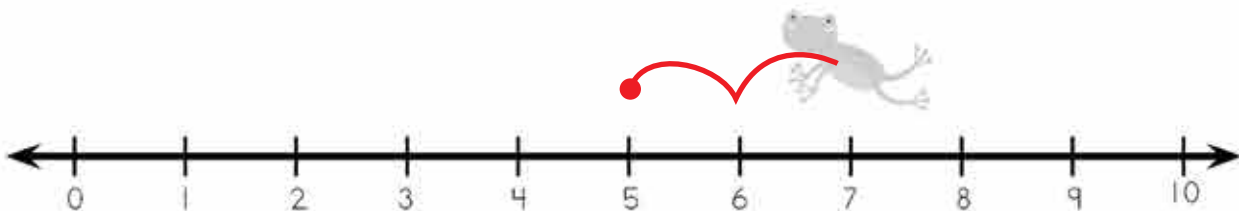
EXAMPLE:



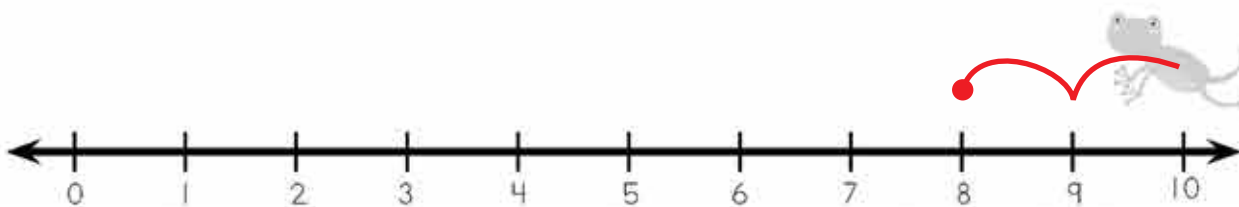
$$6 - 2 = 4$$



$$9 - 5 = 4$$




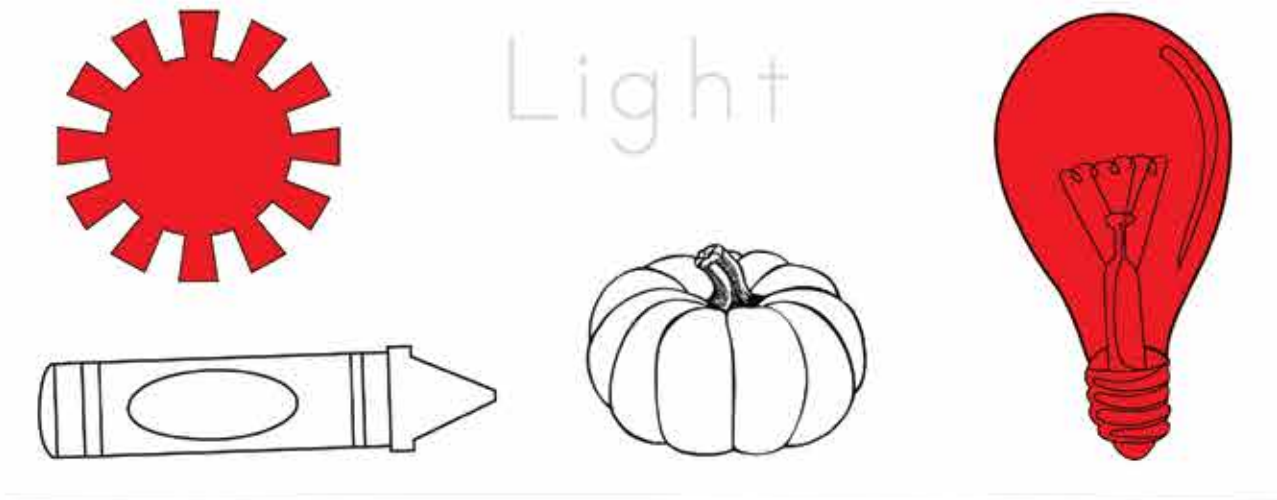

$$7 - 2 = 5$$



$$10 - 2 = 8$$


Energy Sources

Colour the objects that give off heat, light, or sound energy. Put an X through the objects that do not.



Parts of a Story

The book cover is a very important part of a book. It is the first thing the reader sees and gives a hint about what the book is about. Look at the book cover below. What do the title and picture make you think the book is about?



Draw a picture of your own book cover. Make sure you have a title and picture that gives the reader a clue about what your book is about.



Let's Write

When writing a story, it is important to put things in order. A good story has a beginning, middle, and an end. Think about a birthday party. Write what happens first, next, and last on the lines below.

1.

2.

3.

Draw a picture of what happened in your story.



Comparing Numbers

Which one is the bigger number? The number that is bigger is greater than the other number. Look at the numbers below and circle the number that is greater than the other number in each box.

12 or 3 5 or 8 11 or 13

7 or 13 9 or 2 4 or 1

Which is the smaller number? The number that is smaller is less than the other number. Look at the numbers below and circle the number that is less than the other number in each box.


6 or 4 14 or 8 7 or 11

3 or 10 9 or 20 4 or 9



Parts of a Story

Characters are the people or animals in a story. Look at the story picture below and colour the characters in the story.



A Picture In My Mind

Reading is magic! When you read a story, it paints a picture in your mind. Read the sentence below and draw the picture you see in your mind.



I went to the pet store to
pick out a pet!

3-D Shapes

3-D shapes are fat not flat.

A cone is like a party hat.

A sphere is like a bouncy ball.

A prism is like a building tall.

A cylinder is like a can of pop.

A cube is like the dice we drop.

3-D shapes are here and there,

3-D shapes are everywhere!



Colour the 3-D shapes using the key below.

red

orange

blue

purple

yellow



sphere



cube



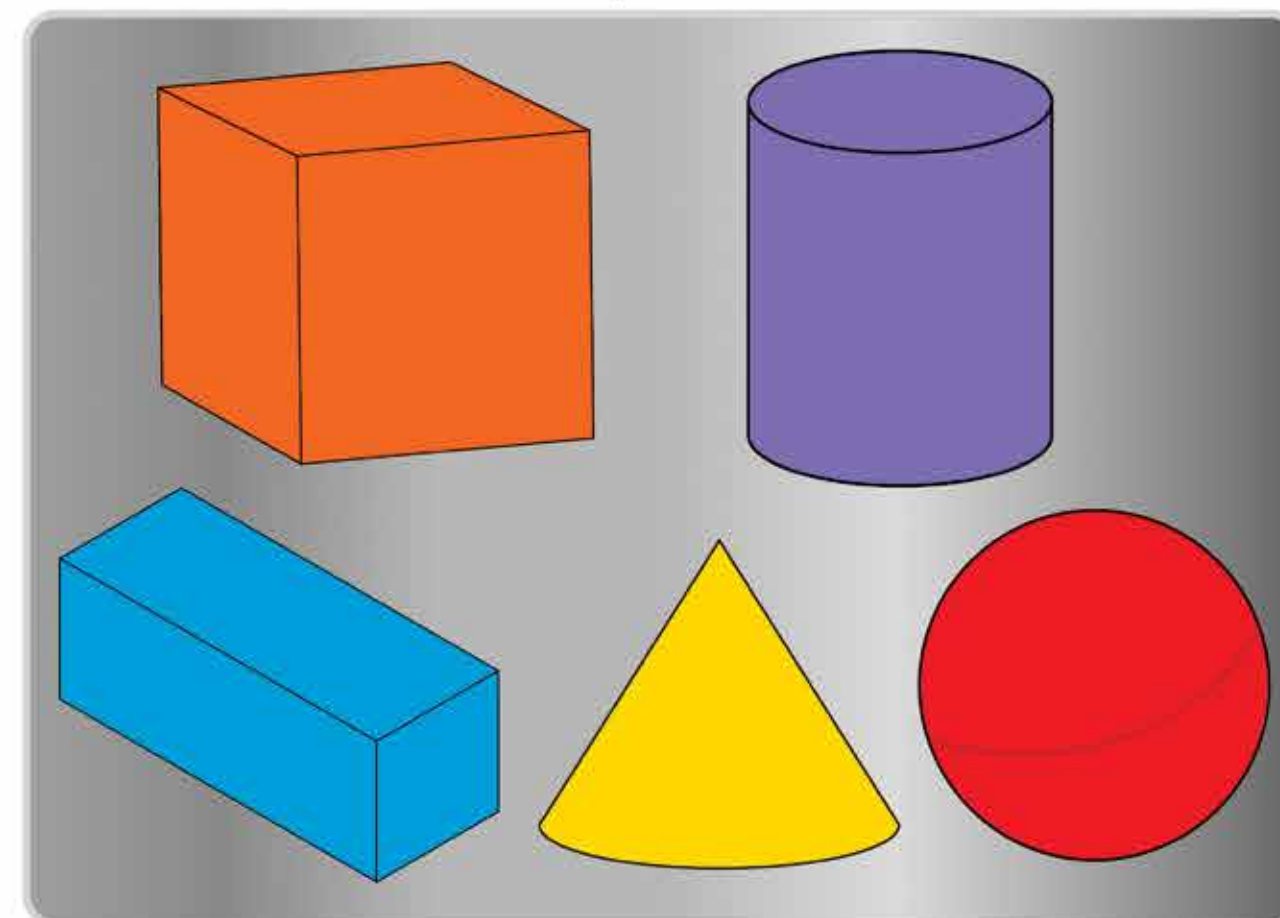
rectangular
prism



cylinder




cone



Where Are We?

The setting of a story is where the story takes place. Look at the pictures below and draw a line from the picture to the name of the setting.



a
zoo

a
school

a
park

Picture Clues

Look at the pictures below and read the sentences. Choose the sentence that best matches the picture clue and rewrite it on the line below.



The girl is eating a snack.

The girl is sad.

The girl is eating a snack.



The man is a firefighter.

The man is playing soccer.

The man is a firefighter.



The dog is brown.

The cat is grey.

The dog is brown.

Telling Time

Clocks can look different.

This is an analog clock.

It has a long hand and a short hand.

It has the numbers 1 to 12 around the outside.

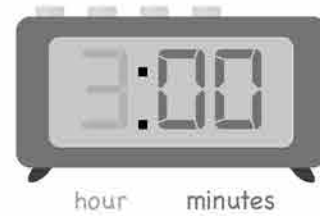
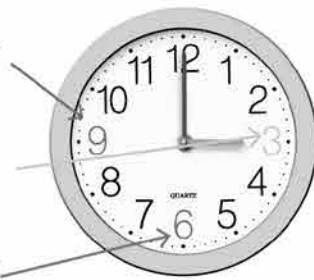
The long hand points to the minute and the short hand points to the hour.

This clock says 3 o'clock.

45 minutes
after the hour
(quarter to)

15 minutes
after the hour
(quarter past)

30 minutes
after the hour
(half past)

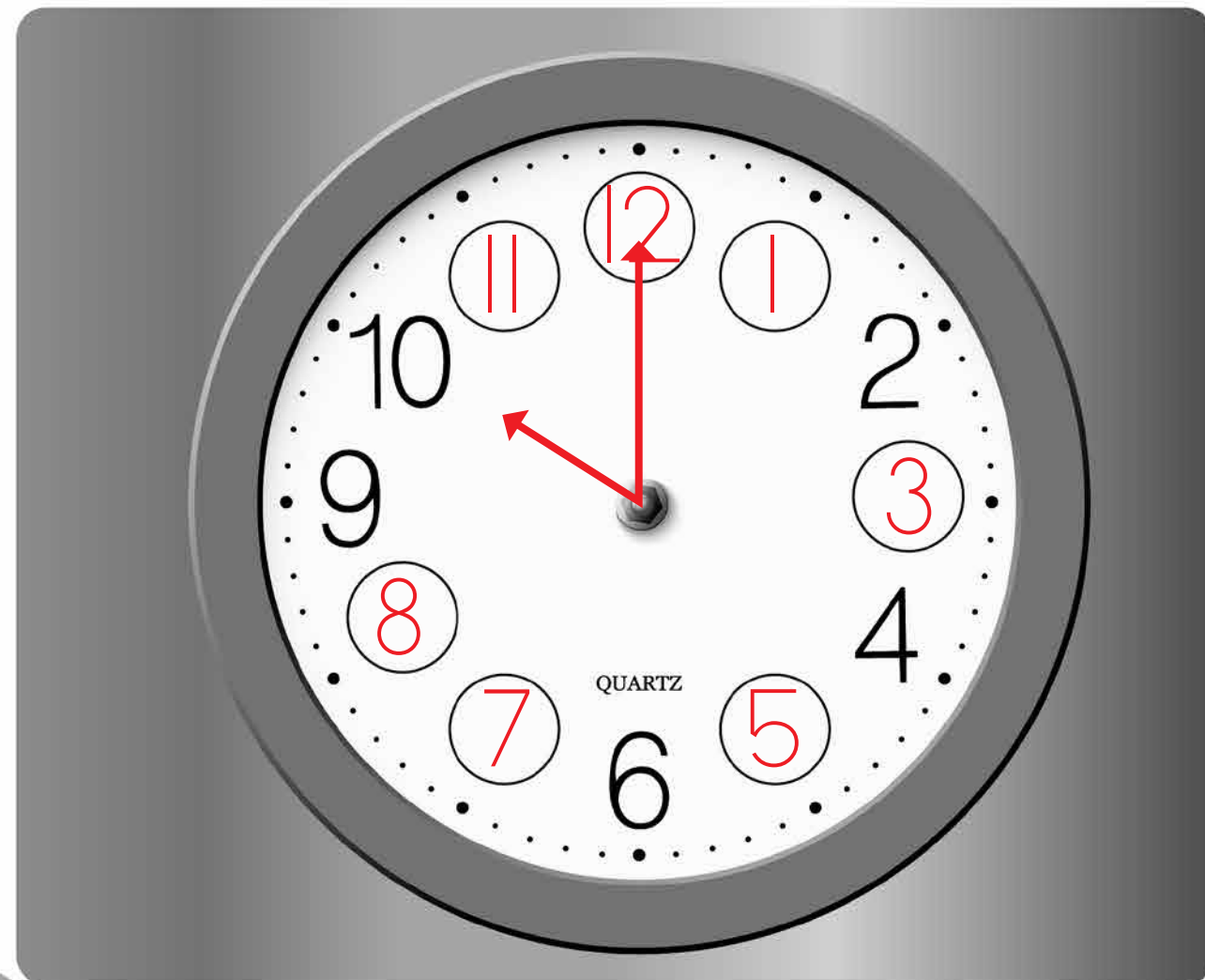


This is a digital clock.

The first number shows the hour and the second two numbers tell how many minutes after the hour it is.

This clock says 3 o'clock.

Fill in the missing numbers and draw the hands on the analog clock so that it says 10 o'clock.



Reading a Map

Look at the map below and follow the directions.

Draw a ○ around the cafe.

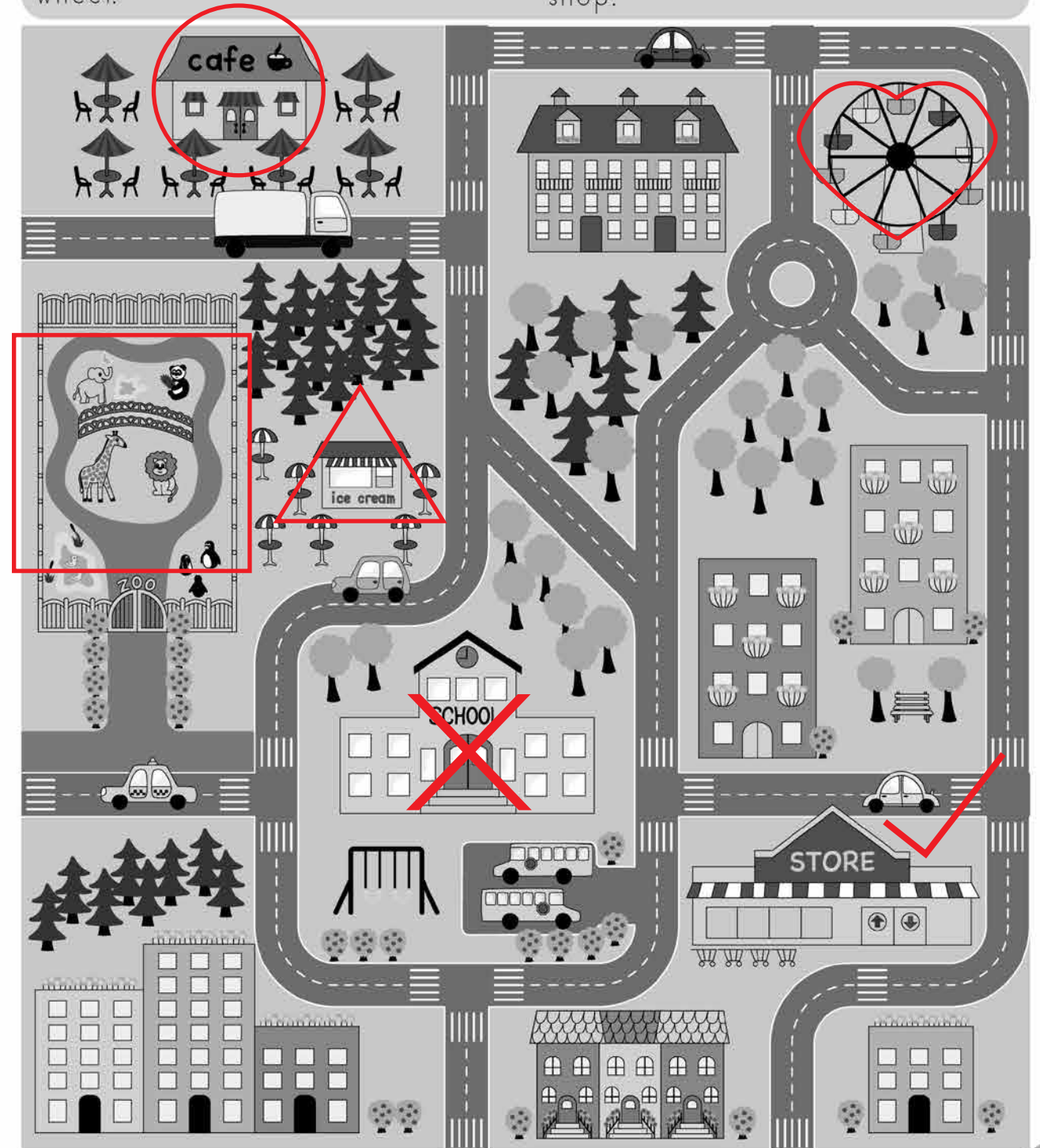
Put an X on the school.

Draw a ♥ around the Ferris wheel.

Draw a □ around the zoo.

Put a ✓ by the store.

Draw a △ around the ice cream shop.



Starting Sentences

Sentence starters give you ideas for what to write about. Read the sentence starters below and finish the sentence with your own thoughts. Then draw a picture in the box to illustrate what you wrote.

My favourite book is...

I really like to...

I don't like it when...




A Picture In My Mind

Reading is magic! When you read a story, it paints a picture in your mind. Read the sentence below and draw the picture you see in your mind.



I went to the library to pick out a new book to read.



What Time Is It?

When the long hand on a clock points to the 12, it is something o'clock. The short hand tells what hour it is. When you read the time, you say the hour first. Draw the hands on the clock to show the right time.



7:00
o'clock



2:00
o'clock



10:00
o'clock



4:00
o'clock



9:00
o'clock



11:00
o'clock



6:00
o'clock



8:00
o'clock



12:00
o'clock

Counting Coins

Read and write the names of the coins below. Then draw a line to match the pictures to the correct words.



dime

loonie

toonie


nickel

quarter

Colour Coding Coins

Colour the coins using the code below. Look back at the last page if you need a hint!

nickel = red quarter = green dime = blue
toonie = orange loonie = yellow



Double Digits


Double digit numbers are made up of tens and ones. The place of each digit tells which one it is. The first digit is the tens and the second digit is the ones. So the number 25 has 2 tens and 5 ones. Match the double digit numbers on the left to the correct tens and ones on the right by drawing a line from one to the other.

22	1 ten and 9 ones
54	3 tens and 9 ones
61	9 tens and 1 one
19	5 tens and 4 ones
39	7 tens and 8 ones
43	6 tens and 1 one
78	4 tens and 3 ones
91	2 tens and 2 ones

Read the sentences below and trace the missing words. Then colour the pictures.




The frog is green.



I love the beach.



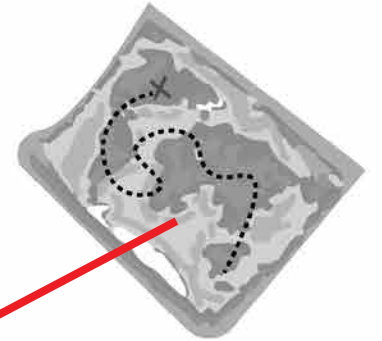
This is a barn.



It is a pretty flower.

Can you help to solve the problem in the stories? Read the sentences below and draw a line to the picture of a solution to that problem.

Megan wants to know the time.




Nate is lost.



Jaxon wants to take a picture.



Ally wants to ride her bike.



Picture Clues

Look at the pictures below and read the sentences. Choose the sentence that best matches the picture clue and rewrite it on the line below.



The girl is eating a snack.

The girl is painting.

The girl is painting.



He is a fireman.

He is playing soccer.

He is playing soccer.



The shell is pink.


The cat is black.

The shell is pink.


What Have You Learned in LEVEL 10?

Count the apples below to add. Write your answers below the equations.

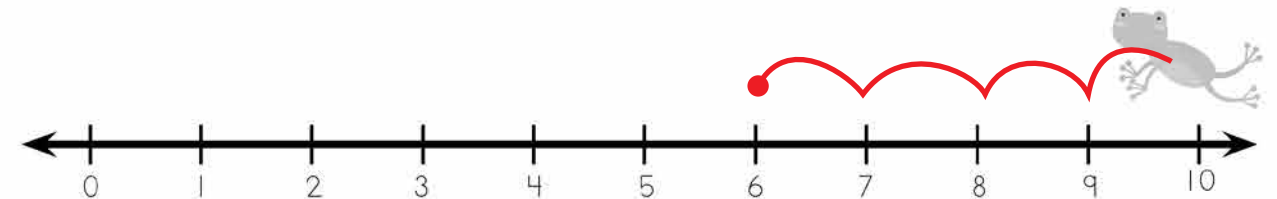
$$\begin{array}{r} 5 \\ + 9 \\ \hline 14 \end{array}$$



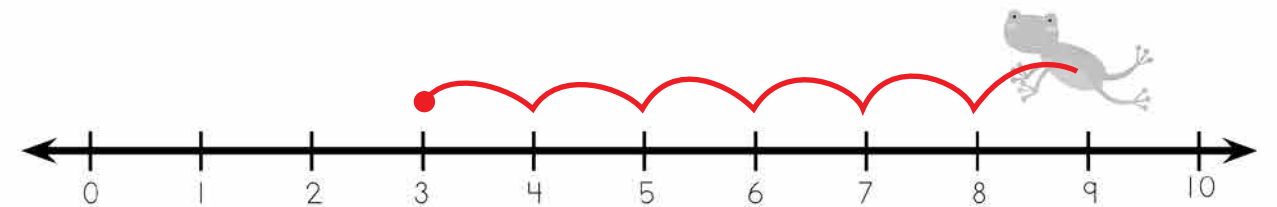
$$\begin{array}{r} 8 \\ + 6 \\ \hline 14 \end{array}$$



Count backwards using the number line to subtract. Write the answers on the lines.



$$10 - 4 = 6$$



$$9 - 6 = 3$$

Rewrite the sentence below to correct the errors. Begin with a capital letter and end with the correct punctuation.

i like this book

I like this book.



CERTIFICATE

of Achievement



.....
has successfully completed
LEVEL 10

Date

Parent's Signature

