

Building solid foundations for scholastic success

# K

# Skill-Building Sticker Book

Kindergarten

READY TO LEARN™

The  
Canadian  
Curriculum  
Series

# The Alphabet

Aa



Bb



Cc




Kids LOVE stickers! Stickers aren't just fun, they are also great educational tools. Manipulating stickers is an excellent way to develop the fine motor skills kids need for prekindergarten and kindergarten! The Ready to Learn™ The Alphabet Sticker Book is an engaging supplement to the Ready to Learn™ Prekindergarten and Kindergarten workbooks and workpads. This book makes learning fun and reinforces the skills necessary for success in writing the alphabet and learning beginning sounds all by using fun and colourful stickers!



Tammy K. Hayes, EdD

Find the missing stickers that go with each letter. Then practise writing each of the letters on the lines below.

Aa



apple




Bb



bear



Find the missing stickers. Draw a circle around the pictures that begin with the letter a. Draw a square around the pictures that begin with the letter b.




bee




ball



acorn



alligator




butterfly



boot


Cc



cat



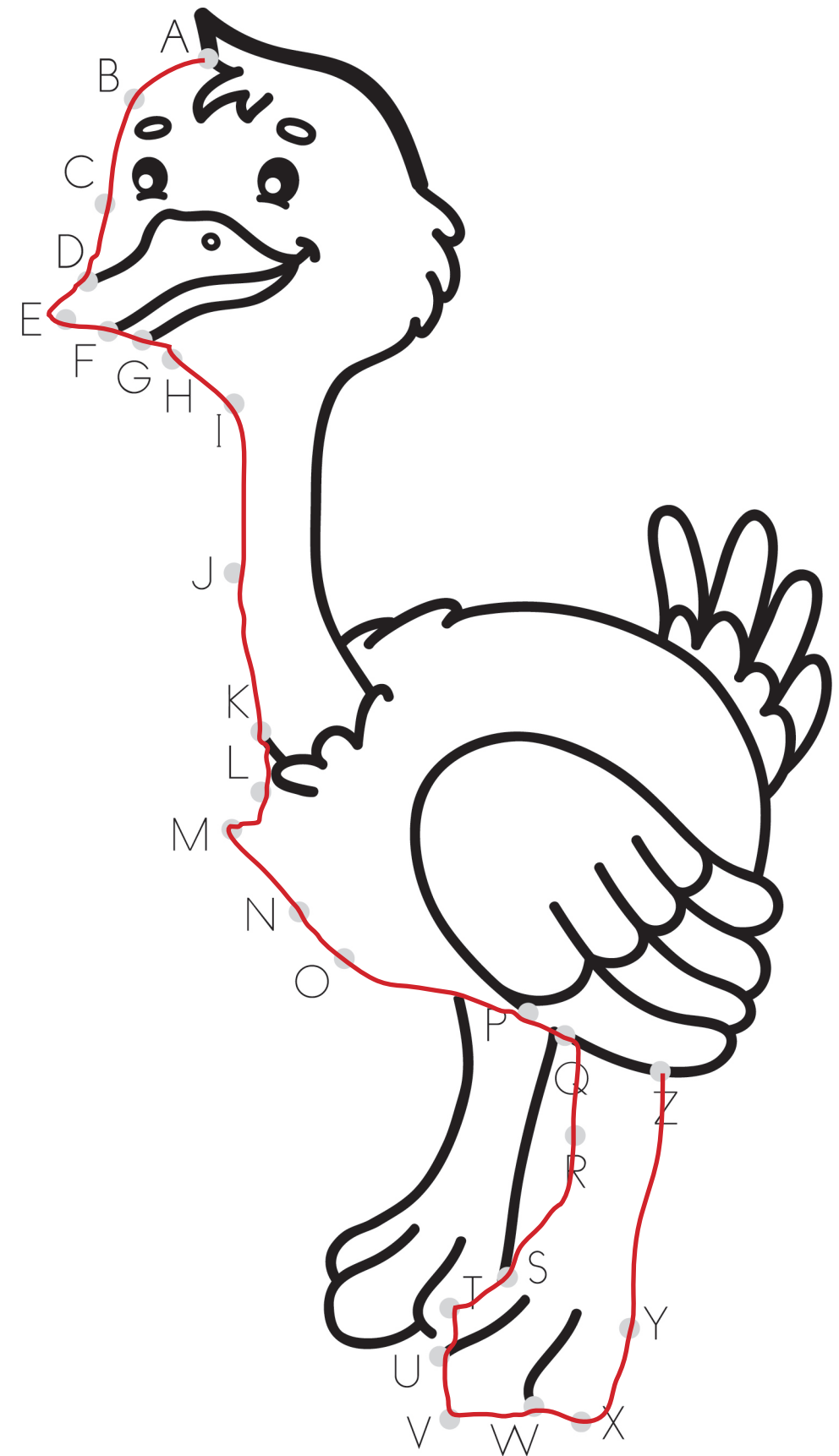
Dd




duck



Connect the dots from A to Z. Then colour the picture.



E e




elephant


E E E E

e e e e e


Find the missing stickers. Draw a triangle around the pictures that begin with the letter e. Draw a heart around the pictures that begin with the letter f.




fox



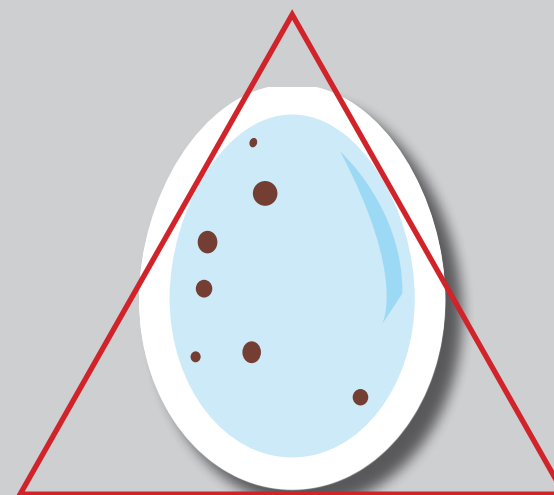
eagle



fish



flower




egg



flies

F f




frog

F F F F

f f f f



Gg



grapes

G G G

g g g g

Hh



hat


H H H H H H H

h h h h h h h


Find the missing stickers. Draw a rectangle around the pictures that begin with the letter g. Draw an oval around the pictures that begin with the letter h.



grasshopper




horse



hippo



giraffe





gorilla

I i




ice cream



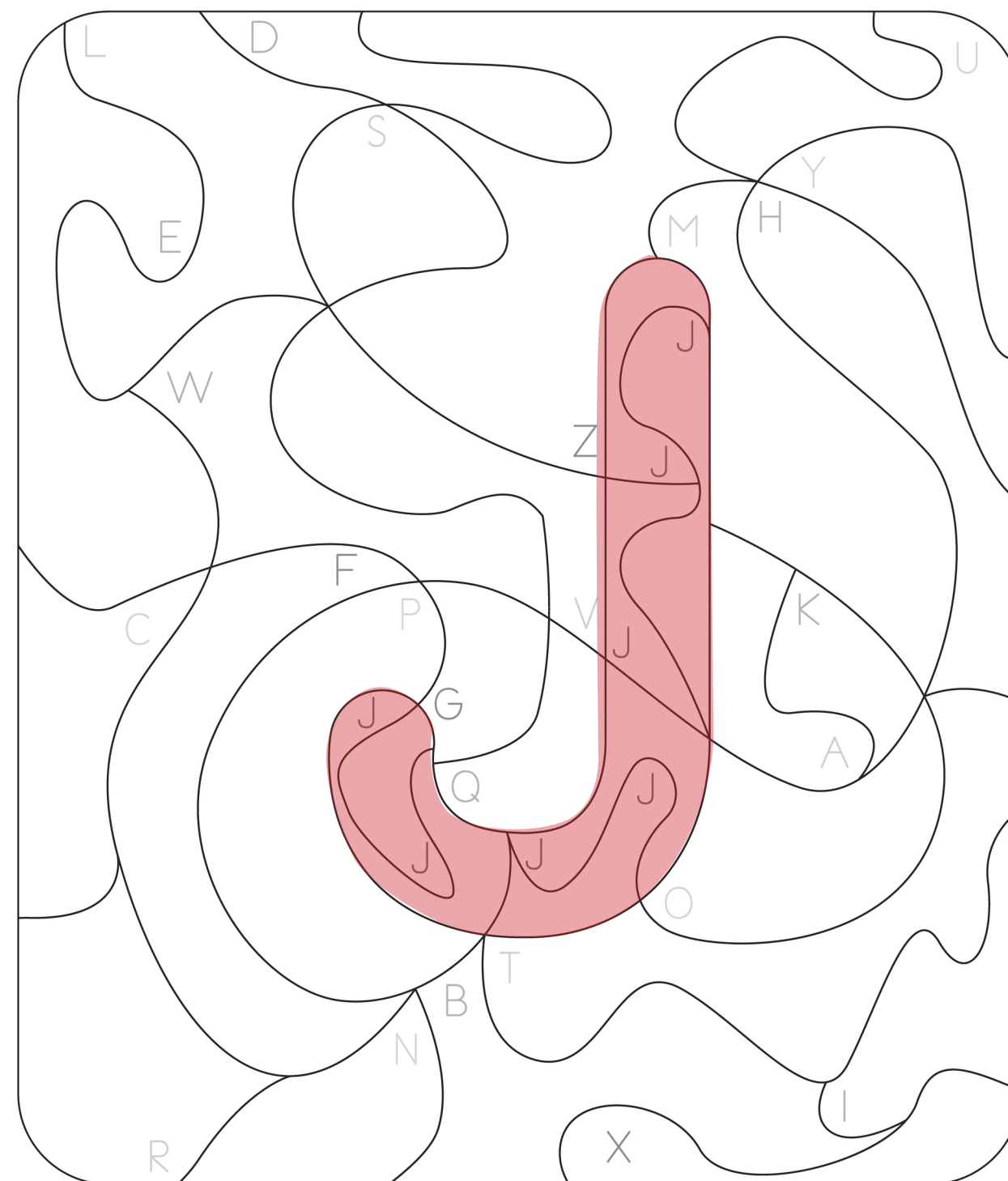
Jj




jacket





Colour all of the red letters to reveal the secret letter. Then write a word that begins with the secret letter below.



Kk




kite



Ll



lion



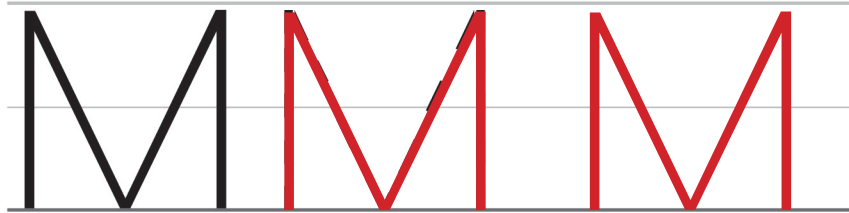
Find the missing letter stickers and place them where they belong.




Mm



milk




Nn



nail



Find the missing stickers. Draw a circle around the pictures that begin with the letter m. Draw a square around the pictures that begin with the letter n.



nwt




necklace




moose



mouse



monkey




octopus



Build new words with the ug word family. Fill in the missing letters to complete the words. Then colour the pictures.

b u g



r u g




m u g



h u g



P p




panda





Q q




quilt

Q Q Q

q q q q q

Rr

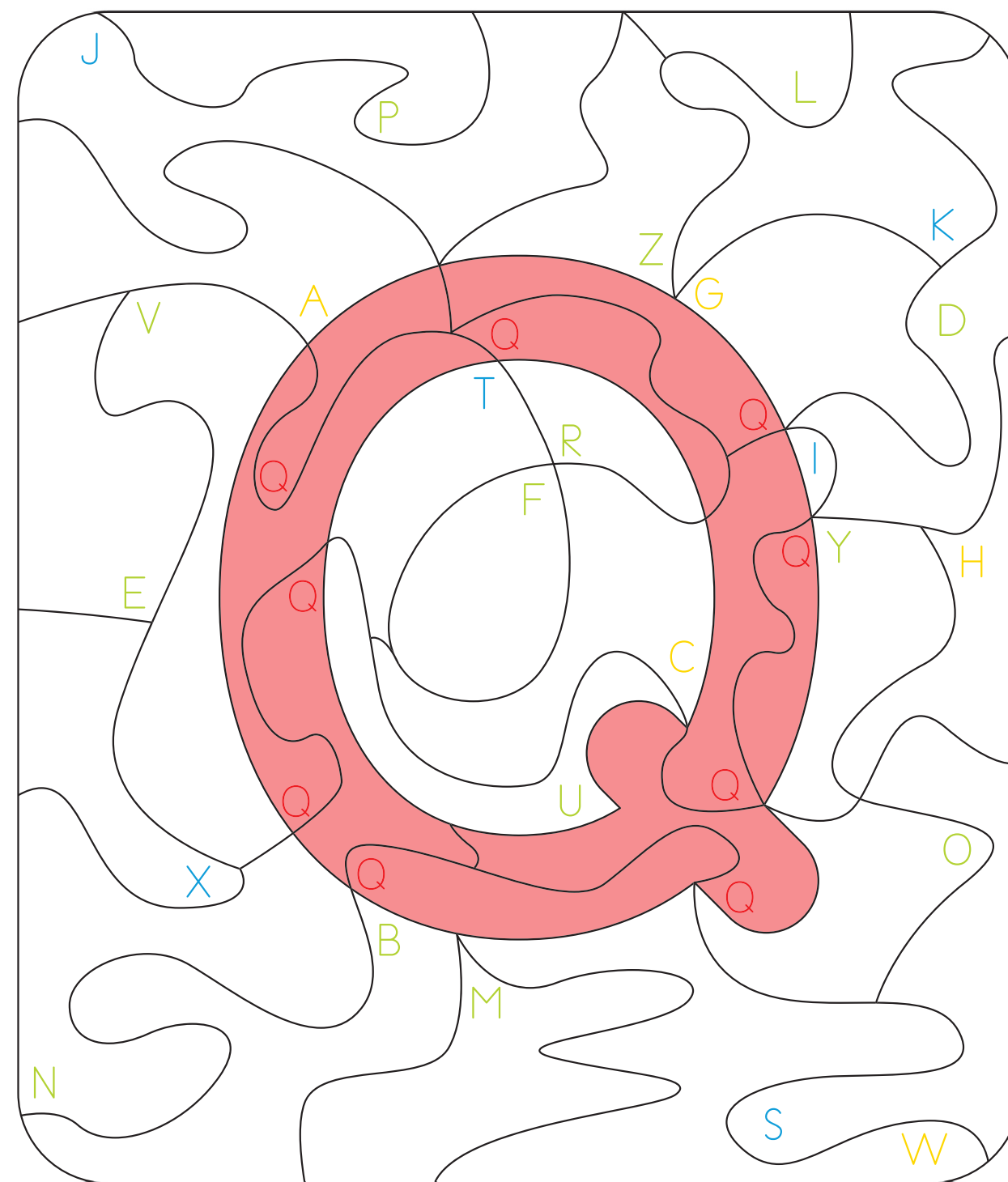


rabbit

R R R R R R

r r r r r r

Colour all of the red letters to reveal the secret letter! Then write a word that begins with the secret letter below.




\_\_\_\_\_

\_\_\_\_\_

\_\_\_\_\_

S s




snail

S S S S S S

S S S S S S

T t

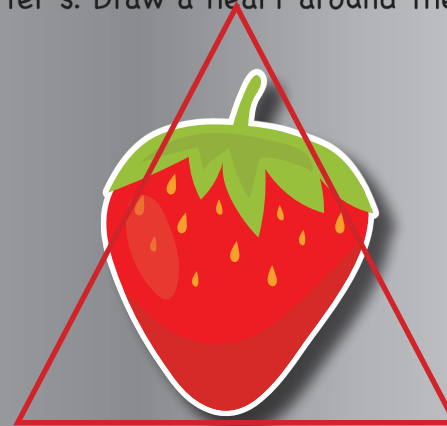


tree

T T T T T

t t t t t t

Find the missing stickers. Draw a triangle around the pictures that begin with the letter s. Draw a heart around the pictures that begin with the letter t.




strawberry



teddy bear




squirrel



starfish




tiger




turtle

U u




unicycle




Build new words with the at word family. Fill in the missing letters to complete the words. Then colour the pictures.


c at



h at



r at




b at




V v



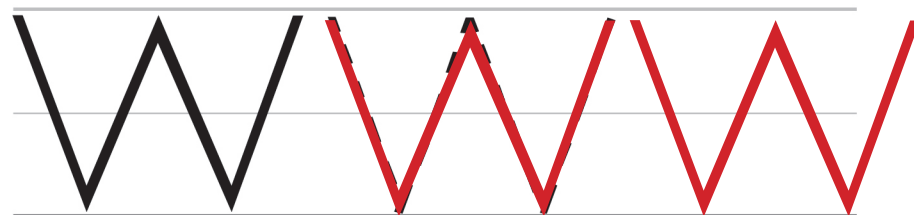
violin




W w



walrus



X x



xylophone



Find the missing letter stickers and place them where they belong. Then draw a line from the capital letters to the correct lowercase letters.



m

r


a

n

c

b

Yy



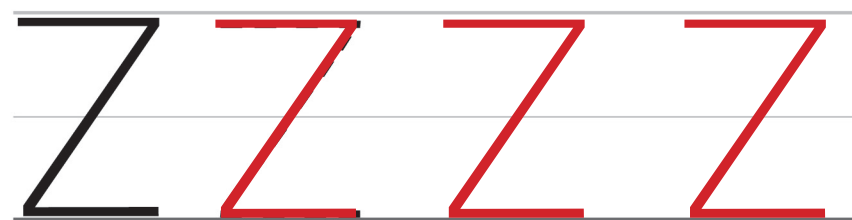
yo-yo



Zz



zebra

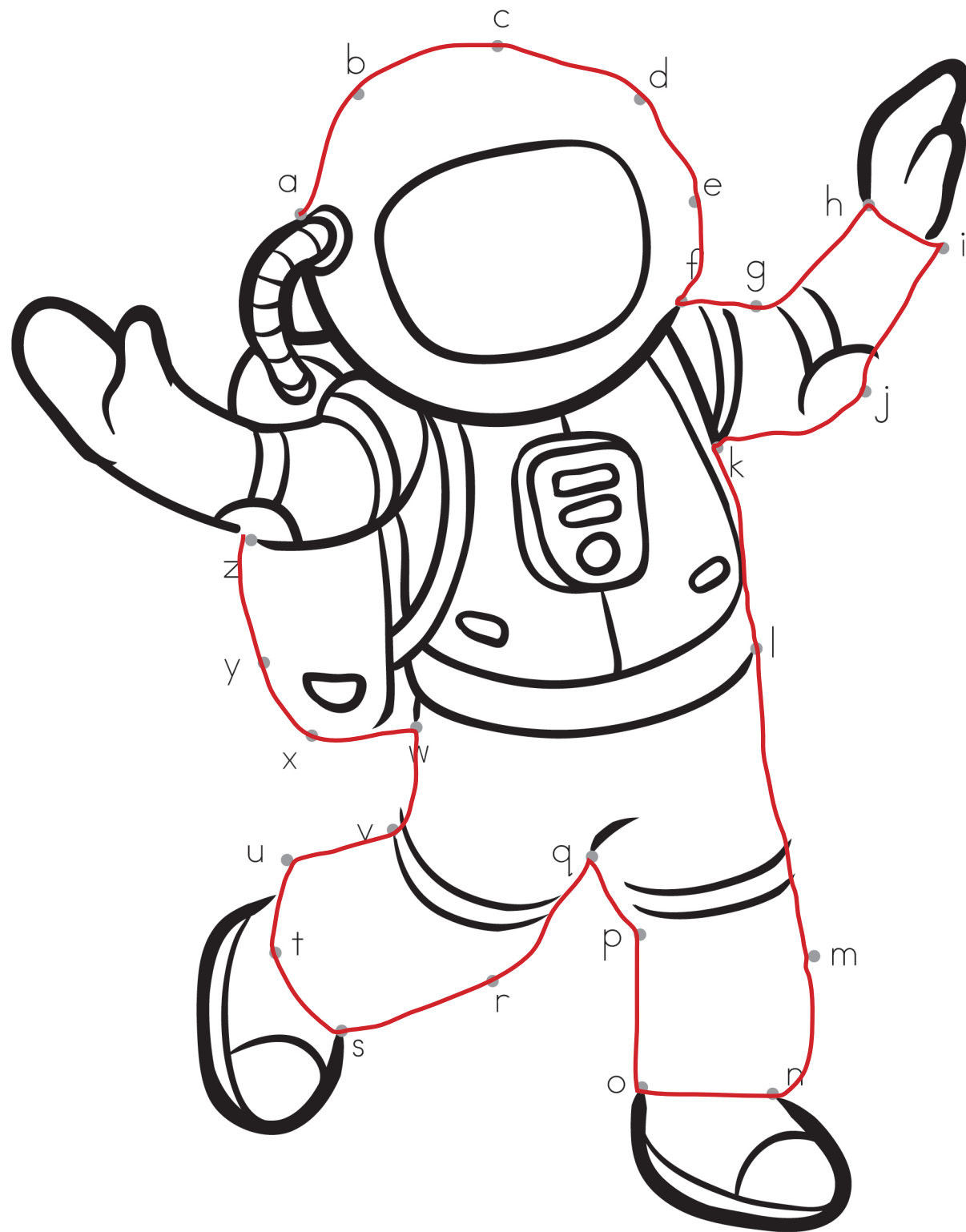


Find the missing letter stickers and place them where they belong.

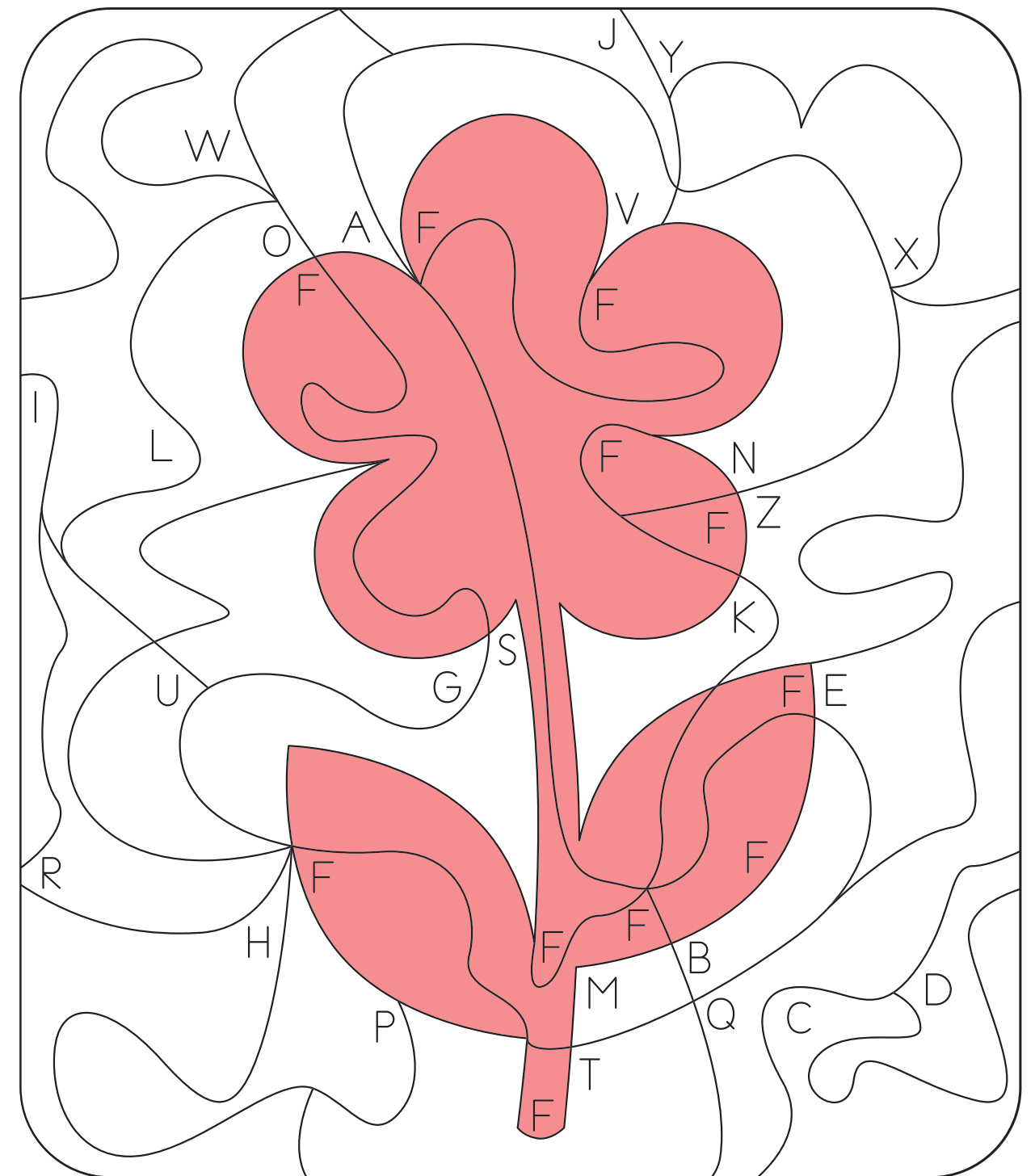




Connect the dots from a to z. Then colour the picture.

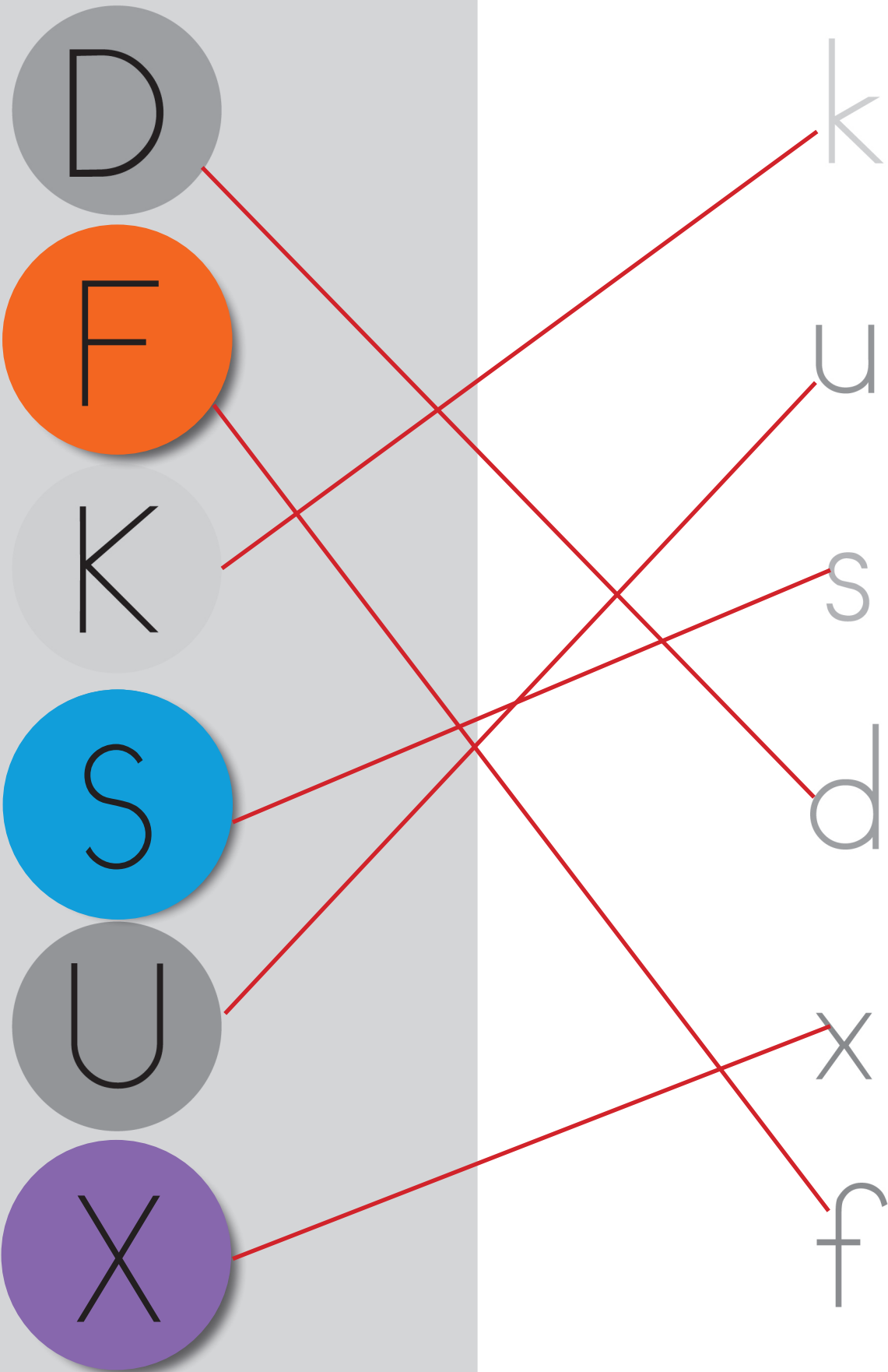


Colour all of the letter Fs to reveal the secret picture. Then write what the secret picture is below.




flower

Find the missing letter stickers and place them where they belong. Then draw a line from the capital letters to the correct lowercase letters.



Trace the words below. Then find the missing stickers and draw a line from the sticker to the correct word.



Trace each of the letters below.

A B C D E

F G H I J K

L M N O P

Q R S T U

V W X Y Z

Write your name below.

\_\_\_\_\_

\_\_\_\_\_

\_\_\_\_\_