


# SPLIT SYSTEM HEAT PUMP

ELITE SERIE

12 000 BTU

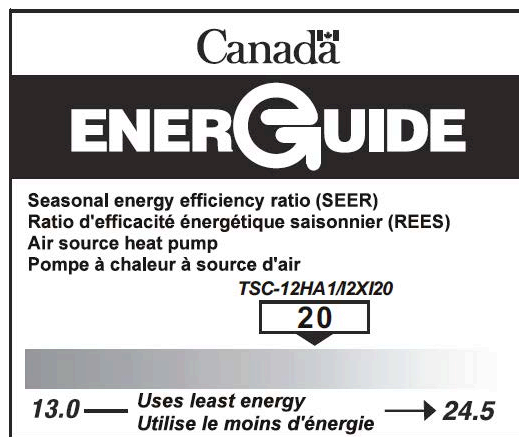


# SPLIT SYSTEM HEAT PUMP 20SEER

## NORTHCOCLIMAT.CA

The Elite Serie from Northcoclimat.ca offers wall-mounted heat pumps with all the most modern features in the industry, in addition to having a modern and sophisticated appearance. Our new Elite Serie comes with a solid warranty and unparalleled reliability. This new series is built with components that have proven their durability after more than 20 years of research and development. We are proud to present this device to you for 2022.

### PERFORMANCE



### WARRANTY

Northcoclimat.ca offers a 10-year limited warranty on all components of these Elite Serie appliances. Our warranty policy is based on a massive inventory

allowing us to exchange defective units or parts for new units or parts very quickly.



### ENERGY GUIDE (INTERIEUR)

NORTHCO CLIMAT.CA	
20 SEER Mini Split Air Conditioner (TSC-12HA1/2X120 Indoor Unit)	
SEER	20.0
Cooling Capacity	12000BTU/h
Heating Capacity	12000BTU/h
Rated Voltage	115V~
Rated Frequency	60Hz
Phase	1
Cooling Current Input	14.0A
Heating Current Input	15.2A
HP.PSIG	550
LP.PSIG	340
Refrigerant	R410A/35.34oz
Evaporator Fan Motor	0.6A
Date of Manufacture	X

CONFORMS TO  
UL STD 1995  
CERTIFIED TO  
CSA STD C22.2  
NO 236

**Intertek**  
3119233

FCC ID:2ANDL-TYWE1S  
WARNING: RISK OF ELECTRIC SHOCK. CAN CAUSE INJURY OR DEATH.  
DISCONNECT ALL REMOTE ELECTRIC POWER SUPPLIES BEFORE SERVICING  
AVERTISSEMENT: RISQUE DE CHOCS ÉLECTRIQUES. PEUT CAUSER DES BLESSURES ET MÊME ENTRAÎNER LA MORT.  
COUPER LES SOURCES D'ALIMENTATION À DISTANCE AVANT LE DÉPANNAGE.

USE COPPER SUPPLY WIRES.  
UTILISER DES FILS D'ALIMENTATION EN CUIVRE.

CAUTION: MOUNT WITH THE LOWEST MOVING PARTS AT LEAST 2.4 m (8 FT) ABOVE FLOOR OR GRADE LEVEL.  
ATTENTION: S'ASSURER QUE LES PIÈCES MOBILES SONT À AU MOINS 2,4 m (8 pi) DU PLANCHER

**Made in China**

### ENERGY GUIDE (EXTERIOR)

NORTHCO CLIMAT.CA	
20 SEER Mini Split Air Conditioner (TSC-12HA1/2X120 Outdoor Unit)	
Water of Proof	IPX4
Rated Voltage	115V~
Rated Frequency	60Hz
Phase	1
Cooling Current Input	14.0A
Heating Current Input	15.2A
HP.PSIG	550
LP.PSIG	340
Refrigerant	R410A/35.34oz
Compressor	RLA 14.2 ALRA -
Condenser Fan Motor	0.6A
Evaporator Fan Motor	0.6A
Minimum Circuit Ampacity	19A
Maximum Over Current Protection	30A
Date of Manufacture	X

OUTDOOR USE UTILISATION À L'EXTÉRIEUR

CONFORMS TO  
UL STD 1995  
CERTIFIED TO  
CSA STD C22.2  
NO 236

**Intertek**  
3119233

WARNING: RISK OF ELECTRIC SHOCK. CAN CAUSE INJURY OR DEATH.  
DISCONNECT ALL REMOTE ELECTRIC POWER SUPPLIES BEFORE SERVICING  
AVERTISSEMENT: RISQUE DE CHOCS ÉLECTRIQUES. PEUT CAUSER DES BLESSURES ET MÊME ENTRAÎNER LA MORT.  
COUPER LES SOURCES D'ALIMENTATION À DISTANCE AVANT LE DÉPANNAGE.

USE COPPER SUPPLY WIRES.  
UTILISER DES FILS D'ALIMENTATION EN CUIVRE.

**Made in China**

# PRODUCT SPECIFICATIONS : Wall Mounted Split System Heat Pump 12 000BTU

## NORTHCOCLIMAT.CA

20 SEER Technical Specifications (AX series)			
<b>Model</b>			<b>TSC-12HA1/I2XI20</b>
<b>Factory Model</b>			800X+728C
Type			cooling&heating
Control type			remote
Power supply			115V~/60Hz/1P
Rated Cooling (95F/35C)	Rated cooling capacity	Btu/h	12000
	EER	Btu/W.h	10.5
	SEER	Btu/W.h	20.0
Rated Heating (47F/8.3C)	Rated Heating capacity	Btu/h	12000
	HSPF Rating (Region IV)	Btu/W.h	10.0
	COP	W/W	3.0
	COP (5°F/-15°C)	W/W	1.95
Input Consumption	Cooling	W	1140
	Heating	W	1170
Rated Current	Cooling	A	10.1
	Heating	A	10.4
MXimum Operation Pressure		PSIG	650
MXimum Fuse Size		A	30
Moisture removal		Liters/h	1.6
Indoor noise level at cooling	Turbo/High/Med./Low/Mute		40/37/34
Outdoor noise level		dB(A)	52
Connecting Pipe	Gas	inches	3/8"
	Liquid	inches	1/4"
Connecting Wiring	Size x Core number		4×16AWG
Suitable area		m <sup>2</sup>	17-25
Net dimensions (W x D x H)	Indoor	mm	811x292x205
		inch	31.92x11.49x8.07
	Outdoor	mm	728x305x550
		inch	28.66x12.01x21.65
Net weight	Indoor	kg/lbs	9/19.8
	Outdoor	kg/lbs	29.5/65
Indoor Packing dimensions (W x D x H)		mm	885x366x278
		inch	34.84x14.40x10.94
Outdoor Packing dimensions (W x D x H) (without pipe)		mm	840x340x605
		inch	33.07x13.39x23.82



# PRODUCT SPECIFICATIONS : Wall Mounted Split System Heat Pump 12 000BTU

## NORTHCOCLIMAT.CA

Outdoor Packing dimensions (W x D x H) (with pipe)		mm	852x358x610
		inch	33.54x14.09x24.02
Gross weight (without pipe)	Indoor	kg/lbs	11/24.2
	Outdoor	kg/lbs	32.5/71.6
*** Indoor Unit ***			
Indoor Motor	Motor Brand		Weilling/Broad-Ocean
	Motor Model(Factory Code)		AC
Indoor air circulation/Hi		m³/h	650
		CFM	380
*** Outdoor Unit ***			
Compressor Brand			GMCC
Outdoor Motor	Motor Brand		Weilling/Broad-Ocean/SHIBURA
	Motor Model		DC
Outdoor air circulation/Hi		m³/h	2290
		CFM	1350
Factory Refrigerant charge(7.5m pipe)		g/oz	1002g / 35.34ozs
Factory Precharge Line		(m/ft)	7.5 / 25
MXimum Line Length		(m/ft)	15 / 50
MXimum Height Difference Between Indoor and Outdoor		(m/ft)	10 / 33
Additional refrigerant charge		(g/m, oz/ft)	20 / 0.22
Operation temperature		°C	16~31
Ambinet temperature	Indoor(cooling/ heating)	°C	>=17/<=30
	Outdoor(cooling/heating)	°C	-15~50/-25~30
Ambinet temperature	Indoor(cooling/ heating)	F	62.6~89.6/32~86
	Outdoor(cooling/heating)	F	5~122/-13~86

## WIFI FONCTIONALITY:

Models from the Elite Series are equipped with WIFI functionality allowing, thanks to a free application, to control the unit remotely, when it is connected to a WIFI network. A detailed user manual is available on our website at:

<https://northcoclimat.ca/nos-produits>




[www.northcoclimat.ca](http://www.northcoclimat.ca)



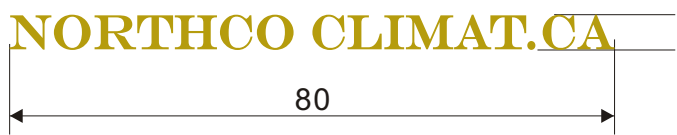
INCLUDED IN ALL OUR SHIPPED BOXES: **Wall Mounted Split System Heat Pump 12 000BTU ÉLITE SERIE**  
**NORTHCOCLIMAT.CA**



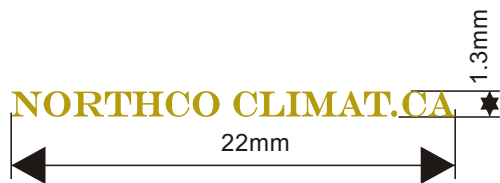
Exterieur Unit



Interieur Unit



Remote controle



Isulated Copper Tubbing

Longeur : 5 M(16.4 ft.)



Eletric cable

Longeur: 5 M (16.4 ft.)



Drainning Pipe

Longeur: 3 M (10 ft.)