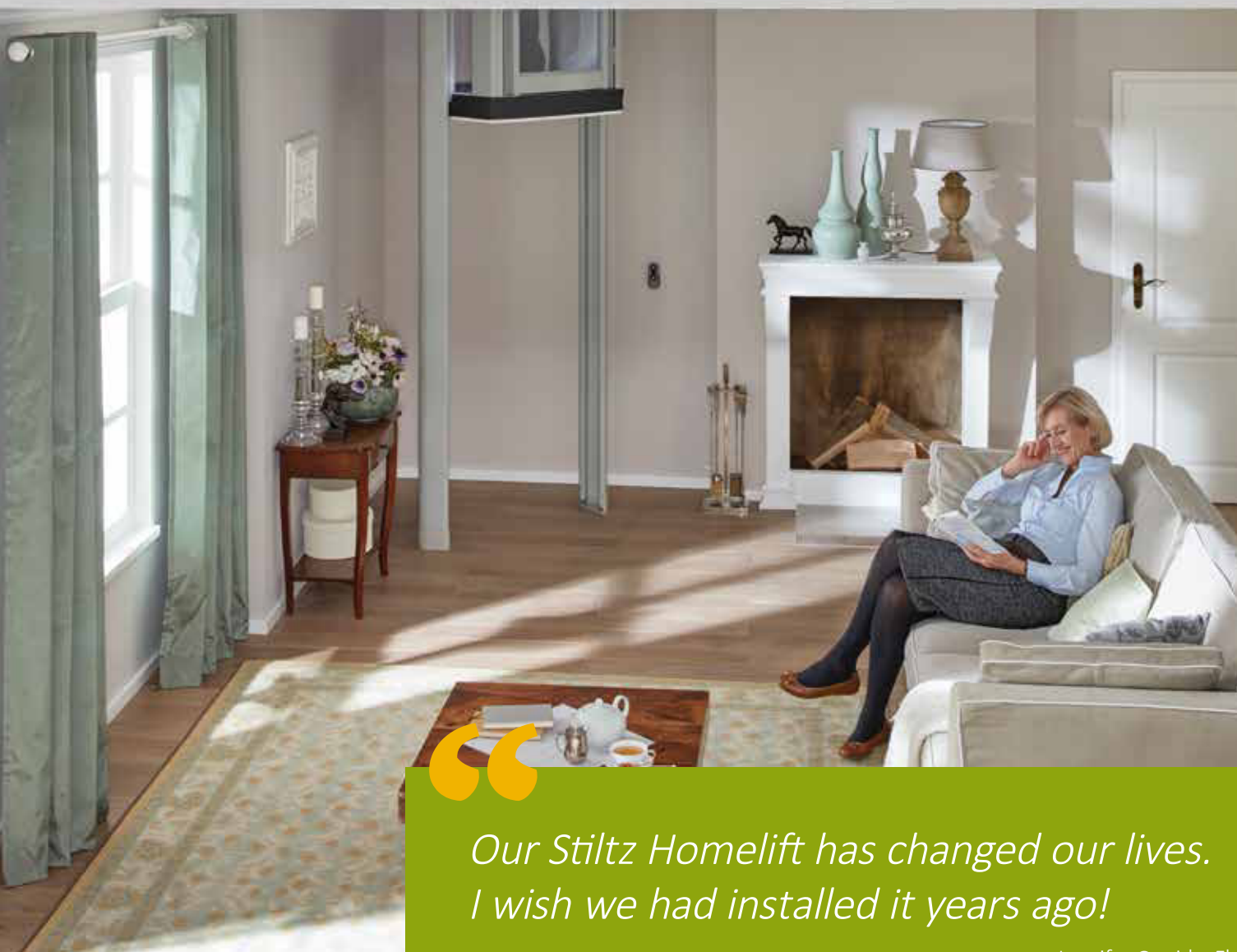




Step inside a **Stiltz Homelift**

Why renovate or move when there's no need to?



“

*Our Stiltz Homelift has changed our lives.
I wish we had installed it years ago!*

—Jennifer Oneida, Florida

With a Stiltz home elevator, you will enjoy every inch of your home — downstairs *and* upstairs!

Why renovate or move when there's no need? A Stiltz Homelift is the safest, most convenient, most versatile way of getting between floors when stairs have become a challenge.

Look at our unique railing system, and you can tell right away why we're called "Stiltz"! The lift car travels on our unique space-saving rail system, which requires no load-bearing walls.

What's so special about a Stiltz Homelift?

► **It's safe.**

A battery backup lowers the lift in a power outage. Sensors stop the lift if something is in the way. And a phone is available in case of emergency.

► **It's versatile.**

With different models and sizes, our elevators fit up to three people – or even a wheelchair.

► **It fits just about anywhere.**

Install your lift through the floor, in a stairwell, or up to a landing. No supporting walls required.

► **It's quiet.**

Our electric drive system makes little sound. No noisy hydraulics or vacuum systems are involved.

► **It's an extra pair of hands.**

Comfortably and confidently move laundry, suitcases, vacuum cleaners – even the family pet.



Stiltz empowers people of any age and any ability to stay in the home that they love.



DuoAlta

The Compact and Versatile Homelift

The Stiltz Duo Alta home elevator is designed to make it easier for you to move around the house. Are the stairs a bit much these days? Or are you planning ahead by future-proofing? Either way, you'll find that the Duo Alta fits discreetly into any home.

The Duo Alta can be installed almost anywhere. It's so versatile, it can be placed in the corner of a room, tucked in a closet, or run straight up a stairwell void. Alternatively, it can take pride of place in the center of a room or entrance hallway.

Don't worry about operating costs. Stiltz Homelifts use minimal electricity and can be run off a dedicated 220v electrical outlet, just like any major appliance.


Installation is quick and easy. Once modification construction is complete, your lift can be installed in as little as a day. Your Authorized Stiltz Dealer will then guide you step-by-step through using your lift. Of course, any further help or assistance you may need is always just a phone call away.





The Spacious Luxury Homelift

The Stiltz Trio Alta is a larger home elevator designed to comfortably carry a full-sized wheelchair. The clear walls helps it blend into your home, and the unique shape means the rails are discreetly recessed behind the slightly wider entrance/exit.





The Stiltz Trio Alta provides more space and luxury. For those who need a larger lift for their home, style and practicality have been perfectly balanced with the Stiltz Trio Alta.

The Trio Alta focuses on size and weight capacity. The Trio Alta can comfortably accommodate 550 pounds (250kg)* — enough for up to three people, or a person and a full-sized wheelchair. The gently angled ramp and wider doorway make access simple.

Enjoy the same great features. Just like the Duo Alta, the Trio Alta Homelift will install quickly without any need for load-bearing walls. It travels quietly, and uses minimal power when moving between floors.

Local code requirements may limit this to 500 pounds (227kg).



My lift has made such a difference! I can stay in my home with no worries about having to move as my disabilities increase. The product is very good and the service is second to none. I would recommend Stiltz to anybody.

Mrs. Topley via Trustpilot





Extended-travel Trio Alta Homelift

In addition to the standard travel length offered by both Duo Alta and Trio Alta, the Stiltz Trio Alta Homelift is now available with extended travel, allowing it to be fitted in homes with very high ceilings or conversions. It's also ideal for homeowners looking for a 3-stop homelift.



Why Choose a Stiltz Homelift?



The “invisible” elevator

Move your lift to another floor, and with only two slim rails remaining, you’ll hardly even notice it’s there.



Small footprints

Both Duo and Trio models have compact footprints – but the Trio Alta will still accommodate a full-sized wheelchair.



Elegant interior lighting

Subtle and attractive internal lighting means you can travel in comfort and confidence any time of the day or night.



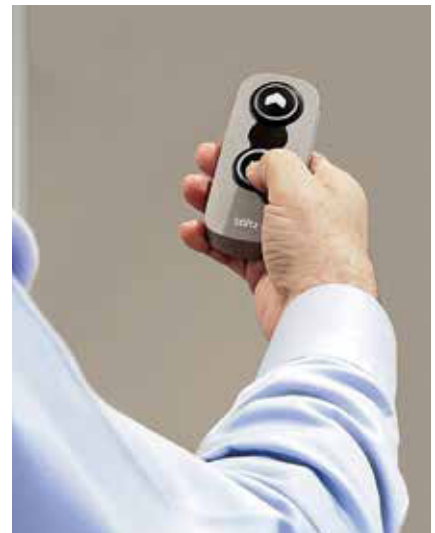
Packed with safety features

Multiple sensors in every Stiltz Homelift ensure that everyone remains safe — both inside and outside the lift.



In-car control panel

The control panel is easy to use, with hold-to-run controls and a key to lock it (useful if there are children in the house.)



Handy remote control

Your Stiltz Homelift comes with two simple remote controls, one for each floor. Additional remotes can be purchased.



Duo Classic

Our Entry-Level, Robust Homelift

The Duo Classic is the original Stiltz Homelift. The Duo Classic is our entry-level product, it has solid sides and like the rest of the Classic range it is available in a clean, white finish. Dependable, affordable and with all the same great features as our more highly-styled products.

Duo Vista

The Stiltz Duo Vista includes all the same features as the Classic model but it is fitted with a clear body to give it a contemporary look.

The Duo Vista is designed to subtly blend into a room's décor and furnishings and looks great in any home. It allows natural light to flow in, which is ideal if the homelift is placed in front of or close to a window.

DuoThru

The Stiltz Duo ThruCar allows users to enter and exit from both sides of the car. This is made possible by our unique dual rail technology.

There is no other domestic lift on the market that is capable of having a double entry or ThruCar configuration. It offers all the same features as the Duo Classic.



Stiltz Homelift Features & Benefits



Small Footprint

The Duo Alta footprint is a remarkably small 8.5 square feet. The larger Trio Alta footprint can accommodate a full-sized wheelchair and has a footprint of 15.5 square feet.



Full Safety Features

Stiltz Homelifts are far safer than stairlifts. The lift will not operate when the door is open. Proximity sensors stop the lift if there is something in the path of travel. A battery backup lowers the lift in the event of a power outage. The floor lid is safe to stand on. And a key lock will prevent unauthorized use.



Quiet Operation

Stiltz Homelifts are powered by a self-contained, electric drive motor — which is completely hidden away in the lift car roofspace. There are no noisy oil hydraulics or vacuum systems.



Fast Installation

Standard installation can take as little as one day, once the ceiling aperture (if needed) has been created by a qualified contractor.



Low Power Consumption

A Stiltz Homelift plugs into a standard dedicated 220v electrical outlet, just like any other major appliance. When running, it uses very little power.



No Supporting Walls Required

Our self-supporting structure of two parallel, vertical rails — our “stilts” — bear the entire load of the elevator. No additional burden is placed on the structure of your home.



Self-Contained Drive System

Our unique, self-contained drive system is cleverly concealed in a single space within the roof area of the lift car. There’s no need for a machine room or separate oil pump.



Wide Entry

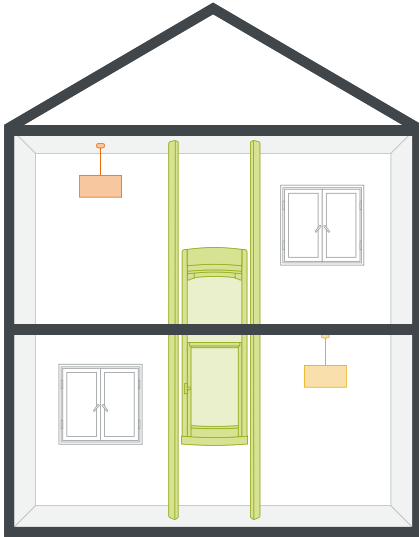
Wheelchair users will find the wide entry and exit points of the Trio Alta particularly helpful when maneuvering their chair in confined spaces.



Easy Access

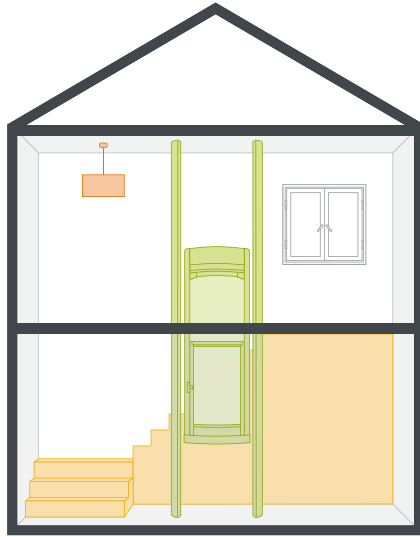
For safety and comfort, the Trio Alta comes with a gently-angled ramp to enable more convenient entry for wheelchair users.

Many Homelift Location Possibilities



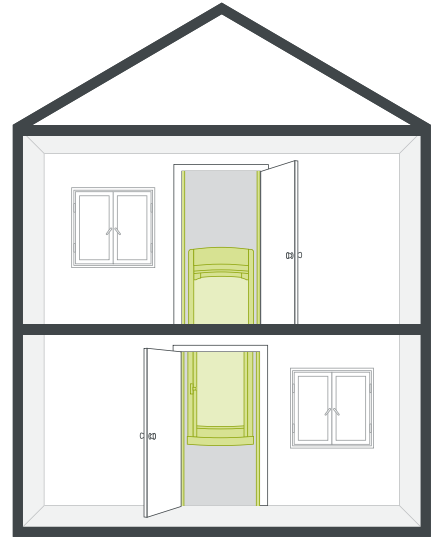
Standard

This is the most common location. The elevator travels through a floor opening from a downstairs room, arriving upstairs (typically in a bedroom).



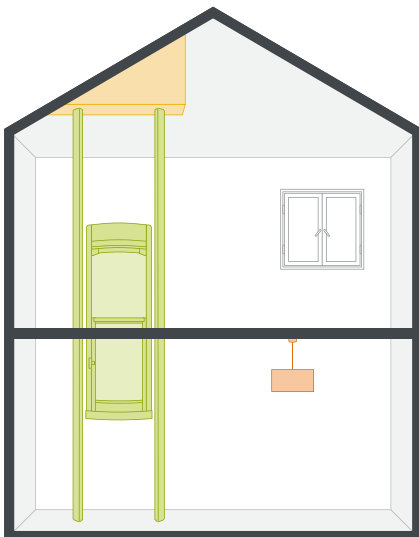
Stairwell Void or Landing

If there is enough room in the turn of a staircase, this location makes use of the “dead space” in a stairwell void. The lift will arrive at an upstairs landing.



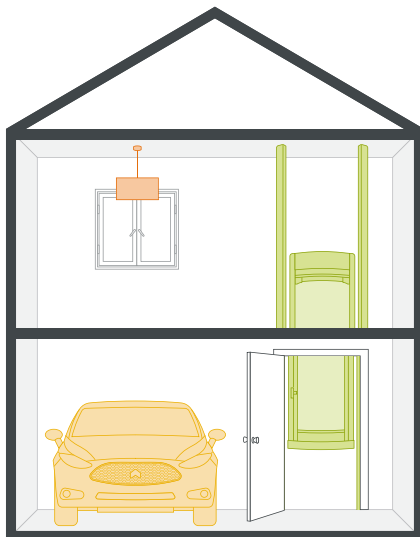
Closet

The Stiltz Homelift is so compact, you can choose to have your lift completely hidden by installing it inside a closet on one or both floors, as layout permits.



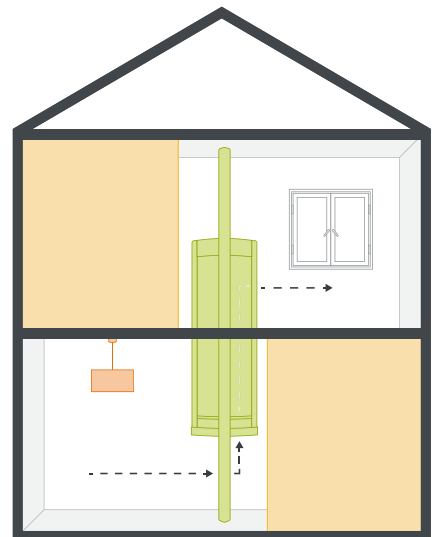
Sloping or Vaulted Ceilings

The lift’s support rails attach to a horizontal surface. But if you have a vaulted ceiling, a contractor will provide a solution for angled surfaces.



Garage

Get quick and safe access from the garage into your home — great for carrying groceries. (This requires the construction of a simple shaft in the garage.)



Thru-Car

The Thru-Car, which is unique to Stiltz, lets you enter and exit through opposite sides of the car. This is ideal for balcony or three-stop lift applications.

Frequently Asked Questions

► Can I stay in my home longer with a Stiltz Homelift?

Yes. A Stiltz Homelift is a great help to those with mobility problems — but more and more people buy one to “future-proof” their homes while they are still able-bodied. In addition to people, you can carry groceries, suitcases, laundry — even family pets. With a Stiltz Homelift, you can continue to live a full life in the family home you love for many years to come.

► Is a Stiltz Homelift suitable for wheelchairs or walkers?

Yes. The Stiltz Trio Alta Homelift is ideal for homeowners with mobility issues, because it provides you with the freedom and independence to move around the home unhindered. The Trio Alta is our widest and deepest model. It can accommodate up to three people, a full-sized wheelchair or a walker.

► Does the Stiltz Homelift have a choice of doors?

Yes. Stiltz Homelifts are fitted with your choice of a half-height or full-height hinged door.* The door provides a physical barrier during the operation of the lift. The door lock automatically releases when the lift arrives safely.

Lifts with half-height doors come equipped with an infrared “light curtain” that will instantly detect anything crossing over the top of the door. If this happens, the lift will safely stop, and will not continue until the obstruction is removed.

► How safe is the Stiltz Homelift?

Safety is our number one concern. The Stiltz Homelift has safety sensors above and below the lift that immediately detect obstructions and stop the car. The lift is also fitted with weight and balance sensors. Finally, every Stiltz Homelift comes with a telephone — your choice of a landline or cell phone.

► What happens if the power fails and I am in my Stiltz Homelift?

All Stiltz Homelifts are equipped with a battery backup. In case of a power outage to the home, the battery backup allows anyone in the lift at the time of power failure to gently descend to the lower level of the home, exit the lift, and wait until the power comes back on.

► What kind of construction is required?

It depends on where your Homelift is located — but no matter where, construction is typically minimal. And no supporting walls are ever required. The most common location is through the floor, requiring the appropriate size hole to be cut and finished. Your Authorized Stiltz Dealer will handle this work.

Another common location — through a stairwell void to a landing — needs no hole, but does require a gate at the landing and support brackets. In rare cases, additional work may need to be carried out, such as rerouting of pipes or wires — but these are easily managed by your dealer.

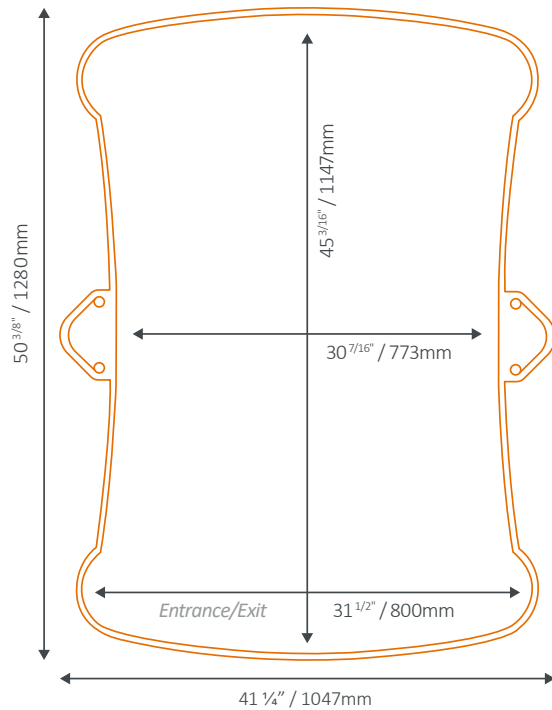
* Your state or local regulations may require a specific type of door.



Stiltz Homelift Footprints

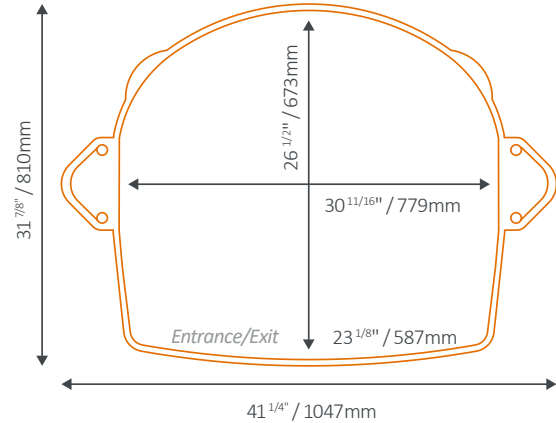
Trio Alta / Trio Alta Thru-Car

Weight limit 550lb / 250kg



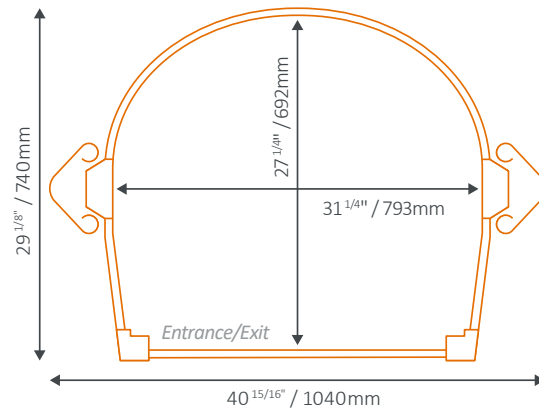
Duo Alta

Weight limit 375lb / 170kg



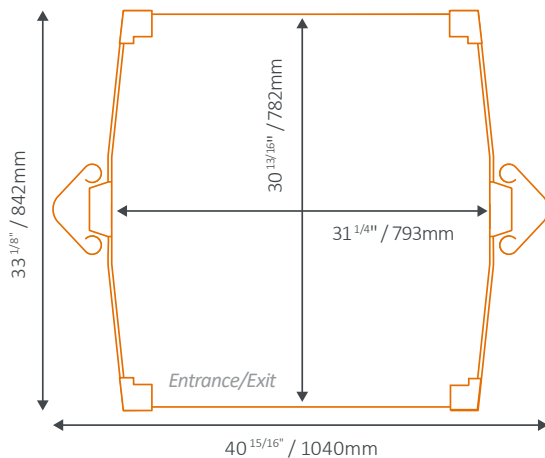
Duo Classic / Duo Vista

Weight limit 375lb / 170kg



Duo Classic Thru-Car

Weight limit 375lb / 170kg



- Dimensions are for general reference, and are not to be used for construction purposes.
- All Stiltz Homelift cars can be special-ordered with a cab height reduced by 4" / 100mm if required to meet lower upstairs ceiling heights.
- Minimum upstairs ceiling height for all products (other than Trio Alta) is 93" / 2360mm.
- Trio Alta requires a minimum upstairs ceiling height of 96" / 2438mm.
- Local code requirements may limit the weight for the Trio Alta / Trio Alta Thru to 500 pounds (227kg).



“

What won us over was the homelift's beautiful, compact design. It's light years away from those unsightly stairlifts. Thanks to Stiltz, this is definitely our last house. — Tony Hamilton, Pennsylvania



“

We couldn't find a one-story house in our price range that would fit our family. Our Stiltz Homelift solved the problem of moving. I can get around the whole house now!

— Emma Stein, mother of three, living with a neuromuscular disease

REV020722

Stiltz Homelifts USA

57 Commerce Way #130
Bethlehem PA 18017
(844) 478-4589

info@stiltzlifts.com
stiltzlifts.com

StiltzTM
Homelifts