

3M Science.
Applied to Life.™



NEW!

3M™ Cleaner for Matte Wrap Films

The Effective Way to Clean and Preserve Matte Wrap Films

- Gently removes dirt, dust and rain marks without damaging the film surface
- Quick and easy to use
- Unique formulation designed by 3M for professional usage
- For matte films only

3M™ Cleaner for Matte Wrap Films

With this new 3M Cleaner for Matte Wrap Films for professional usage, you will be able to maintain the great look of 3M Matte Wrap films for vehicles. The cleaner easily helps you to remove e. g. dust and rain marks from the matte vinyl.

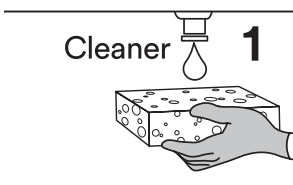
Instructions for use

Prep:

Wash the car in a car wash to remove light dirt.

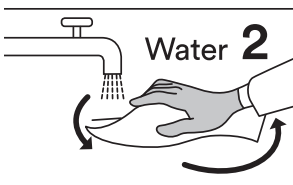
Step 1:

After this pre-wash, use 3M Cleaner for Matte Wrap Films to remove residual dirt from remaining areas.



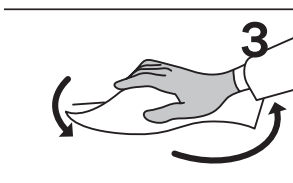
- Pour a small amount of cleaner onto a cloth – we recommend Scotch-Brite™ High Performance Cloth – or sponge and remove the dirt with circulating movements.

In the case of heavy dirt (for example, rainwater stains) use Scotch-Brite™ Easy Eraser (sponge). Pour a small amount of the cleaner onto a damp sponge and apply light pressure and a circulating movement to the film surface. Please note that excess pressure can lead to scratches on the film surface.



Step 2:

- After cleaning, wipe the cleaned area with a water soaked cloth or sponge. This removes the soiled liquid cleaner from the film surface.



Step 3:

- Use a soft cloth to dry the film surface.

Please note that 3M Cleaner for Matte Wrap Films is for professional use and is suitable for matte films only and should not be used for cleaning gloss films.



Commercial Solutions

Hermeslaan 7
1831 Diegem
Belgium

www.3Mgraphics.com/eu



03 / 2016

Printed in Germany.

© 3M 2015 All rights reserved.