

06/30/2021

2021-Summer Edition

President:

Jane Ballou

Vice President:

Beth Westberry

Treasurer:

Tom Ricker

Secretary:

Sara Faulkner

Show Chairman:

Troy Tatum

Publicity Chairman: Open

Audit Chairman: Open

Webmaster Contact:

Suzi Nonn

Membership Chair:

Janet Eakin

Editor:

Tina Handrop

Directors:

Jan Cash

Janet Eakin

Holly Gallagher

Diane Ricker

Kay Lovinggood

Tina Handrop

Karin Anderson

Troy Tatum

Inside this issue:

Patch News	2-5
Gourding 'round the South	6
Spreading the Gourd News; Editor's Note; Family Ties The Inside Scoop Heard it thru the Gourd Vine	7-8
Stay in the know for the 2021 Gourd show... Competition Corner Vendor Resources	8-11
Merchandise & Membership	12-13
A Gourding we must Go	14-15
Donated Tutorial Flint River Gourd Event	16-17 18

The Blooming Gourd



Message from the President

Greetings Georgia Gourders -

Congrats to our new and returning officers and directors and thanks to all who took part in the nominating and voting process. As always, each and every member's participation in GGS business and events is significant and necessary, now more than ever.

Our BOD continues to meet by zoom monthly on the 3rd Thursday through September, mainly for GourdFest 2021 updates; however, I encourage GGS members to submit any topics you would like to see included on the monthly agenda. As always, input from individual members is extremely important. You can contact me at ggsresident@yahoo.com.

I hope you all have been able to begin socializing again recently and are enjoying some summer pursuits such as gourd planting and growing and working on entries for competition! I'm really anxious to see many of you in Cherokee and of course anticipating working with you all in September at our GourdFest.

Jane

Message from the Vice President

Be sure to check out the NEW GGS website www.georgiagourdsociety.com for information on membership, the 2021 GourdFest, GGS merchandise and much more. If you have not renewed your membership, do it now so you can take advantage of special offers and discounts for members. Thank you Suzi Nonn for your work on the website!

Welcome new Board Members: Sara Faulkner Secretary, Kay Lovinggood Director and Karin Anderson Director.

Start thinking of how you would like to volunteer at this year's GourdFest. Volunteers will be able to register early for classes. We need everyone's help for a successful event, so even if you can only help for a short time it's important.

Beth

Atlanta Patch News

The Atlanta Patch meets the second Saturday of each month, 10:00-3:00, at the Pickneyville Community Center in Norcross, GA

The Atlanta Patch is sad to bid a loving farewell to one of our Favorite & talented Artist, Vicki Patterson. Vicki & Steve are moving back Arizona soon. We will miss Vicki so very much & all her creativity she has shared with us for these past few years. We wish them the very Best & hope we will see many great creations from the Patterson Team now that Steve took his very first Gourd Class at Ghost Creek, this year.

Below are a few photos from patch meetings in April, May &



June.....Tina

April~2021 May~2021 June~2021



Flint River Gourd Patch ~ Griffin Patch

*Flint River Patch meets the third Sunday of each month,
(holiday weekends may vary)*

UGA Research and Education Garden
129 Ellis Road
Griffin, GA 30223

April~2021

May~2021

June~2021



Flint River Gourd Patch Class With Debbie Wilson



Flint River Gourd Patch Class With Karen Maloney



Flint River Gourd Patch Class With Karin Anderson

Gourdacious Patch ~ Demorest, GA

The Gourdacious Patch meets the first Friday of each month at the Habersham Senior Center at 10 a.m (217 Scoggins Drive, Demorest, GA 30535; 706-839-0260) .

We held our first in-person meeting of the year on June 4th. The group was small but it was great getting together to catch up. We each worked on our own project. Currently, we are in need of instructors, so we welcome new and former teachers to come share expertise and knowledge with us. Our group is a small one, but we are eager to learn and practice.

For information or to share teaching skills with us, please contact Gail Justus at justusgail@gmail.com.

July 2

August 6 - DEBBIE WILSON

September 3

October 1

November 5

December 3



Coastal Gourd Sprouts Patch

Just a note to let all know in the area surrounding Springfield, GA, we are planning to start meeting again this summer. This is just north west of Savannah, GA, so anyone knowing of interested gourders in or near this area please share this information. All interested artist should contact Charlotte, at gourds1@AOL.com to be added to the email list. Happy Gourding Y'all!!!

Charlotte & Jan

GGs Logo Contest—and the winner is

Karin Anderson!

Congratulations!!!

Karin's Winning Art will be placed on a button & available for purchase at the GourdFest for \$1.00 each.

Several GGS members shared their amazing talents in this contest. To all who submitted art in the Logo contest., we Thank you!!!

*(Buttons will be available for
purchase at the show...\$1.00)*



Gourding 'round the South...

Several of our Georgia Gourders joined in on the Gourd Fun at the Ghost Creek Festival in South Carolina...leading classes & taking classes



Diane Ricker's—Butterfly House class



Diane Ricker's—Mandela class



Spreading the Gourd News....

In April—The Atlanta Gourd Group made an appearance at the Art in the Park craft show sponsored by the Pinckneyville Community Center where the group meets on the second Saturday of each month.

(submitted by Diane Ricker)



A Note from the Editor.....

Good day my Gourd Friends,

First, I want to thank all who reached out to me with kind words, encouraging comments, wonderful feedback & information to get this pub "blooming" again. I hope each of you enjoy it as much as I am enjoying putting it together. I certainly can't do it without you sending me info & photos. Some of you knew my Mom & that she was a very involved GGS member for many years, before I joined the "addiction". What you may not know is, she was also the Blooming Gourd Editor for several years. I have many of the old Blooming Gourds, back in the "snail mail" days. I enjoy reviewing them & getting some "new ideas from old pubs." I want to start a column called "Family Ties" -to share news of your families—Your permission is required-Only things YOU send me will be posted-so if you don't want it told, it won't be here. I actually found in some old (mid 1990's) Blooming Gourds they had a column like that whereas births, weddings, sickness, or deaths were announced-I think it would be a nice addition to our pub ,if you do as well-please send me some family info to share.

The Fall edition will come out shortly after our festival, at the end of September. Please send all photos & info from patch meetings each month & all Show photos you would like to share send ASAP after the show ends.

{Deadline for next edition-Sept 15th....exception....all show info deadline the 28th} I prefer all articles, photos & info emailed to georgiagourdsociety@gmail.com with the subject line "blooming gourd news".

One of the best ways to grow our membership is to share, communicate & educate.....so all GGS members "Bloom where you are planted"!


Let's get Blooming, & share the "Gourd news"!!!

Tina

Our Family Ties.....

On May 23rd, at the Atlanta Braves baseball game, Karen Maloney's , daughter ~~Casey Maloney, BSN,RN, said YES to Mr Brantley Adcock. Not only does Karen now have her own private nurse in the family but she is now gaining a new Son in her family!

Congratulations to Casey & Brantley!!! And to Karen!!!



The Inside Scoop.....

2021 Teachers

- Nancy Amburgey
- Anna Fountain
- Marla Garber
- Tina Handrop
- Kristen Hull
- Terry Jordan
- Sandy Jordan
- Kay Lovingood
- Karen Maloney
- Suzi Nonn
- Eddie Osborne
- Ellen Tatum
- Troy Tatum
- Elizabeth West
- Beth Westberry
- Katie Westmoreland
- Debbie Wilson

Georgia GourdFest 2021


Sept 24, 25, 26



Choose from over 26 classes.
Learn something new,
catch up with old friends
and make new friends.

Register at GeorgiaGourdSociety.com

Many folks are working hard, to plan a VERY spectacular show! Below are just a few photos of the classes that will be taught this year! Here is a bit of "inside scoop" --we have many baskets full of totally awesome art goodies to raffle; & some amazing donations for the silent auctions. This year we have some new vendors coming, as well as many of our favorites returning with lots of gourds & supplies -- So if you haven't saved lots of money to spend at this years show, you may wanna start saving now-- Class Registration scheduled to open for **Volunteers-6/27/2021** All others



-7/1/2021-- Cool "make it take it" booths are planned; & a spectacular display from our Grand Master Artist. The ONLY Food at this years show will be pre-ordered "lunch boxes" which can be ordered on the website soon. Coffee, Water & soft drinks will be available for purchase.

For Volunteer signup- email hollyheathgallagher@gmail.com



Heard 'it thru the Gourd vines.....a few tips & tricks.....

- Embossed emblem on the denim shirts & aprons can be painted by "dry brush" with fabric paint or acrylics using fabric additive; really makes the embossed emblems "POP".
(Big THANKS to Vicki Patterson for showing us how to do this technique at Patch meeting)
- When transferring images to your gourd, once you place carbon under image where you want it to be on your gourd; you can wrap "cling/plastic wrap" around it so the papers will not move and use a red ball point pen to trace objects. Then remove plastic wrap & image papers, the image is clear & not smudged.
- When pollinating your gourd flowers use q-tips, dab in one flower, then swab in another.
- Bury your moldy or unclean gourds in soil, in a large container or rubber tote for a few days; then cleaning will be a breeze , most of the gourds will be clean by simply rinsing in warm water, minimal scrubbing to clean.



*To keep this column going I need more input from each of YOU....
Please Submit your creative tips, tricks and advices to me via email to
georgiagourdsociety@gmail.com*

Let's share the "gourd news" of what works well for you or what doesn't work well on gourds

Stay in the know for our 2021 Gourd Show....Gourds on the Go....

We are very excited to announce our plans for the upcoming 18th Annual 2021 Georgia Gourd Festival to be held September 24 - 26, 2021. After having to cancel last year's show we are excited to expand this year's GOURDFEST and have made several changes for this year's show. First of all we will be extending the show to three days, Friday, Saturday and Sunday with set-up on Thursday afternoon and Friday morning. Secondly, we will hold the show during the opening weekend of the Spaulding County Kiwanis Fair which opens on Friday. This should add a much larger number of the general public which most likely has never been exposed to gourds and the amazing things our artist do with them. Thirdly, we will be shifting our show hours to later in the day, in order to take advantage of the increased crowds. One of the most exciting changes this year is the changes to the competition. We have changed the competition categories to better align with the number of entries in past years; created some competition categories for all divisions.; renamed the divisions to more closely align with other state societies; and created the Grand Master display only category. These changes were actually planned for the 2020 canceled show but were never really publicized. See details in other articles published in this issue of the Blooming Gourd.

The hours for this year's extended show are:

- **Thursday, September 23, 2021 - 1:00 PM until 6:00 PM show set-up and competition entries turn-ins**
- **Friday, September 24, 2021 - 7:00 AM until 10:30 AM show set-up/competition judging
9:00 AM - 1:00PM, & 2:00 PM - 6:00 PM gourd classes
11:00 AM until 7:00 PM - Show open to the public.**
- **Saturday September 25, 2021 -9:00 AM open to the public until 7:00 PM
9:00 AM - 1:00 PM, & 2:00 PM - 6:00 PM gourd classes**
- **Sunday, September 26, 2021 - 11:00 AM open to the public until 6:00 PM
11:00 AM - 1:00 PM, & 1:30 PM - 5:30 PM gourd classes**

Our venue for the show will again be the climate controlled Kiwanis Building at the Kiwanis Fairgrounds located at 1025 South Hill St, Griffin, Georgia which is located in the southern part of the metro Atlanta area some 35 miles south of Atlanta and only 10 miles west of I-75.

We will have several vendors committed for this year's show including two raw gourd vendors, Front Porch Gourds and the Gourd Pile along with gourd tools, supplies and finished gourd art and crafts vendors. If you would like to have a space at the show you can find a vendor's application on the website. (www.georgiagourdsociety.com)

We have an amazing line-up of teachers from our state and beyond and with six class periods everybody should be able to take a class. Class registration should be ongoing by the time you read this.

The Georgia Gourd Society also has a new website that is fantastic. Be sure to check it out and answer all of your show questions by clicking on the 2021 Festival tab. (www.georgiagourdsociety.com)

Looking forward to seeing you all at the show.

Troy Tatum, Event Chair

Competition Corner.....

Hello Georgia Gourd Society!

With the summer solstice less than a month away, we are rounding the corner toward our long awaited 2021 show. I am looking forward to the camaraderie of my GGS family, and to a reveal of the fruits of everyone's creative energies.

I usually review the rules of competition each year before deciding which categories my art-works belong in. I admit that, in light of everything else happening, I did not do that in 2020. Our rules, this year, are reflective of changes that were in place in 2020. I want to share, clarify, and offer rationale for changes.

- The previous novice, master, grand master divisions are now novice, intermediate, and master's respectively. Grand master is now an exhibition only division. Grand masters will not compete in any category, but will instead be allotted a space for display of their work.
- The other changes involve separating technique competition and open competition. The technique categories will compete within each division. That is, novice works against novice works, etc. Open categories will allow artists from novice, intermediate, and masters to compete against each other.

To elucidate: we have always required artists to declare their own division and/or categories. Anybody can move to a higher division when they wish to. The artists HAVE to move to the next division when they have met the disqualifiers for their previous division, as described in the rules. An artist who is new to competition may enter any division as long as they have not met the disqualifiers for that division, as described in the rules. Example: an artist who has accepted payment for teaching a class would have to enter in intermediate or masters competition.

As to open categories, all divisions will compete against each other. In the past we have had categories that had 0, 1, 2, or 3 entries, and often ribbons have been awarded in the absence of any competition. We have also frequently had novices who could compete with masters. We have had competitors who advanced to the next division because they accumulated ribbons awarded in the absence of competition. Often I have witnessed competitors who felt they were advanced to the next division before they were "ready". A competitor may CHOOSE to advance to the next division except in the case of Grand Master which can only advance after disqualifying from Master. I'm sure that we will assess the new system and adjust appropriately after we trial it.

We strongly advise pre-registration of entries by snail mail (USPS) to Karin Anderson, 234 Long Leaf Trail, Byron, Ga. 31008; as there will be a \$2 charge per entry for completion of registration at the competition desk. Artist numbers will be assigned as pre-registrations are received, and must be on the entry tags prior to delivery to the competition desk.

Be advised that GGS membership will be verified before entries are accepted. If you are not current, you will be given an opportunity to pay your dues prior to acceptance of your entries. All above stipulations remain. **NON-MEMBERS WILL BE CHARGED \$5 FOR EACH ENTRY BEFORE ENTRIES ARE ACCEPTED.**

To avoid any inconvenience at the competition desk send your dues to Tom Ricker. Better still...lock in the \$15 membership dues for 2022 by adding it to your payment!

Change is the one constant in our lives. We can choose to adjust, resist, retreat, or advance. Let's advance!

Karin Anderson, Competition Chairperson

All Competition entries MUST be entered prior to 6 PM on Thursday, September 23, 2021.

Judging will be done on Friday morning prior to the show opening.

We strongly advise pre-registration of entries by snail mail.

All entries NOT pre-registered will be charged \$2 per entry.

Mail Registration Forms to to Karin Anderson, 234 Long Leaf Trail, Byron, Ga. 31008;

{Envelopes should be postmarked NLT 09/14/2021}

to avoid the \$2 charge per entry for completion of registration at the competition desk.

Be advised that GGS membership will be verified before entries are accepted.

If you are not a current member, you will be given an opportunity to pay your dues prior to acceptance of your entries.

NON-MEMBERS WILL BE CHARGED ADDITIONAL \$5 FOR EACH ENTRY BEFORE ENTRIES ARE ACCEPTED.

Artist numbers will be assigned as pre-registrations are received, by Karin Anderson, and must be on the entry tags prior to delivery to the competition desk. Karin will contact you with your Artist Number upon receipt of this form.

Name of the Artist/Exhibitor: _____

Address: _____ email: _____

Contact Cell Number: _____

Are you a New Artist: Yes / No GGS Patch Affiliation: _____

Circle the Division you are competing in:

1-Novice 2-Intermediate 3- Master 4-Grower 5-Youth 6-Grand Master-Exhibit Only

Please record your entries for the 2021 Gourdfest competition.

All of the participants' entries must compete in only one division level..

Category #	Description of Entry

The Georgia Gourd Society is not responsible for any damage or loss to competition pieces. The entrant gives the Georgia Gourd Society permission to photograph these entries, and use the images in the society promotions. Please sign your name below to accept these terms, retain a copy of this form & bring with you to registration.

Artist Signature: _____

(this form has been slightly edited to fit this publication; form & tags can also be found on website & facebook page)

Artist #
Assigned by Karin Anderson
Are You a current GGS Member? (circle) Yes No

A few Vendor resources.....



FRONT PORCH GOURDS LLC

www.frontporchgourdsllc.com

Sheryl Scott

Owner & Artist

sherylscott66@outlook.com

2940 Hardyville Rd.

Munfordville, KY 42765

270-537-3842



Miriam Joy

Professional Artist & Teacher

928-499-9637

Email me: Art@MiriamJoy.com

Facebook: Miriam Joy Gourd Creations

Net: www.MiriamJoy.com

Add a little "Joy" to your life



Blue Whale Arts

Gourd Seeds and More

- Prickly Pear Cactus Skeleton
- Gourd Lamp Beads from Turkey
- Gourd Lamps, and Lighting Supplies
- Paper Twist for coiling
- Gourd Cleaning Tools
- Quikwood
- Adirondack Alcohol Ink
- Memories Dye Ink
- Apoxie Sculpt
- Wax Linen & Imitation Sinew
- Embossing Powder
- PVC Gourd Scribe
- Razertip, Proxxon, Microlux
- Drum/Thunder Drum Supplies
- Dried Botanicals/Naturals
- Bed Springs
- Clay Tools and Molds
- Pine Needles Natural/Dyed
- Basket supplies
- Stands and Bases
- Applicators and Brushes
- Vinyl Masking & Car Decals

- Washi Paper
- Suede Tex Flocking



Gourd Seeds

All our seeds are

- Grown in Isolation and hand pollinated
- Germination tested
- Non-GMO
- No 3rd party growers

www.bluewhalearts.com

info@bluewhalearts.com 603-679-1961

Like us on Facebook and our Join Facebook group Everything Gourds
<https://www.youtube.com/c/Bluewhaleartsdotcom>

Museum Quality Reproductions
 Classes in Primitive Skills Beading Supplies
 Producer of **The Gourd Dye™**
 Gourd Art Supplies

KarBen K creations.com

Karen & Ben Kirkland

Leesburg, Ga. (229) 432-7109

chehawknapper@mediacombb.net



Pumpkin Hollow Gourds

www.pumpkinhollowgourds.com

ellen@pumpkinhollow.com

870-598-3568

We grow a wide variety of quality gourds. Check out our online catalog at
 www.pumpkinhollowgourds.com for pricing and photos of our gourds.

Come to The Farm!!

We offer at-the-farm discounts for all our gourd customers.

Please call before you visit.

Pumpkin Hollow, LLC


Darrell & Ellen Dalton

610 CR 336

Piggott, AR 72454

Visa, Mastercard, Discover, Paypal, checks, and money orders accepted

Like us on Facebook www.facebook.com/pumpkinhollowgourds



The Gourd Pile

The Gourd Pile bins are full of gourds of every shape and size, just waiting to be used for all your projects.

You will be pleased with the quality and especially the thickness we have achieved with this year's crop.

Visit our farm (call before you come) and pick out just what you need or give me a call and I will ship them out to you within two days.

Pamela Morrison

The Gourd Pile

(407) 538-4700

pamelamorrison98@yahoo.com

P.O. Box 516 - 874 Morrison Rd.

Morven, GA 31638

GGs Merchandise Market....



To order please contact Diane Ricker

Dmricker48@yahoo.com

Canvas Totes are \$25 each

{Dimensions are 24" wide/14" high/7" deep }

Diane & Holly have a supply of bags
for pick up or to be mailed , you pay postage.



Denim shirts must be special ordered; Diane places order when min of 10 is reached & it takes approximately 8 weeks for them to come in;

Folks these items are TOP quality & will last a very long time.

Membership News....

Time to "Pay Up"—2021 dues are Due—Why not "double up" send in payments for 2021 & renew for 2022.....

To pay via credit or debit cards—please contact Tom Ricker for payment information.

Or you can complete form on next page and mail to Tom Ricker

We need **EVERY MEMBER to BRING a MEMBER.....**

Please, let's all make extra efforts to reach out in our local areas to grow our membership. You can start with printing the application on the opposite page; take it to your patch meetings; take to garden clubs; take or post in local libraries & art guilds.

This year & moving forward, GGS members will receive discounts on class registration, as well as Competition registrations. Non GGS members will pay higher fees for class registrations at all GGS sponsored shows or GEDs.

We have many great things planned for future events & projects for the coming years; so you won't want to be left out.....so please "pay up and keep up!"

{Application forms can be printed from website—www.georgiagourdsociety.com or Georgia Gourd Society facebook page also.}

Georgia Gourd Society Membership Application

We invite you to join us in sharing and learning all about gourds. We meet periodically for workshops and meetings, host a state gourd show, produce seasonal newsletters, and offer resources for gourd supplies, decorating ideas, and friendship.

Membership dues of \$15.00 are due January 1 of each year. You can pay for multiple years if you wish. E-mailed newsletters are included in your membership fee.

New Member Renewal

Name(s): _____

Address: _____

City/State Zip: _____

Phone: _____ E-mail _____

Annual family dues for the Georgia Gourd Society are \$15.00. The membership year runs from January 1st to December 31st. Dues for new members who join after June 30 each year will be \$5.00. If a new member joins after September 30, they will pay \$15.00 for the next year's membership of plus three months of the current year. These options are not available for renewing members.

How many gourd members living in your home should be included in your family membership?

()

Names of additional members: _____

E-mail address for additional member/s: _____

Dues for all renewing members will be \$15.00 with payment due by January 31. If dues are not paid prior to January 31 of each year, your membership privileges will end until your membership is reinstated upon payment of the annual dues.

Please print, complete, and mail this form with your payment to:

{Checks should be made payable to Georgia Gourd Society}

**Tom Ricker, Treasurer
3653 Cedar Corners Trail
Peachtree Corners, GA 30092**

Please contact Janet Eakin for any questions on membership: Email her at: jeakin19@gmail.com
To pay by credit card please contact Tom Ricker via email to tomricker45@gmail.com

The Georgia Gourd Society encourages membership in the American Gourd Society (AGS). Annual AGS dues for the AGS are \$20.00; which includes a subscription to their national magazine, The Gourd Magazine. Both dues can be mailed to GGS when you join, however, please make two separate checks — \$15.00 to the Georgia Gourd Society and \$20.00 to the American Gourd Society. We will gladly forward your check and information to the AGS or you may opt to contact the AGS independently.

A Gourding we must go.....

THE GOURD GATHERING AT CHEROKEE IS ON!

Nineteen years of reunion, tradition, destination, and experience!

Cherokee 2021 offers five days of fun, learning, and shopping, packed with nearly EIGHTY classes. Gourds are everywhere--raw, finished, and in process.

The FOWL play competition entries are to depict a fowl or a flock of fowl--water fowl or land fowl--chickens, ducks, geese, guineas, peacocks, you name it! Entries are judged, donated to the Gathering, and auctioned off to raise funds for Cherokee 2022.

Details on the website at gourdgathering.org

Curly dipper gourds are hot this year! Take one or more and be creative.

Entries are displayed, and winning entries are recognized. On Sunday morning, there is an exchange--if you entered a curly dipper, you will take home a curly dipper created by another attendee.

The ever popular White Elephant table offers gourding supplies and other goodies. Bring things you are not using, and buy things you "need"! It is a super yard sale! Pack a couple of boxes and bring them along.


The Make and Take this year offers fishy fun! You will love this creative project and will be ready to make schools of fish to go with your flocks of fowl.

Creation Station will be set up on the porch, and offers an opportunity to complete a project at your own pace. And VENDORS! This is your opportunity to visit the best gourd vendors, all in one location. Find the gourds of your dreams...and more.

Supply vendors, finished gourd vendors, and tool vendors will also be set up from Wednesday through Sunday. Shop, shop, shop. You can also order lunch boxes and register for Saturday night dinner on the website. We are looking forward to a wonderful five days of fun and friendship.

Visit the website, gourdgathering.org to register for classes, order meals, additional information on all activities and make your plans!

Jayne & Suzi



OCT 14 AT 1 PM EDT – OCT 16 AT 5 PM EDT

Mountain Gourd Gathering

Cedar Mountain, NC

To apply to be an Instructor, please visit website for additional information,

Mountain Gourd Gathering

October 14-16th, 2021


Get ready for the 10th Mountain Gourd Gathering! After a year of canceled gatherings we're ready to teach and learn again. Teachers are currently submitting classes, stay tuned and be ready to register when registration opens. To be notified when registration opens, email us!

Location: FAMILY LIFE CENTER
Hwy. 276-S (Greenville Highway)
City/Town: Cedar Mountain, NC 28718

[Stay tuned for classes!](#)

mountaingourdgathering.weebly.com/

DATES	2021 GOURD SOCIETY EVENTS	AGS Judged	Jim Story Award
Feb 26 - 28	Florida - 2021 Florida Gourd Show, Melbourne, FL www.figourdsoc.org	Yes	Yes
April 10 - 11	Missouri - Show Me Gourd Society Fine Art Festival, www.showmegourdsociety.com - CANCELED		
April 23 - 24	South Carolina - South Carolina & Ghost Creek Gourd Fest, Ghost Creek Gourd Farm, Laurens, SC www.facebook.com/South-Carolina-Gourd-Society	No	No
April 24 - 26	California - 2021 Baskets and Gourds, Containers of Our Culture - CANCELED		
May 7 - 8	Indiana - Gourd Society State Show, www.indianagourdsociety.org - CANCELED	Yes	Yes
May 6 - 9	California - Folsom Gourd Artists Festival, Rancho Cordova, CA www.californiagourdsociety.com	Yes	Yes
June 26 - 27	California - Amador Gourd & Fine Arts Festival Amador Flower Farm, Plymouth, CA www.AmadorGourdArtists.com	No	No
August 12 - 14	Pennsylvania - PA Gourd Fest, Lebanon Expo Center and Fairgrounds, Lebanon, PA www.pagourdsociety.org	Yes	Yes
Sept 10 - 12	Nevada - Silver State Art Festival - Carson City, NV www.nevadagourdsociety.org	No	No
Sept 24 - 26	Georgia - 2021 GourdFest "Gourds On The Go" Kiwanis Fairgrounds, Griffin, GA www.georgiagourdsociety.com	Yes	Yes
Oct 1 - 3	Ohio - 2021 Ohio Gourd Show, Delaware Co. Fairgrounds, Delaware, OH www.ohiogourdsociety.com	Yes	Yes
Oct 1 - 3	Texas - Lone Star Gourd Festival, Gillespie County Fairgrounds, Fredericksburg, TX www.texasgourdsociety.com (classes start 9/30/21)	Yes	Yes
Oct 15 - 16	Alabama - 2021 Alabama Gourd Show, Sparkman Civic Center, Hartselle, AL www.alabamagourdsociety.org	Yes	Yes
Oct 21 - 24	Idaho - Idaho Gourd Festival, Potomac Manor, Boise, ID www.idahogourdsociety.org	Yes	Yes
Nov 6 - 7	North Carolina - 79th Annual North Carolina Gourd Arts and Crafts Festival, State Fairgrounds, Raleigh, NC www.ncgourdsociety.org	Yes	Yes
Nov 14 - 15	Virginia - VA Gourd Show, Museum of the Shenandoah Valley, Winchester, VA www.vlgs.org	Yes	No
DATES	2021 OTHER GOURD EVENTS	AGS Judged	Jim Story Award
July 28 - Aug 1	North Carolina - Gourd Gathering at Cherokee, Cherokee, NC www.gourdgathering.org	No	No



NCGS Presents **The 79th Annual NC Gourd Arts and Crafts Festival**
Hanging Out with Gourds

Saturday Nov. 6th, 2021 9am - 5pm & Sunday Nov. 7th, 2021 10am - 4pm
 NC State Fairgrounds - Holshouser Bldg.

Admission \$3 - NCGS members and Kids under 13 free!

North Carolina Gourd Society is seeking instructors, vendors & students for the annual celebration of gourd art. Mark you calendars & Save the Date! Instructor & vendor information & application forms are on the website. <http://www.ncgourdsociety.org/festival.html> Deadline to submit to teach July 15th, 2021. Contact: Lillian Davids at (919) 973-1942 or lillianpaints@yahoo.com. Deadline to submit as Vendor August 1, 2021

2021 Alabama Gourd Show: October 15 & 16, 2021 (Friday and Saturday)
Theme: "Gourds Gone Hollywood"
 Sparkman Civic Center, Hartselle, Alabama
 406 Nance Ford Road S.W., Hartselle Alabama 35640
 Direction: I-65 Exit #325 or #328 (West of Hwy 31)
 Admission: FREE
 Show Hours: Friday 9:00 AM - 5:00 PM
 Saturday 9:00 AM - 5:00 PM

We invite you to the Alabama Gourd Show. You are sure to enjoy the beautiful works of art made from gourds. It is a great place to buy a unique gift for that special someone on your list, and something special for yourself, as well. There are also plenty of raw gourds, supplies, and tools for purchases. Children can decorate their own little gourd to take home with them, absolutely free. The whole family will enjoy touring the fabulous ribbon competition exhibit room. Learn something new as gourd artists demonstrate their gourd art techniques, or take a class from an experienced gourd artist. We look forward to seeing you there!

For more info contact Show Chair, Emmitt Westmoreland at gourdzilla@aol.com

It's Always a Gourd Day in PA!

August 12-14th, 2021

2021 Pennsylvania Gourd Fest

Lebanon Valley Expo Center and Fairgrounds
 80 Rocherty Road, Lebanon, PA 17042
 (Near many great PA attractions)

3 days of classes Indoor & outdoor facilities
 Supply & Tool Vendors On-site concessions
 AGS Competition On-site camping/showers

...and much, much more!

Interested instructors and vendors can find applications at www.pagourdsociety.org

Tutorial donated by Troy Tatum....

Donated copy edited for Blooming Gourd

Sunflower Pointillism

By Troy Tatum

This tutorial will guide you step by step through the creation of the sunflower pointillism gourd.

Supplies Needed

1. 7 to 9-inch martin gourd or other smooth, cleaned gourd that will accept the 5 inch pattern.
2. Sunflower art pattern.
3. White transfer paper with ball point pen and pencil.
4. Adjustable temperature wood burner with small ball or writing tip pens (I prefer the writing tip)
5. Practice pattern and felt tip marker.
6. Ink dyes, small paint brush and make-up sponge

Safety First

Always wear a respirator or dust mask when cutting, sanding or cleaning the exterior or interior of gourds. DON'T BREATHE THE GOURD DUST!!!

If you are sensitive to the smells of gourd

pyrography use the breathing mask or better still the respirator while burning.

Always wear safety goggles when cutting gourds or when using power tools on gourds.

Wear gloves when handling the interior pulp.



Clean Exterior of Gourd

- Clean the outside of the gourd by spraying with "Krud Kutter" and scrub with a stainless steel scrubby or coarse steel wool.
- Cut the top off the gourd and clean out the interior (if desired)
- Sand the gourd to smooth finish.

Transfer the Pattern

- Utilize the furnished design or create your own.
- Cut-out pattern allowing enough space to tape to the gourd top and bottom.
- Tape the pattern and the white transfer paper to the gourd in position.
Be sure the transfer side of paper is down (wax side down).
- With a ball point pen trace around the design and remove the pattern.
- Utilize a pencil to reinforce the pattern on the gourd.

Practice the Pointillism

- Using the furnished ghosted sunflower design and a fine point felt tip marker create the outline with a series of dots one right behind the other. We will not use any lines, only dots.
- Decide where you want your shading by penciling in on the ghosted pattern
- Add shading utilizing a random placement of dots in increasing intensity

Woodburn Design

- Now that you understand the concept of pointillism, let's woodburn out design
- Use a gourd chard to test your temperature setting. You want it hot enough to make a good mark just by touching the gourd but not so hot to scorch or burn through. (this is like stippling the background of some other projects)
- Do the outline first, and then add the flower petal detail, flower center and leaf veins. Do the shading last. Use baby wipes to erase your transferred pattern and pencil lines.

Finish the Gourd

- You can add color to your design and/or stain the background.
- If you use Memories ink be sure to set the ink with a heat gun or hair dryer
- Finish with a protective finish

Pattern to print for transferring on to gourd.



This tutorial is shared for individual use & enjoyment; it is not to be used for teaching or instructional groups unless advance permission is granted from the donating artist~~

Troy Tatum

A great Big THANK YOU to Troy for this donation!!!

Flint River Patch is hosting a 3 day Gourd Event

Artists Vickie Echols & Robin Bryson

They will share 3 different Gourd Art projects, which promise to be 3 days of Gourd Fun & Fellowship.

All students must bring their own sack lunches each day.

All classes are limited to 15 students, so get your registration in quickly!!!



July 23, 2021-Cost: \$65—Robin Bryson-9 am to 4 pm-Class level: All-

Description: Learn how to paint an adorable baby Giraffe with ink dye.

As you can see by the size, everyone should complete this project in class.

Robin provides a clean cut & ready gourd, pattern ready to transfer, tutorial, ink dyes: (white, black, brown and orange and tan), Formula 49, and micro brushes.

Once confirmed you have 10 days to mail a check made payable to: Robin Bryson, 23501 Vista Way, Quail Valley, CA 92587 Your seat will only be held for 10 days.

Please contact Robin at 951-634-5559 or bryson558@gmail.com If you have any questions about this class.

July 24, 2021-Cost: \$75.00-Vickie Echols-9 am to 5 pm-Class level: All

Description: I love beads and it's so easy to make your own. We will start with a demo of how to make Tyvek beads. Next we will learn how to coil pine needles onto a gourd and shaping techniques. Then you will become skilled at incorporating your hand-made Tyvek beads into your coiling. You have the option of making the Infinity Rim or a Straight Rim. (We will **NOT** be doing the pine needle foot).

Tools to bring with you: Needle nose pliers, fine tipped wire cutters, sharp scissors, a green cutting mat (I will have one to share), an X-acto knife, metal yard stick, heat tool, latex gloves and about 2-5 colors of alcohol ink.

Materials provided with the class: The prepared gourd, glycerinated pine needles, waxed linen, sewing needle, Tyvek sheets, sponge, bamboo skewers, glue stick and tutorials for the basket and Tyvek beads.

Once confirmed you have 10 days to mail a check made payable to Vickie Echols at 45339 Esmerado Ct., Temecula, CA 92592. Your seat will only be held for 10 days.

Contact Vickie at vickiesvessels@gmail.com if you have questions about this class.



FLINT RIVER GOURD PATCH WITH
VICKIE ECHOLS & ROBIN BRYSON
JULY 25, 2021 AT 9:00 AM
UGA RESEARCH AND EDUCATION GARDEN

Cost: \$80.00-Robin Bryson & Vickie Echols-9 am to 5 pm-Class level: All

First Half: Includes prepared sand dollar, a handout tutorial for painted sand dollar owl, ink dyes, brushes and formula 49. **Second Half:** Includes 3 colors of glycerinated & dyed pine needles, waxed linen, a glover's needle and a stitching needle and a detailed tutorial for the coiling that will be emailed after the class. In this collaboration class you will get 2 instructors for the price of 1! First, Robin will show you how to paint an owl on a prepared sand dollar. Next, Vickie will show you how to coil pine needles around the sand dollar to give the effect of the owl being in a tree hole using the caps of the pine needles for texture.

Tools to bring with you: Needle nose pliers, fine tipped wire cutters (for jewelry) and sharp scissors. **Materials provided:** Prepared sand dollar, tutorial for the owl, pattern, ink dyes, brushes, pallet, formula 49, glycerinated pine needles, glover's needle, stitching needle, waxed linen and a detailed tutorial emailed after the class.

Once confirmed you have 10 days to mail a check made payable to Vickie Echols at 45339 Esmerado Ct., Temecula, CA 92592. Your seat will only be held for 10 days.

Contact Vickie at vickiesvessels@gmail.com if you have questions about this class.

To reserve your seat & have your name added to the class roster for one or all of these classes, you must email Holly Gallagher @ hollyheathgallagher@gmail.com; once you receive confirmation, payment must be mailed to the instructors as listed above. All classes are limited to 15 students per class, therefore classes are "first come; first seated" -if payment is not received within the 10 days, as stated above, your seat may be forfeited to the next request on waiting list.