

AUTOAUTH[®]

SECURE GATEWAY ACCESS

TEXA STEP-BY-STEP GUIDE

Create & Register AutoAuth Account / Select TEXA Registered Tool Account



EAL DIAGNOSTICS

TEXA **IDC6 CAR**
SOFTWARE



SGW ACCESS - SECURE GATEWAY VEHICLES WITH TEXA IDC6

TEXA expands the SGW protected control unit unlock function built into active IDC6 software licenses. Valid for North American vehicle coverage within the United States, Canada and Mexico.

- Auto manufacturers are developing solutions to protect their vehicle networks from unauthorized access.
- The SGW works as an OEM “firewall” to secure the control modules to prevent potential security breaches.
- The SGW access to diagnostic functions requires authentication software thru OEM approved scan tools.
- TEXA software is certified by AutoAuth to access OEM enhanced security gateway vehicles.
- This TEXA authentication securely unlocks vehicle system operations previously restricted to OEM tools.

TEXA REQUIRED TO ACCESS UNLIMITED SGW UNLOCK SERVICE:

- Compatible TEXA Scan Tool / Diagnostic Software
- Active IDC6 Car Diagnostic Software License
- Active TEXPACK Car Subscription
- Access with Registered AutoAuth Account

CREATING AN AUTOAUTH ACCOUNT

1. The AutoAuth registration can be completed from the AutoAuth website

(<https://webapp.autoauth.com/login>)

or from the link provided in the TEXA IDC6 software in figure 1.

AutoAuth will only provide support for problems related to product registration via their portal.

For questions with TEXA IDC6 software please contact TEXA USA tech support.

AUTOAUTH[®]
CERTIFIED

Enter your credentials to access the FCA authenticated diagnosis through the *AutoAuth™* portal:

Username

Password

To sign up or manage your account, click on the following link:
www.autoauth.com

Figure 1 - LOGIN in IDC6 software



2. Click **Register**.

English

User Login

Username or Email Address

Password

[Forgot Password?](#)

[Resend Confirm Link](#)

Login

Need an account?

Register

About Us Contact Us FAQ Privacy Policy Cookies Policy Refund/Cancellation Policy W9 Form System Information

AUTOAUTH
AUTO AUTHENTICATION AUTHORITY

Providing an Independent Trust Authority for OEMs, Tools Vendors & Service Shops to securely service modern vehicles

Figure 2 - Registration page

3. Complete the form with the requested information, check the Terms and Conditions box and **select Signup**. You will receive a confirmation email to validate the new account.

English

User Signup

USERNAME

Username

EMAIL

Email

FIRST NAME

First Name

CONFIRM EMAIL

Confirm Email

LAST NAME

Last Name

PASSWORD

Password

CONFIRM PASSWORD

Confirm Password

Terms & Conditions ACCEPT

THIS SITE IS PROTECTED BY RECAPTCHA AND THE GOOGLE PRIVACY POLICY AND TERMS OF SERVICE APPLY.

Signup

About Us Contact Us FAQ Privacy Policy Cookies Policy Refund/Cancellation Policy W9 Form System Information

AUTOAUTH
AUTO AUTHENTICATION AUTHORITY

Providing an Independent Trust Authority for OEMs, Tools Vendors & Service Shops to securely service modern vehicles

Figure 3 - New account creation



4. Login to the AutoAuth portal and select the account type to complete the registration.

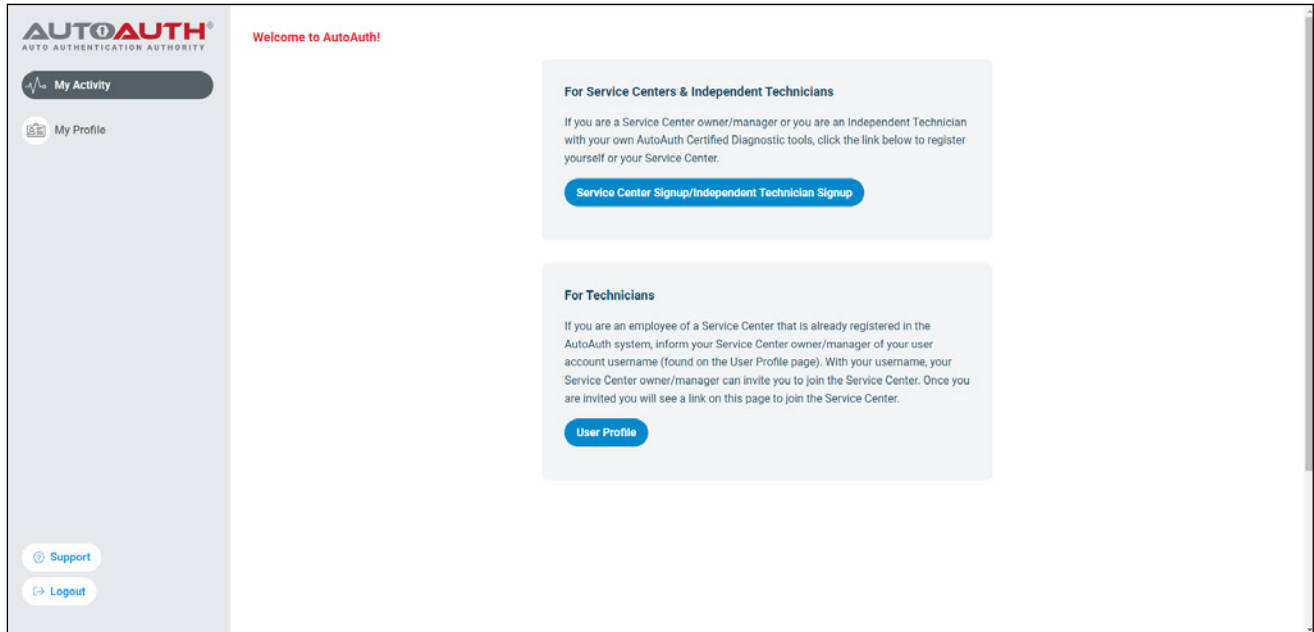


Figure 4 - Choice of account type

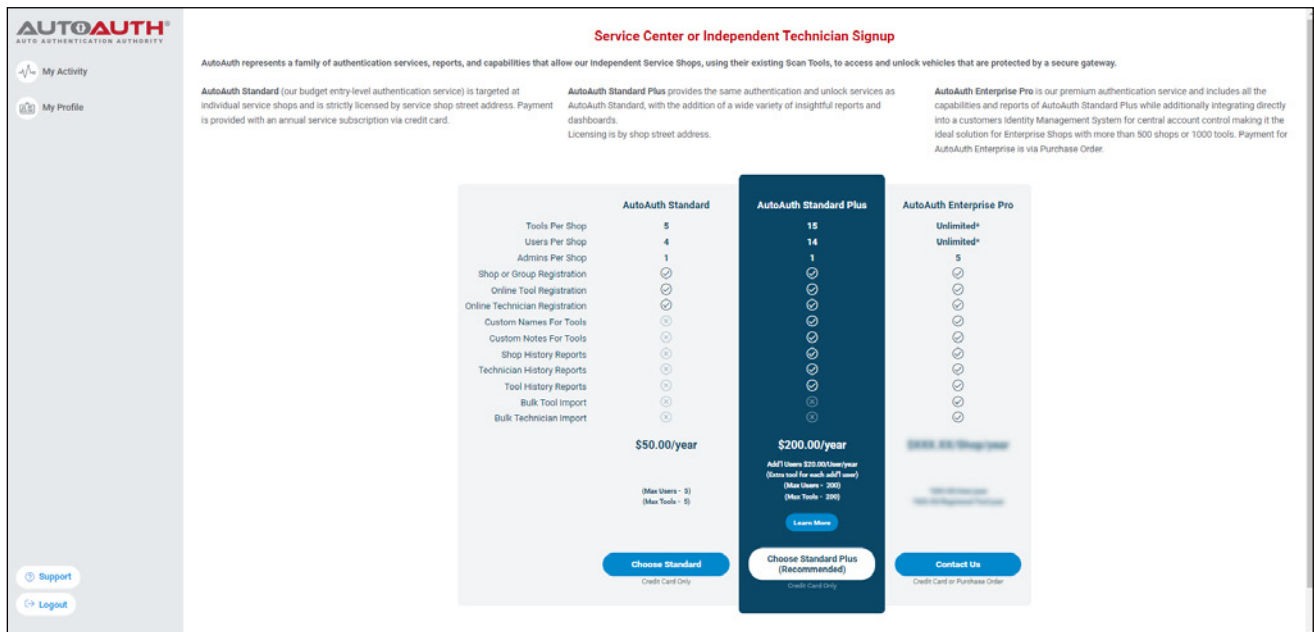


Figure 5 - Differences between accounts



5. Select Manage Tools and then Add tools.

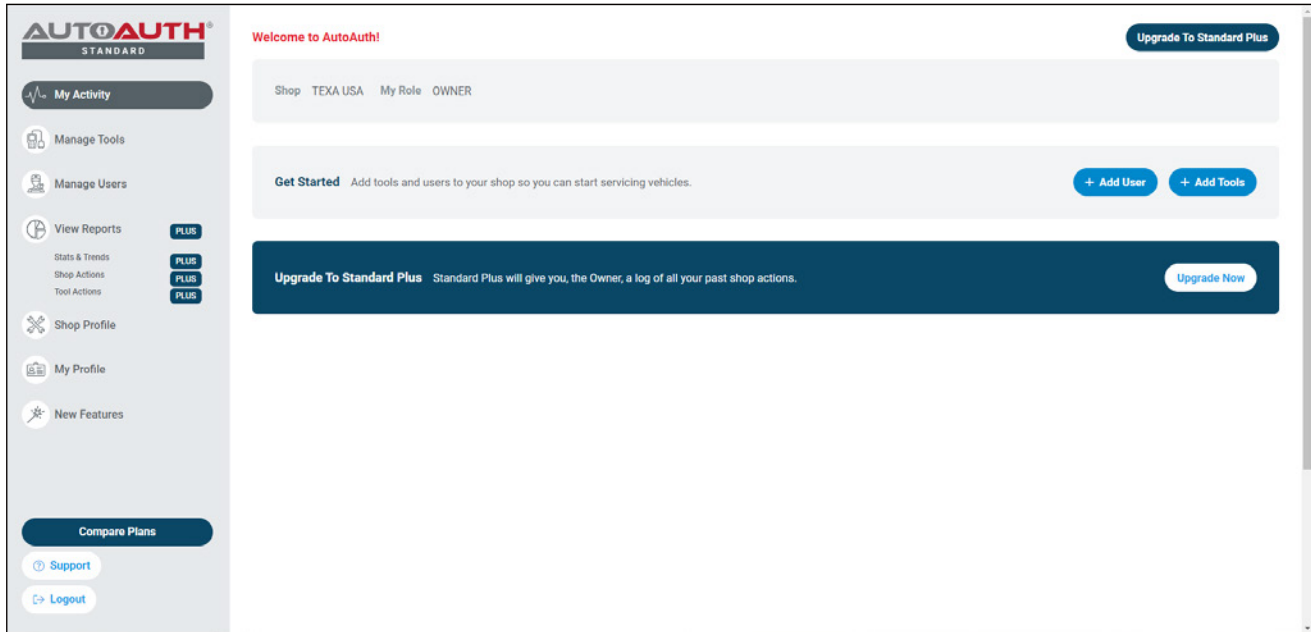


Figure 6 - Add tools

6. Select TEXA from the manufacturer list.

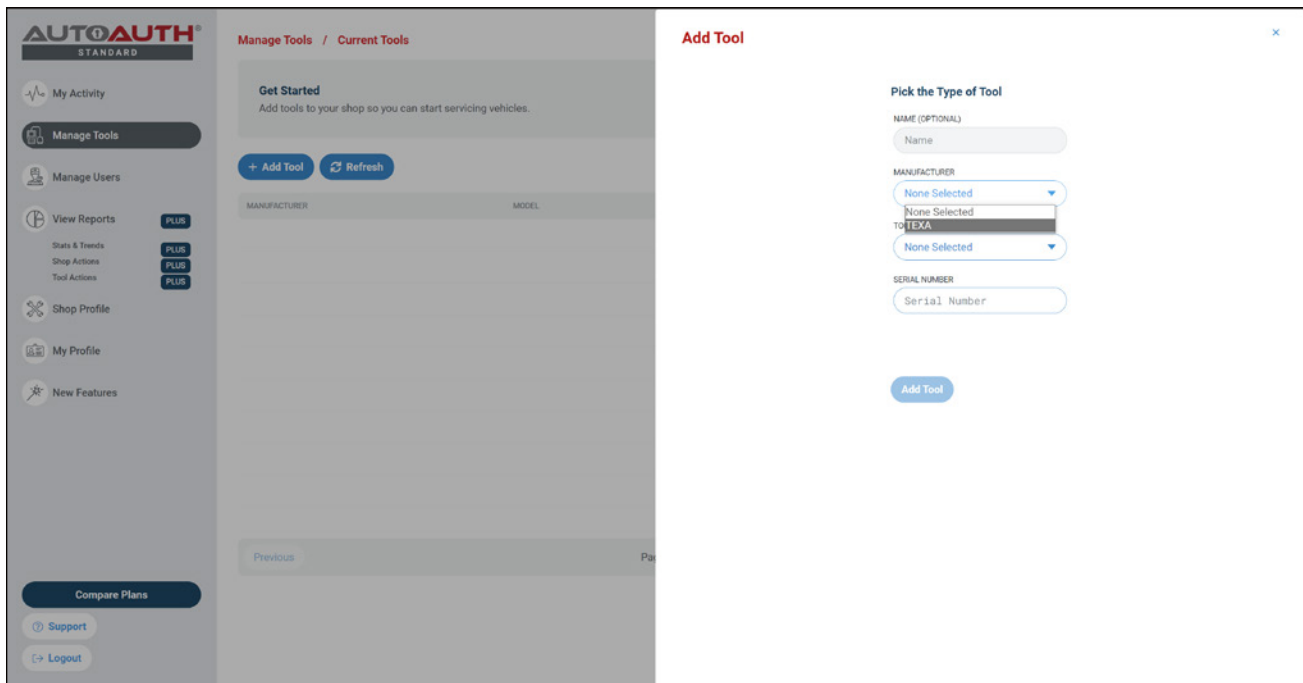


Figure 7 - Select the Manufacturer



7. Select All models.

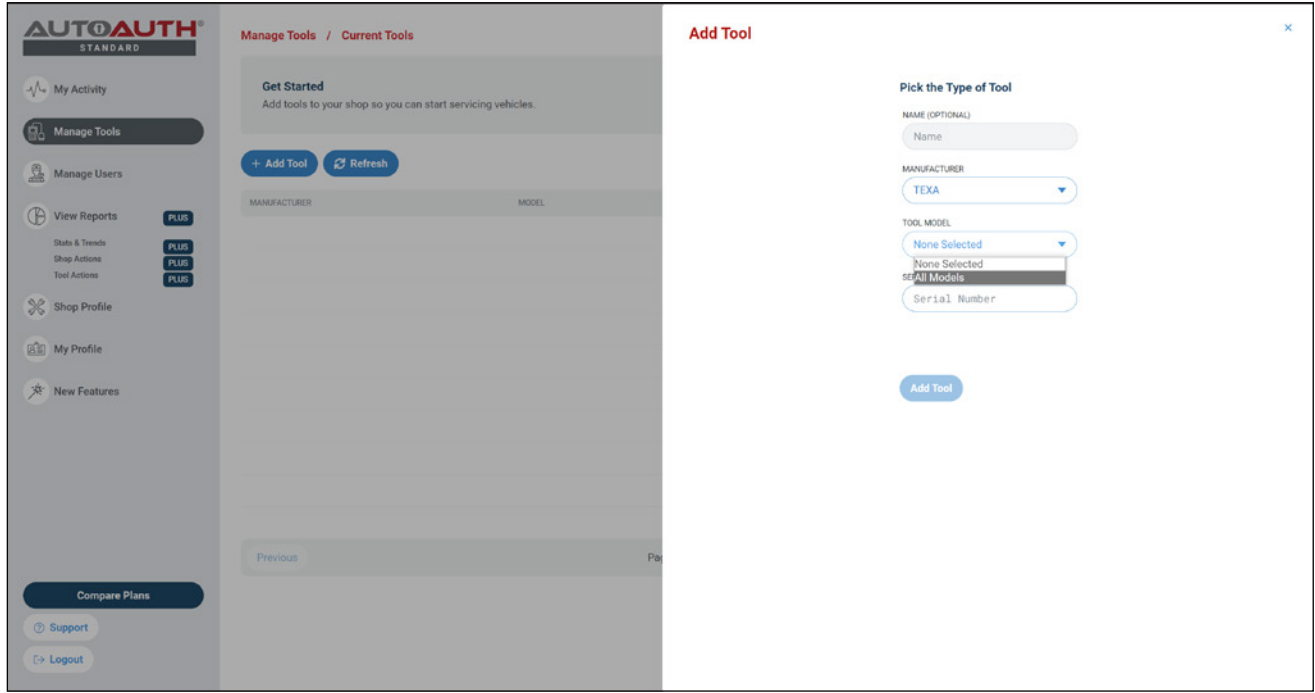


Figure 8 - Select the Tool Model

8. Enter the tool serial number and select **Add Tool**.

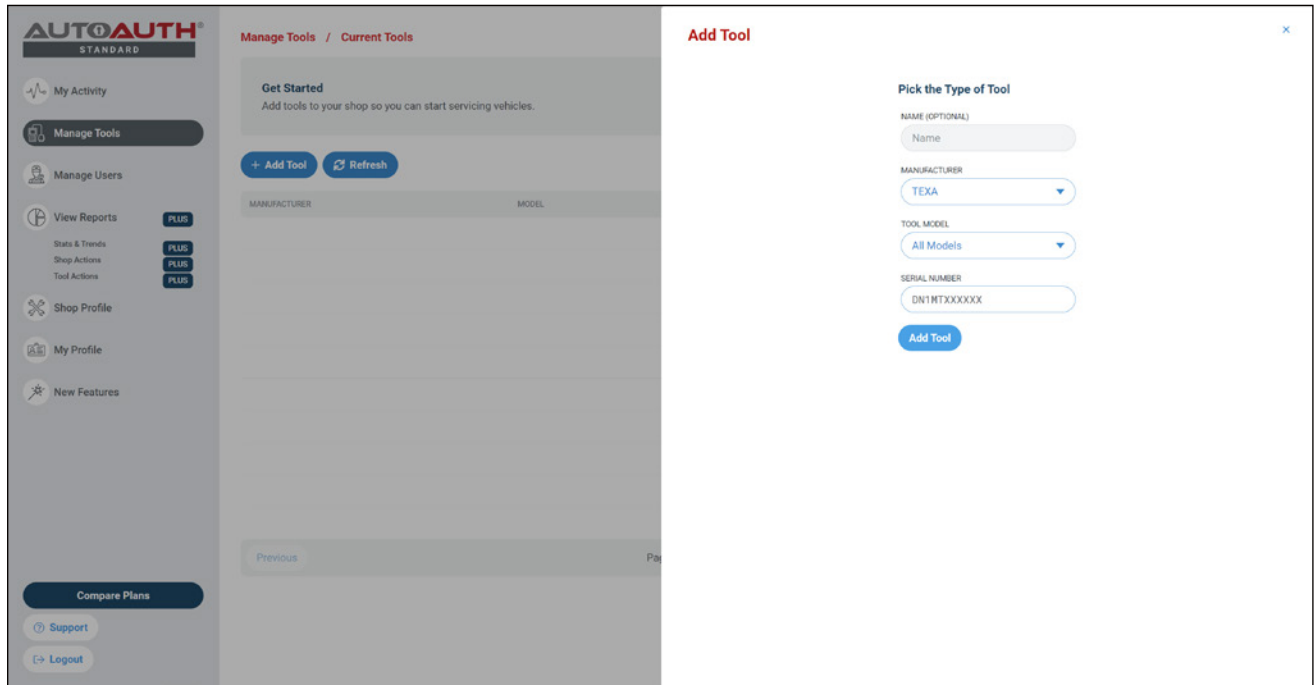


Figure 9 - Tool serial number



9. The tool will be displayed in the tool list.

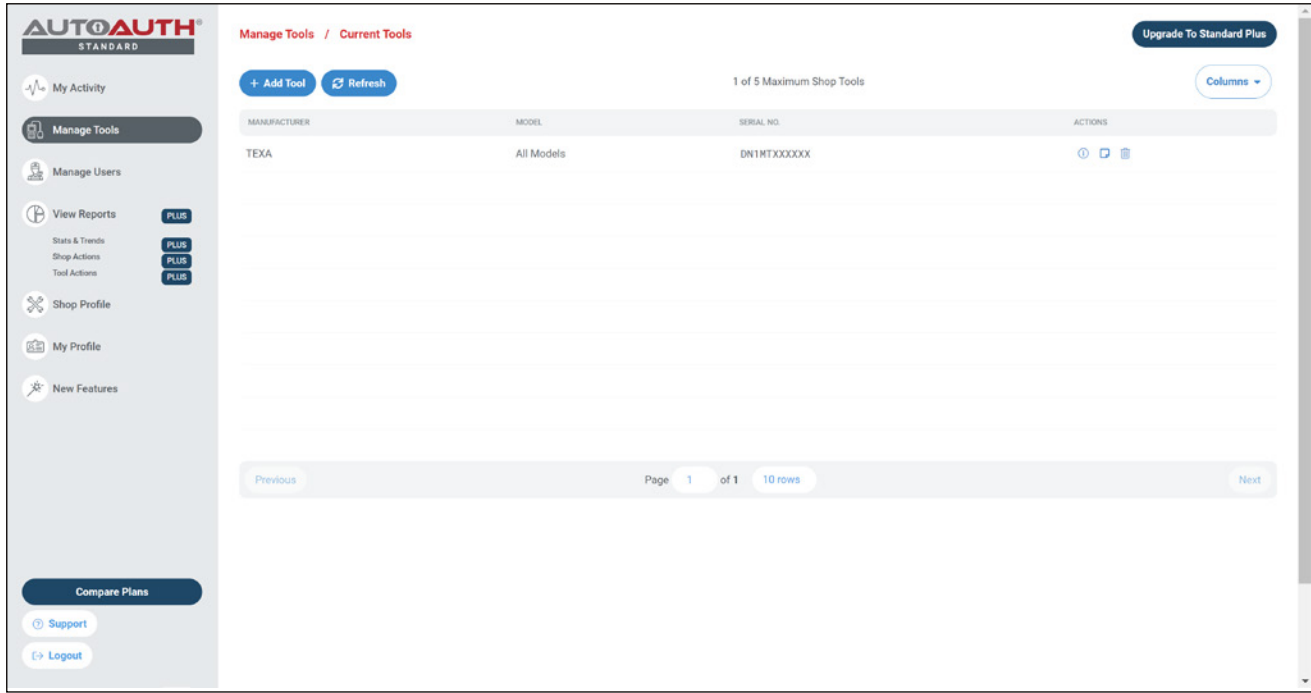


Figure 10 - Tool list

TO UNLOCK SGW ACCESS TO VEHICLE SYSTEM WITH TEXA TOOL

10. Start the communication with the SGW vehicle using the TEXA IDC6 software.

11. When the vehicle is equipped with Secure Gateway, IDC6 will notify you via a message (figure 11).

12. "CLICK HERE" to enter the credentials (figure 12) issued by AutoAuth to start unlocking the vehicle.

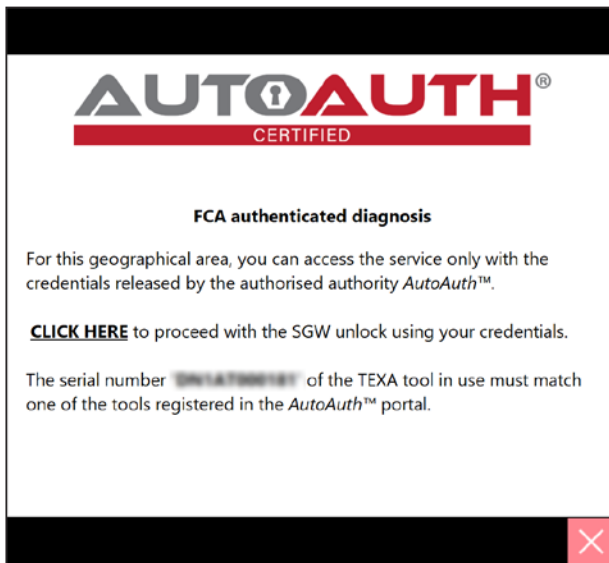


Figure 11 - TEXA IDC6 software

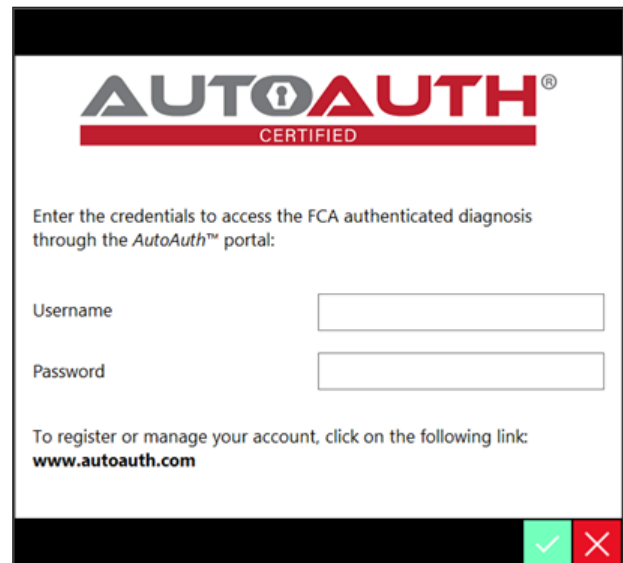


Figure 12 - LOGIN in IDC6 software with AutoAuth account

ALL TEXA USERS (Shop Managers / Technicians) CREATE AUTOAUTH ACCOUNT

TEXA is partnering with the below list of manufacturers, to provide TEXA IDC6 software users with access to diagnose SGW enabled vehicle systems, through a streamlined process within the scan tool navigation. Registered TEXA IDC6 Car diagnostics users can access and download their latest software updates to support this new coverage.

The new AutoAuth SGW authentication provides access to the latest diagnostic functions and scan tool features relating to the below list of coverage. This is including previously restricted operations in the body control module and access to a wide variety of advanced diagnostics including clearing DTCs, bi-directional functions, completing calibrations, relearns and component coding, actuations and adjustments previously restricted to OEM tools.

SECURE GATEWAY COMPATIBLE VEHICLES (Aug 2025)

STELLANTIS - Chrysler / Dodge / Jeep / Ram / Fiat / Maserati / Alfa Romeo - Model Years 2017 > newer

NISSAN - Ariya 2021 > newer / Armada 2024 > newer / Kicks 2024 > newer /
Pathfinder 2020 > newer / Rogue 2021 > newer / Sentra 2020 > newer

INFINITI - QX55 2021 > newer / QX60 2021 > newer / QX80 2024 > newer

SGW Access for Volvo - Mercedes Benz - VW/Audi is directly through TEXA software - No Charge

COMPATIBLE TEXA VEHICLE COMMUNICATION INTERFACE



NAVIGATOR TXT
MULTIHUB 2



NAVIGATOR TXT
MULTIHUB



NAVIGATOR
TXTs



NAVIGATOR
NANO S 2



NAVIGATOR
NANO S

FREE ACCESS **MOTOR** TRUSPEED
OEM SOURCED REPAIR DATA
PROCEDURES & MAINTENANCE SCHEDULES



DOWNLOAD NOW

IDC6
AI DIAGNOSTIC ASSISTANT